



WHEELS & CASTORS

we move your life



ICON GUIDE

CASTOR



wheel diameter
in mm



external dimension mounting plate
in mm



mounting dimension
in mm



hole diameter
in mm



hole fitting size
in mm



offset dimension
in mm



total height
in mm



swivel radius
in mm



stem / expander
in mm



dyn. load capacity
in kg

WHEEL



wheel diameter
in mm



tread width
in mm



hub width
in mm



bushing diameter
in mm



screw size
in mm



dyn. load capacity
in kg

WHEEL BEARING



plain bearing



roller bearing



single ball bearing



double ball bearing


do not hesitate to contact us

+31 (0) 411 66 11 00

CASCOO

**WHEELS & CASTORS –
DESIGN and QUALITY
on the highest level**

CONTENTS



introduction

16 apparatus castors

34 industrial castors

96 light heavy duty castors

104 heavy duty castors

126 stainless steel castors

142 waste bin castors

152 ESD castors

168 plastic body castors

182 castors for
special applications



DARE TO ASK

Give us a call: +31 (0) 411 66 11 00



WHEELS



WHEELSYSTEMS



AXLES & ROLLERS



TURNING & MILLING

More info? Check out: www.dmwheelsystems.com

What is the best way to transport my goods from one place to another? Sure, on CASCOO castors. But which castors do I actually need for my purpose? Various influences should be taken into account when choosing the right wheels: load capacity, temperature range, ground surface, noise characteristics, working environment and of course the price. In the following we would like to provide you an overview that can be used as a guide to help you make your decision.



Two or rather four swivel castors?

Regardless of whether you use two swivel and two fixed castors or prefer four swivel castors, both versions have their right to exist. If you have to cover long distances with your transport trolley, we recommend equipping it with two swivel and two fixed castors, as the fixed castors ensure stable straight running and the user does not have to constantly correct the direction of movement. If you have to transport your goods in narrow aisles (e.g. shopping trolleys in the supermarket), the version with four swivel castors is the right choice, as you are so flexible in lateral movements and can turn on your heel.



How do I calculate the maximum load capacity?

When using four castors under a transport trolley, you must always assume that one castor is „hanging“ in the air - due to an uneven floor for example - and cannot contribute to the stability of the trolley. Therefore, the total load capacity of a trolley is always calculated with 3 out of 4 castors. The details of the load capacity on the following pages always refer to the dynamic properties of the respective DIN standards (EN 12530 - 12533) per castor. If you multiply these values by 3, you get the total load capacity of the trolley according to the corresponding DIN standard and its requirements.



When do I need a braked version?

A distinction is usually made between a total brake, which blocks the direction and the run of a castor, and a directional lock, where the wheel is still moving but in terms of alignment „only“ works like a fixed castor. The most common type of lock is the total lock (or double stop). It is very important to note that this is not working as a real brake, but as a lock, which only secures the transport trolley against rolling away. We guarantee the functionality here under the following definition:

combination of two fixed castors - one swivel castor - one swivel castor with total lock

- securing of an empty or loaded transport trolley against rolling away on basically level surfaces, but with a maximum gradient of 2%
- securing of an empty or loaded transport trolley against rolling away in light winds
- short-term detection of an empty or loaded transport trolley on truck lifting platforms in combined use with the roll-off protection of the lift

Combination of two fixed castors – two swivel castors with total brakes

- securing of an empty or loaded transport trolley against rolling away on surfaces with a maximum gradient of 5%
- securing of an empty or loaded transport trolley against rolling away in strong winds (does not protect against overturning of the trolley)
- detection of an empty or loaded roll container in the truck in combination with legally compliant load securing. As far as possible, the brakes should not be activated in the moving truck

[The operator is obliged to carry out the operation taking into account the applicable legislation]

HOW TO MAKE YOUR right choice

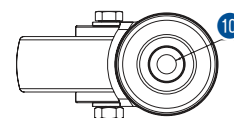
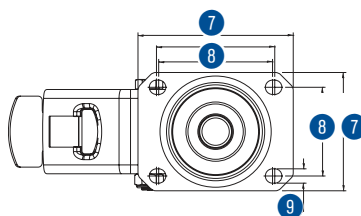
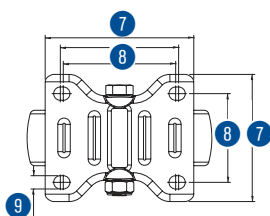
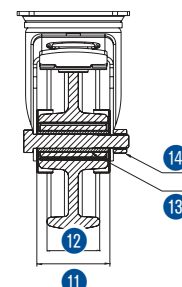
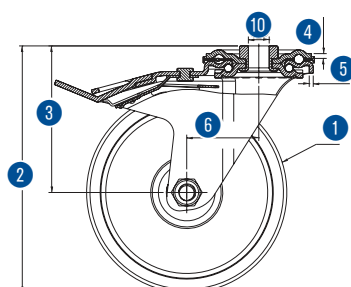
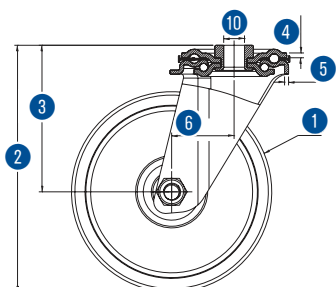
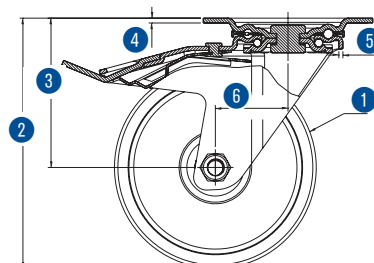
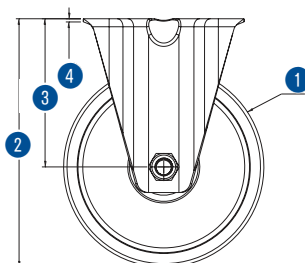
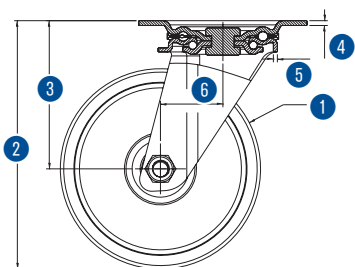


Which material do I choose for my purpose?

Probably the most difficult question when choosing your right choice of suitable castors is the question of the material. Each material has different properties and accordingly different advantages and disadvantages as well. Material can be soft or hard, loud or quiet, solid or light and much more. On the following pages we will bring you closer to the advantages of each series and hope to be able to support you with your decision. If you have unanswered questions, please do not hesitate to contact us. On the one hand, we are happy to provide with help and advice due to many years of experience, on the other hand you may also need a special solution, which we would be happy to explain to you in a personal conversation.

Technical GUIDE

CASCOO. CASTOR DEFINITION.



- 1 wheel diameter
- 2 total height
- 3 mounting height
- 4 material thickness plate
- 5 material thickness fork

- 6 offset
- 7 dimension of plate
- 8 dimension of plate holes
- 9 diameter of plate holes
- 10 diameter of bolt hole

- 11 width of tread
- 12 width of hub
- 13 wheel bearing
- 14 screw size

CASCOO. SYMBOLS HOUSING.



wheel diameter
in mm



external dimension mounting plate
in mm



mounting dimension
in mm



hole diameter
in mm



hole fitting size
in mm



offset dimension
in mm



total height
in mm



swivel radius
in mm



stem / expander
in mm



dyn. load capacity
in kg

CASCOO. SYMBOLS WHEEL.



wheel diameter
in mm



tread width
in mm



hub width
in mm



bushing diameter
in mm



screw size
in mm



dyn. load capacity
in kg

CASCOO. SYMBOLS WHEELS BEARINGS.



plain bearing



Roller bearing



single ball bearing



double ball bearing

Technical GUIDE

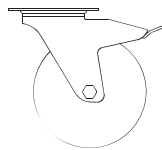
CASTOR TYPES.



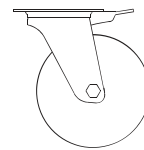
swivel castor



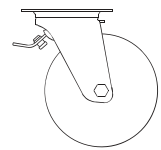
fixed castor



swivel castor
with total brake



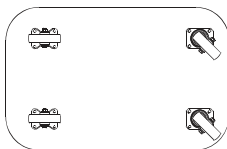
swivel castor
with directional brake



swivel castor
with front brake

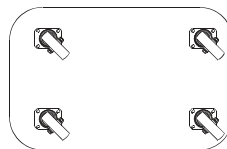
Swivel castors (without brakes) can be moved across the floor in all directions, they have a rotation of 360°. Fixed castors cannot rotate and can only be moved across the floor in two directions. **Swivel castors with total brakes** can also be rotated 360°. In addition, they can be secured against rolling away. Transport trolleys in combination with a braked castor can be braked on inclines of up to 2%. Transport trolleys in combination with two of the more braked castors can be braked on inclines of up to 5%. This information is only guaranteed under normal handling conditions. **Swivel castors with directional lock** can be rotated 360°, but can also be locked in one direction using the pedal. The wheel is not locked in this case.

CALCULATION OF TOTAL LOAD CAPACITY.



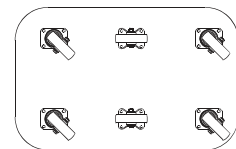
2 swivel / 2 fixed castors

For a precise handling on longer and varied routes. Load capacity calculation: 3 from 4 castors.



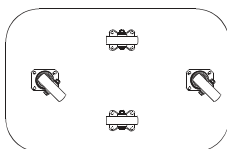
4 swivel

For any easy movement on short and plain routes. Load capacity calculation: 3 from 4 castors.



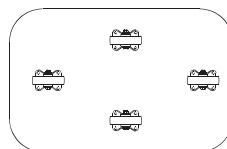
4 swivel / 2 fixed castors

For a high stability of high loads on long routes. Load capacity calculation: 4 from 6 castors.



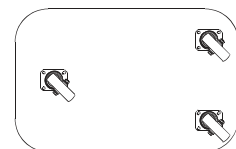
2 swivel / 2 fixed castors

For a precise handling especially in narrow spaces. Load capacity calculation: 3 from 4 castors.



4 fixed castors

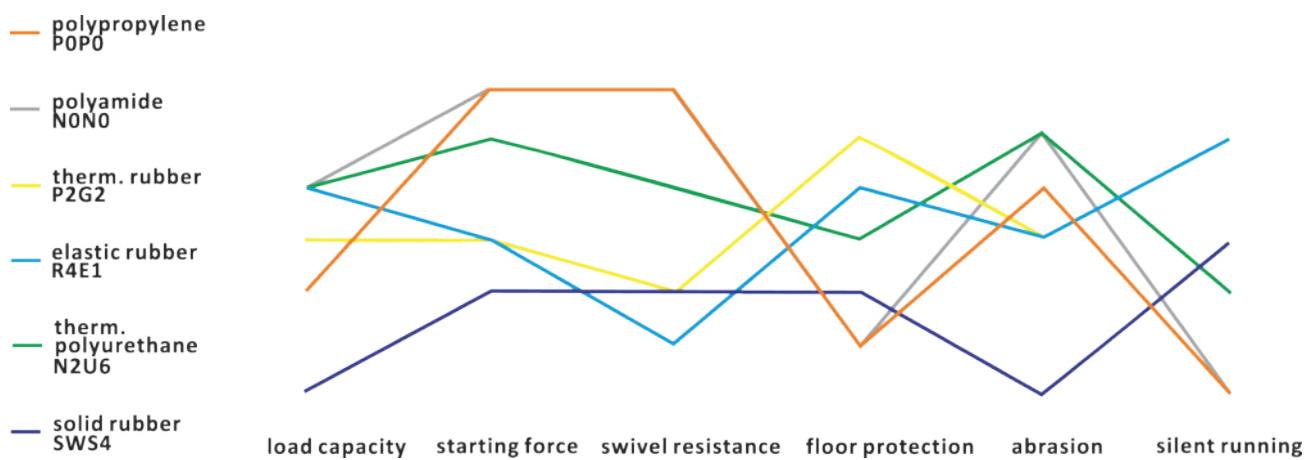
The center castors have to be a bit larger. To be use on long straight routes. Load capacity calculation: 3 from 4 castors.



3 swivel

For a flexible handling on routes with almost no straight sections. Only small and balanced loads. Load capacity calculation: 3 from 3 castors.

COMPARISON CHART BETWEEN DIFFERENT MATERIALS



WHEEL BEARINGS.

With the inside bearings each castor or wheel becomes alive. In addition to the tread and the wheel center, mobility mostly depends on the wheel bearing. No doubt an ideal wheel bearing influences the performance of every castor. Three types of bearing are available for your opinion: plain bearing, roller bearing and precision ball bearing. The relevant bearing depends on the castors performance.



Plain bearing

The plain bearing is the simplest bearing, providing an excellent lubrication and maintenance free. It is applicable for light duties or small and low handling wheels.



Roller bearing

Made of carbon steel with diameter respectively 4 mm and 5 mm, the roller axle is mostly used for industrial applications. Roller bearing features high load capacity and low roll resistance.



Precision ball bearing

The precision ball bearing is composed of fixed one-race ball bearing supporting axial land medium weight radial loads. Seal shielding is flexible for assembling. It is affordable for high rotation speed and heavy load capacity.



CASCOO. APPARATUS CASTORS.



APPARATUS CASTORS

Apparatus castors are mainly used for the transport of light to medium-duty equipment indoors. They convince with optimal stability, low rolling resistance, noise-reduction and high mobility.

Apparatus castors are often used in display constructions, medical devices, intralogistics or on catering equipment. These castors are available with plate attachment and bolt hole attachment in different dimensions.

Optionally available with expander, stem or threaded screw fixation

EXPANDER OVERVIEW

Expander round tube



	type	inner diameter	screw dimension	material
EXRO1921	round tube 19.0 mm-21.5 mm	11 mm	M10x90	aluminium / nylon
EXRO2124	round tube 21.5 mm-24.0 mm	11 mm	M10x90	aluminium / nylon
EXRO2427	round tube 24.0 mm-27.0 mm	11 mm	M10x90	aluminium / nylon
EXRO2730	round tube 27.0 mm-30.0 mm	11 mm	M10x90	aluminium / nylon
EXRO3135	round tube 31.0 mm-35.0 mm	11 mm	M10x90	aluminium / nylon

Expander square tube



	type	inner diameter	screw dimension	material
EXSQ2124	square tube 21.5 mm-24.0 mm	11 mm	M10x90	aluminium / nylon
EXSQ2427	square tube 24.0 mm-27.0 mm	11 mm	M10x90	aluminium / nylon
EXSQ2730	square tube 27.0 mm-30.0 mm	11 mm	M10x90	aluminium / nylon
EXSQ3135	square tube 31.0 mm-35.0 mm	11 mm	M10x90	aluminium / nylon
EXSQ3640	square tube 36.0 mm-40.0 mm	11 mm	M10x90	aluminium / nylon

DIFFERENT KIND OF STEMS WITH CIRCLIP OR THREADED STEMS ON REQUEST



APPARATUS CASTORS AT A GLANCE



SERIES P2T2
PP / TPR
light apparatus

page 20



SERIES P4P4
PP
light apparatus

page 22



SERIES P2T2
PP / TPR
plain bearing

page 24



SERIES P2T2
PP / TPR
ball bearing

page 26



SERIES P2T2
PP / TPR
with expander

page 28



SERIES P2T2
PP / TPR
twin wheel castors

page 30



SERIES N4N4
PP
twin wheel castors

page 32















SERIES P2T2

rim:	polypropylene
tread:	thermoplastic rubber 95° shore A
axle bearing:	plain bearing / ball bearing
threadguard:	without / full covering plastic threadguard
load capacity:	50 kg to 75 kg
wheel diameter:	50 mm to 100 mm
temperature range:	-20°C to +60°C







swivel castor

		 [mm]	 [mm]	 [mm]	 [mm]	 [mm]	 [mm]	 [mm]	 [kg]
SAPA9C0050P2T2P0N		050	60x60	48/39x48/39	6.3	25	70		50
SAPA9C0050P2T2B42									
SAPA2C0075P2T2P0N		075	60x60	48/39x48/39	6.3	25	100		75
SAPA2C0075P2T2B42									







fixed castor

FAPBCC0050P2T2P0N		050	55x55	44/38.5x44/38.5	6.3		70		50
FAPBCC0050P2T2B42									
FAPCCC0075P2T2P0N		075	67x60	48/38x48/38	6.3		100		75
FAPCCC0075P2T2B42									



swivel castor with total brake

TAPA9C0050P2T2P0N		050	60x60	48/39x48/39	6.3	25	70	80	50
TAPA9C0050P2T2B42									
TAPA2C0075P2T2P0N		075	60x60	48/39x48/39	6.3	25	100	80	75
TAPA2C0075P2T2B42									

EXAMPLE FOR APPLICATION












- ✓ display construction and shopfitting
- ✓ medical equipment
- ✓ catering equipment (cutlery trolleys)

HIGHLIGHTS AND ADVANTAGES

- ✓ noise-reduced running on all surfaces
- ✓ ideal load capacities designed for the application
- ✓ ball bearing as axle bearing for improved rolling resistance














bolt hole swivel castor

		 [mm]	 [mm]		 [mm]	 [mm]	 [mm]	 [kg]
HAH19C0050P2T2P0N		050	11		25	70		50
HAH19C0050P2T2B42								
HAH12C0075P2T2P0N		075	11		25	100		75
HAH12C0075P2T2B42								
HSH12C0100P2T2P0N		100	11		32	122		60














bolt hole swivel castor with total brake

		 [mm]	 [mm]		 [mm]	 [mm]	 [mm]	 [kg]
BAH19C0050P2T2P0N		050	11		25	70	80	50
BAH19C0050P2T2B42								
BAH12C0075P2T2P0N		075	11		25	100	80	75
BAH12C0075P2T2B42								
BSH12C0100P2T2P0N		100	11		24	122	80	60



single wheel

		 [mm]	 [mm]	 [mm]	 [mm]	 ø		 [kg]
050P2T2P0N		050	19	22	8	M6		50
050P2T2B42					6			
075P2T2P0N		075	25	28	8	M6		75
075P2T2B42					6			
100P2T2P0N-28		100	25	28	8	M6		60











SERIES P4P4

rim: polypropylene
 tread: polypropylene
 axle bearing: plain bearing
 threadguard: without
 load capacity: 30 kg
 wheel diameter: 50 mm to 75 mm
 temperature range: -20°C to +60°C



swivel castor

		 [mm]	 [mm]	 [mm]	 [mm]	 [mm]	 [mm]	 [mm]	 [kg]
SAPA9C0050P4P4P0N	≡	050	60x60	48/39x48/39	6.3	25	70		30
SAPA2C0075P4P4P0N	≡	075	60x60	48/39x48/39	6.3	25	100		30



fixed castor

FAPBCC0050P4P4P0N	≡	050	55x55	44/38.5x44/38.5	6.3		70		30
FAPCCC0075P4P4P0N	≡	075	67x60	48/38x48/38	6.3		100		30



swivel castor with total brake

TAPA9C0050P4P4P0N	≡	050	60x60	48/39x48/39	6.3	25	70	80	30
TAPA2C0075P4P4P0N	≡	075	60x60	48/39x48/39	6.3	25	100	80	30







EXAMPLE FOR APPLICATION

- ✓ display construction and shopfitting
- ✓ medical equipment
- ✓ catering equipment (cutlery trolleys)

HIGHLIGHTS AND ADVANTAGES

- ✓ economical design for simple applications
- ✓ ideal load capacities designed for the application
- ✓ flexible everyday helper









		 [mm]	 [mm]		 [mm]	 [mm]	 [mm]	 [kg]
bolt hole swivel castor								
HAH19C0050P4P4P0N	≡	050	11		25	70		30
HAH12C0075P4P4P0N	≡	075	11		25	100		30



		[mm]	[mm]		[mm]	[mm]	[mm]	[kg]
bolt hole swivel castor with total brake								
BAH19C0050P4P4P0N	≡	050	11		25	70	80	30
BAH12C0075P4P4P0N	≡	075	11		25	100	80	30



		 [mm]	 [mm]	 [mm]	 [mm]	 ø		 [kg]
single wheel								
050P4P4P0N	≡	050	13	22	6	M6		30
075P4P4P0N	≡	075	23	28	8	M6		30











SERIES P2T2

rim: polypropylene
 tread: thermoplastic rubber 95° shore A
 axle bearing: plain bearing
 threadguard: without
 load capacity: 80 kg to 100 kg
 wheel diameter: 80 mm to 150 mm
 temperature range: -20°C to +60°C



swivel castor

								
	[mm]	[mm]	[mm]	[mm]	[mm]	[mm]	[mm]	[kg]
SAPE5C0080P2T2P0N	080	77x67	61.5/56x51.5/46.5	8.5	37	111		80
SAPE5C0100P2T2P0N	100	77x67	61.5/56x51.5/46.5	8.5	37	135		100
SAPE5C0125P2T2P0N SAPJ5C0125P2T2P0N	125	77x67 95x70	61.5/56x51.5/46.5 75x50	8.5 11	40	160		100
SAPE5C0150P2T2P0N	150	77x67	61.5/56x51.5/46.5	8.5	40	185		100



fixed castor

FAPE5C0080P2T2P0N	080	77x67	61.5/56x51.5/46.5	8.5		111		80
FAPE5C0100P2T2P0N	100	77x67	61.5/56x51.5/46.5	8.5		135		100
FAPE5C0125P2T2P0N FAPJ5C0125P2T2P0N	125	77x67 95x70	61.5/56x51.5/46.5 75x50	8.5 11		160		100
FAPE5C0150P2T2P0N	150	77x67	61.5/56x51.5/46.5	8.5		185		100



swivel castor with total brake

TAPE5C0080P2T2P0N	080	77x67	61.5/56x51.5/46.5	8.5	37	111	132	80
TAPE5C0100P2T2P0N	100	77x67	61.5/56x51.5/46.5	8.5	37	135	132	100
TAPE5C0125P2T2P0N TAPJ5C0125P2T2P0N	125	77x67 95x70	61.5/56x51.5/46.5 75x50	8.5 11	40	160	132	100
TAPE5C0150P2T2P0N	150	77x67	61.5/56x51.5/46.5	8.5	40	185	132	100

EXAMPLE FOR APPLICATION







- ✓ display construction and shopfitting
- ✓ medical equipment
- ✓ catering equipment (cutlery trolleys)

HIGHLIGHTS AND ADVANTAGES

- ✓ noise-reduced running on all surfaces
- ✓ ideal load capacities designed for the application
- ✓ large diameters up to 150 mm









bolt hole swivel castor

		 [mm]	 [mm]		 [mm]	 [mm]	 [mm]	 [kg]
HAH15C0080P2T2P0N	==	080	11		37	111		80
HAH15C0100P2T2P0N	==	100	11		37	135		100
HAH15C0125P2T2P0N	==	125	11		40	160		100
HAH15C0150P2T2P0N	==	150	11		40	185		100









bolt hole swivel castor with total brake

		 [mm]	 [mm]		 [mm]	 [mm]	 [mm]	 [kg]
BAH15C0080P2T2P0N	==	080	11		37	111	132	80
BAH15C0100P2T2P0N	==	100	11		37	135	132	100
BAH15C0125P2T2P0N	==	125	11		40	160	132	100
BAH15C0150P2T2P0N	==	150	11		40	185	132	100



single wheel

		 [mm]	 [mm]	 [mm]	 [mm]	 ø		 [kg]
080P2T2P0N	==	080	32	36	12	M8		80
100P2T2P0N	==	100	32	36	12	M8		100
125P2T2P0N	==	125	32	36	12	M8		100
150P2T2P0N	==	150	32	36	12	M8		100















SERIES P2T2

rim: polypropylene
 tread: thermoplastic rubber 95° shore A
 axle bearing: ball bearing
 threadguard: full covering plastic threadguard
 load capacity: 80 kg to 100 kg
 wheel diameter: 80 mm to 150 mm
 temperature range: -20°C to +60°C







swivel castor

									
	[mm]	[mm]	[mm]	[mm]	[mm]	[mm]	[mm]	[mm]	[kg]
SAPE5C0080P2T2B42		080	77x67	61.5/56x51.5/46.5	8.5	37	111		80
SAPE5C0100P2T2B42		100	77x67	61.5/56x51.5/46.5	8.5	37	135		100
SAPE5C0125P2T2B42 SAPJ5C0125P2T2B42		125	77x67 95x70	61.5/56x51.5/46.5 75x50	8.5 11	40	160		100
SAPE5C0150P2T2B42		150	77x67	61.5/56x51.5/46.5	8.5	40	185		100







fixed castor

FAPE5C0080P2T2B42		080	77x67	61.5/56x51.5/46.5	8.5		111		80
FAPE5C0100P2T2B42		100	77x67	61.5/56x51.5/46.5	8.5		135		100
FAPE5C0125P2T2B42 FAPJ5C0125P2T2B42		125	77x67 95x70	61.5/56x51.5/46.5 75x50	8.5 11		160		100
FAPE5C0150P2T2B42		150	77x67	61.5/56x51.5/46.5	8.5		185		100



swivel castor with total brake

TAPE5C0080P2T2B42		080	77x67	61.5/56x51.5/46.5	8.5	37	111	132	80
TAPE5C0100P2T2B42		100	77x67	61.5/56x51.5/46.5	8.5	37	135	132	100
TAPE5C0125P2T2B42 TAPJ5C0125P2T2B42		125	77x67 95x70	61.5/56x51.5/46.5 75x50	8.5 11	40	160	132	100
TAPE5C0150P2T2B42		150	77x67	61.5/56x51.5/46.5	8.5	40	185	132	100

EXAMPLE FOR APPLICATION











- ✓ display construction and shopfitting
- ✓ medical equipment
- ✓ catering equipment (cutlery trolleys)

HIGHLIGHTS AND ADVANTAGES

- ✓ noise-reduced running on all surfaces
- ✓ ideal load capacities designed for the application
- ✓ ball bearing as axle bearing for improved rolling resistance













bolt hole swivel castor

								
	[mm]	[mm]		[mm]	[mm]	[mm]	[kg]	
HAH15C0080P2T2B42		080	11			37	111	80
HAH15C0100P2T2B42		100	11			37	135	100
HAH15C0125P2T2B42		125	11			40	160	100
HAH15C0150P2T2B42		150	11			40	185	100













bolt hole swivel castor with total brake

									
	[mm]	[mm]		[mm]	[mm]	[mm]	[kg]		
BAH15C0080P2T2B42		080	11			37	111	132	80
BAH15C0100P2T2B42		100	11			37	135	132	100
BAH15C0125P2T2B42		125	11			40	160	132	100
BAH15C0150P2T2B42		150	11			40	185	132	100



single wheel








								
	[mm]	[mm]	[mm]	[mm]	∅		[kg]	
080P2T2B42		080	32	36	8	M8		80
100P2T2B42		100	32	36	8	M8		100
125P2T2B42		125	32	36	8	M8		100
150P2T2B42		150	32	36	8	M8		100










SERIES P2T2

rim: polypropylene
 tread: thermoplastic rubber 95° shore A
 axle bearing: plain bearing / ball bearing
 threadguard: without / full covering plastic threadguard
 load capacity: 80 kg to 100 kg
 wheel diameter: 80 mm to 150 mm
 temperature range: -20°C to +60°C



		 [mm]	 [mm]	 [mm]	 [mm]	 [mm]	 [mm]	 [kg]
bolt hole swivel castor								
HAX15C0080P2T2P0N	≡	080	11	19-35	37	111		80
HAX15C0100P2T2P0N	≡	100	11	19-35	37	135		100
HAX15C0125P2T2P0N	≡	125	11	19-35	40	160		100
HAX15C0150P2T2P0N	≡	150	11	19-35	40	185		100



		 [mm]	 [mm]	 [mm]	 [mm]	 [mm]	 [mm]	 [kg]
bolt hole swivel castor with total brake								
BAX15C0080P2T2P0N	≡	080	11	19-35	37	111	132	80
BAX15C0100P2T2P0N	≡	100	11	19-35	37	135	132	100
BAX15C0125P2T2P0N	≡	125	11	19-35	40	160	132	100
BAX15C0150P2T2P0N	≡	150	11	19-35	40	185	132	100

EXAMPLE FOR APPLICATION












- ✓ display construction and shopfitting
- ✓ medical equipment
- ✓ catering equipment (cutlery trolleys)

HIGHLIGHTS AND ADVANTAGES

- ✓ noise-reduced running on all surfaces
- ✓ ideal load capacities designed for the application
- ✓ ball bearing as axle bearing for improved rolling resistance







bolt hole swivel castor

									
	[mm]	[mm]	[mm]	[mm]	[mm]	[mm]	[kg]		
HAX15C0080P2T2B42		080	11	21.5-40		37	111		80
HAX15C0100P2T2B42		100	11	21.5-40		37	135		100
HAX15C0125P2T2B42		125	11	21.5-40		40	160		100
HAX15C0150P2T2B42		150	11	21.5-40		40	185		100



bolt hole swivel castor with total brake

BAX15C0080P2T2B42		080	11	21.5-40		37	111	132	80
BAX15C0100P2T2B42		100	11	21.5-40		37	135	132	100
BAX15C0125P2T2B42		125	11	21.5-40		40	160	132	100
BAX15C0150P2T2B42		150	11	21.5-40		40	185	132	100











SERIES P2T2

rim: polypropylene
 tread: thermoplastic rubber 95° shore A
 axle bearing: plain bearing / ball bearing
 threadguard: without / full covering plastic threadguard
 load capacity: 70 kg to 100 kg
 wheel diameter: 50 mm to 75 mm
 temperature range: -20°C to +60°C



swivel castor

								
	[mm]	[mm]	[mm]	[mm]	[mm]	[mm]	[mm]	[kg]
SDPE6C0050P2T2P0N	≡	050	60x60	48/38x48/38	6.3	25	72	70
SDPE6C0050P2T2B42	≡	050	60x60	48/38x48/38	6.3	25	72	70
SDPE1C0075P2T2P0N	≡	075	77x67	61.5/56x51.5/46.5	8.5	32	102	100
SDPE1C0075P2T2B42	≡	075	77x67	61.5/56x51.5/46.5	8.5	32	102	100









swivel castor with total brake

TDPE6C0050P2T2P0N	≡	050	60x60	48/38x48/38	6.3	25	72	80	70
TDPE6C0050P2T2B42	≡	050	60x60	48/38x48/38	6.3	25	72	80	70
TDPE1C0075P2T2P0N	≡	075	77x67	61.5/56x51.5/46.5	8.5	32	102	96	100
TDPE1C0075P2T2B42	≡	075	77x67	61.5/56x51.5/46.5	8.5	32	102	96	100



single wheel

							
	[mm]	[mm]	[mm]	[mm]	∅	[kg]	
050P2T2P0N	≡	050	19	22	8	M6	50
075P2T2P0N	≡	075	25	30	10	M8	75



single wheel

050P2T2B42	≡	050	19	22	6	M6	50
075P2T2B42	≡	075	25	30	8	M8	75







EXAMPLE FOR APPLICATION

- ✓ display construction and shopfitting
- ✓ medical equipment
- ✓ catering equipment (cutlery trolleys)

HIGHLIGHTS AND ADVANTAGES

- ✓ noise-reduced running on all surfaces
- ✓ higher load capacities by splitting on twin wheels
- ✓ can be combined with different stems or expanders



		 [mm]	 [mm]		 [mm]	 [mm]	 [mm]	 [kg]
bolt hole swivel castor								
HDHHHC0050P2T2P0N	≡	050	11		25	70		70
HDHHHC0050P2T2B42	≡	050	11		25	70		70
HDHJJC0075P2T2P0N	≡	075	11		32	99		100
HDHJJC0075P2T2B42	≡	075	11		32	99		100



bolt hole swivel castor with total brake								
BDHHHC0050P2T2P0N	≡	050	11		25	69	80	70
BDHHHC0050P2T2B42	≡	050	11		25	69	80	70
BDHJJC0075P2T2P0N	≡	075	11		32	99	96	100
BDHJJC0075P2T2B42	≡	075	11		32	99	96	100



bolt hole swivel castor								
HDXHHC0050P2T2P0N	≡	050	11		25	70		70
HDXHHC0050P2T2B42	≡	050	11		25	70		70
HDXJJC0075P2T2P0N	≡	075	11		32	100		100
HDXJJC0075P2T2B42	≡	075	11		32	100		100



bolt hole swivel castor with total brake								
BDHHHC0050P2T2P0N	≡	050	11		25	69	80	70
BDXHHC0050P2T2B42	≡	050	11		25	69	80	70
BDXJJC0075P2T2P0N	≡	075	11		32	99	96	100
BDXJJC0075P2T2B42	≡	075	11		32	99	96	100














SERIES N4N4

rim: polyamide
 tread: polyamide
 axle bearing: plain bearing
 threadguard: without
 load capacity: 70 kg
 wheel diameter: 50 mm to 75 mm
 temperature range: -20°C to +60°C



swivel castor

									
	[mm]	[mm]	[mm]	[mm]	[mm]	[mm]	[mm]	[mm]	[kg]
SDPE6C0050N4N4P0N	050	60x60	48/38x48/38	6.3	25	72			70
SDPE1C0075N4N4P0N	075	77x67	61.5/56x51.5/46.5	8.5	32	102			70









swivel castor with total brake

TDPE6C0050N4N4P0N	050	60x60	48/38x48/38	6.3	25	72	80		70
TDPE1C0075N4N4P0N	075	77x67	61.5/56x51.5/46.5	8.5	32	102	96		70



single wheel

						
	[mm]	[mm]	[mm]	[mm]	∅	[kg]
050N4N4P0N	050	13	22	8	M6	70
075N4N4P0N	075	23	30	8	M8	70







EXAMPLE FOR APPLICATION

- ✓ display construction and shopfitting
- ✓ medical equipment
- ✓ catering equipment (cutlery trolleys)

HIGHLIGHTS AND ADVANTAGES

- ✓ cheaper nylon option
- ✓ higher load capacities by splitting on twin wheels
- ✓ can be combined with different stems or expanders



		 [mm]	 [mm]			 [mm]	 [mm]	 [mm]	 [kg]
bolt hole swivel castor									
HDHHHC0050N4N4P0N	≡	050	11			25	70		70
HDHJJC0075N4N4P0N	≡	075	11			32	99		70



bolt hole swivel castor with total brake									
BDHHHC0050N4N4P0N	≡	050	11			25	69	80	70
BDHJJC0075PN4N4P0N	≡	075	11			32	99	96	70



bolt hole swivel castor									
HDXHHC0050N4N4P0N	≡	050	11			25	70		70
HDXJJC0075N4N4P0N	≡	075	11			32	99		70



bolt hole swivel castor with total brake									
BDXHHC0050N4N4P0N	≡	050	11			25	69	80	70
BDXJJC0075PN4N4P0N	≡	075	11			32	99	96	70





CASCOO. INDUSTRIAL CASTORS.



INDUSTRIAL CASTORS

Our industrial and transport castors stand out by their high load capacities, low pivot bearing clearance and comfortable rolling resistance, as well as a noiseless and - if required - non-marking driving comfort. As a result, our industrial castors are used in various industry sectors, such as production of transport equipment, event industry, workshop manufacturing equipment, etc..

These casters are available with different mounting options like plate or bolt hole.



CASCOO. INNOVATION.

The CASCOO *Innovation* line stands for competition. Simple, Strong, Innovative - the ultimate price-breaker.

	80 mm	100 mm	125 mm
rivet	open rivet	open rivet	open rivet
hub	42 mm	42 mm	46 mm / 52 mm
axle	8 mm	8 mm	8 mm / 10 mm
brake	standard	standard	standard
total height	108 mm	128 mm	155 mm
load capacity	up to 150 kg	up to 150 kg	up to 200 kg
highlights	also available in stainless steel		




CASCOO. BASICS.

CASCOO *Basics* - wheels and castors that make everyday life easier. Our favorable line without qualitative restrictions.

	80 mm	100 mm	125 mm
rivet	hollow rivet	hollow rivet	hollow rivet
hub	42 mm	42 mm	52 mm
axle	8 mm	8 mm	8 mm / 10 mm
brake	standard	standard	standard
total height	105 mm	125 mm	155 mm
load capacity	up to 150 kg	up to 150 kg	up to 200 kg


Some wheels can be mounted in different kind of housing types. Our standard doesn't match your exact demand? Please contact us.



CASCOO. FLEX.

Specific requirements require specific measures. Be more flexible with CASCOO *Flex*, which can be your solution for a successful business..

	80 mm	100 mm	125 mm	160 mm	200 mm
rivet	solid rivet	solid rivet	solid rivet	solid rivet	solid rivet
hub	42 mm	42 mm	52 mm	60 mm	60 mm
axle	8 mm	8 mm	8 mm / 10 mm	12 mm	12 mm
brake	standard	standard	standard	adjustable	adjustable
total height	100 mm	125 mm	155 mm	190 mm	235 mm
load capacity	up to 150 kg	up to 150 kg	up to 200 kg	up to 300 kg	up to 300 kg
highlights	available with directional lock				



CASCOO. PREMIUM.

With CASCOO *Premium* your good comes good rolling. Special emphasis on material strength and stability. Let us convince you.

	80 mm	100 mm	125 mm	160 mm	200 mm
rivet	solid rivet	solid rivet	solid rivet	solid rivet	solid rivet
hub	42 mm	42 mm	52 mm	60 mm	60 mm
axle	8 mm	8 mm	8 mm / 10 mm	12 mm	12 mm
brake	standard	standard	standard	adjustable	adjustable
total height	105 mm	128 mm	155 mm	195 mm	235 mm
load capacity	up to 180 kg	up to 250 kg	up to 300 kg	up to 350 kg	up to 400 kg
highlights	also available with plate 135 x 110 mm				

INDUSTRIAL CASTORS AT A GLANCE

STANDARD PLATE HOUSING




SERIES P0P0
PP

page 40



SERIES N0N0
PA

page 42



SERIES T6P2
PP
with TPR ring

page 44



SERIES M6N2
PA
with elastic ring

page 46



SERIES N2K6
PA
with elastic ring

page 48



SERIES M6K6
PA
with elastic ring

page 50



SERIES N2U6
PA / TPU

page 52



SERIES R4F1
PA / elastic

page 54



SERIES R4E1
PA / elastic

page 56



SERIES R4E2
PA / elastic

page 58



SERIES P2G2
PP / TPR

page 60



SERIES P2D2
PP / TPR

page 62



SERIES P2V2
PP / TPR

page 64



SERIES P2W2
PP / TPR

page 66



SERIES P4S4
PP / solid rubber

page 68



SERIES P4R2
PP / solid rubber

page 70



SERIES SWS4

steel rim /
solid rubber

page 72



SERIES SWR2

steel rim /
solid rubber

page 74



SERIES N4B5

PA / PU

page 76



SERIES AAB5

aluminium / PU

page 78



SERIES AAX7

aluminium / PU

page 80



SERIES AAE2

aluminium /
elastic

page 82



SERIES AAU5

aluminium / PU

page 84



SERIES AAX7

aluminium / PU

page 86

BIG PLATE HOUSING



SERIES POP0

PP

page 88



SERIES NON0

PA

page 89



SERIES N2U6

PA / TPU

page 90



SERIES M6N2

PA
with elastic ring

page 91



**SERIES R4F1 /
R4E1**

PA / elastic

page 92



SERIES R4E2

PA / elastic

page 93



SERIES AAE2

aluminium /
elastic

page 94



SERIES AAU5

aluminium / PU

page 95











SERIES POP0

rim: polypropylene
 tread: polypropylene
 axle bearing: plain bearing / roller bearing
 threadguard: without / small metall threadguard
 load capacity: 80 kg to 250 kg
 wheel diameter: 80 mm to 200 mm
 temperature range: -20°C to +60°C



swivel castor

								
	[mm]	[mm]	[mm]	[mm]	[mm]	[mm]	[mm]	[kg]
SBP25WC080POP0P0N	80	105x80	80/77x60	9	40	105		80
SBP25WC080POP0R1W								
SBP25WC100POP0P0N	100	105x80	80/77x60	9	40	125		100
SBP25WC100POP0R1W								
SBP35WC125POP0R1W	125	105x80	80/77x60	9	40	155		150
SBP35WC125X0P0R1W								
SPP58WC150POP0R1W	150	135x110	105x84/76	11	55	190		250
SPP58WC160POP0P0N	160	135x110	105x84/76	11	55	195		250
SPP58WC160POP0R1W								
SPP58WC200POP0P0N	200	135x110	105x84/76	11	55	235		250
SPP58WC200POP0R1W								



fixed castor

FBP22WC080POP0P0N	80	105x80	80/77x60	9		105		80
FBP22WC080POP0R1W								
FBP22WC100POP0P0N	100	105x80	80/77x60	9		125		100
FBP22WC100POP0R1W								
FBP32WC125POP0R1W	125	105x80	80/77x60	9		155		150
FBP32WC125X0P0R1W								
FPP55WC150POP0R1W	150	135x110	105x84/76	11		190		250
FPP55WC160POP0P0N	160	135x110	105x84/76	11		195		250
FPP55WC160POP0R1W								
FPP55WC200POP0P0N	200	135x110	105x84/76	11		235		250
FPP55WC200POP0R1W								



swivel castor with total brake

TBP25WC080POP0P0N	80	105x80	80/77x60	9	40	105	127	80
TBP25WC080POP0R1W								
TBP25WC100POP0P0N	100	105x80	80/77x60	9	40	125	127	100
TBP25WC100POP0R1W								
TBP35WC125POP0R1W	125	105x80	80/77x60	9	40	155	127	150
TBP35WC125X0P0R1W								
TPP57WC150POP0R1W	150	135x110	105x84/76	11	55	190	165	250
TPP58WC160POP0P0N	160	135x110	105x84/76	11	55	195	165	250
TPP58WC160POP0R1W								
TPP58WC200POP0P0N	200	135x110	105x84/76	11	55	235	165	250
TPP58WC200POP0R1W								

EXAMPLE FOR APPLICATION

- ✓ roll containers
- ✓ transport trolleys / furniture trolleys
- ✓ various mobile storage and transport devices

















HIGHLIGHTS AND ADVANTAGES

- ✓ flexible everyday helper
- ✓ price-performance-ratio
- ✓ low starting resistance and therefore energy-saving

POP0



bolt hole swivel castor

		 [mm]	 [mm]		 [mm]	 [mm]	 [mm]	 [kg]
HBH35WC080P0P0P0N		080	13		40	104		80
HBH35WC080P0P0R1W								
HBH35WC100P0P0P0N		100	13		40	124		100
HBH35WC100P0P0R1W								
HBH85WC125P0P0R1W		125	13		40	154		150
HBH85WC125X0P0R1W								
HPH98WC160P0P0P0N		160	13		55	189		250
HPH98WC160P0P0R1W								
HPH98WC200P0P0P0N		200	13		55	228		250
HPH98WC200P0P0R1W								




















bolt hole swivel castor with total brake

		 [mm]	 [mm]		 [mm]	 [mm]	 [mm]	 [kg]
BBH35WC080P0P0P0N		080	13		40	104	127	80
BBH35WC080P0P0R1W								
BBH35WC100P0P0P0N		100	13		40	124	127	100
BBH35WC100P0P0R1W								
BBH85WC125P0P0R1W		125	13		45	154	127	150
BBH85WC125X0P0R1W								
BPH98WC160P0P0P0N		160	13		55	189	165	250
BPH98WC160P0P0R1W								
BPH98WC200P0P0P0N		200	13		55	228	165	250
BPH98WC200P0P0R1W								



single wheel

		 [mm]	 [mm]	 [mm]	 [mm]	 ø		 [kg]
080P0P0P0N		080	34	40	12	M8		80
080P0P0R1W								
100P0P0P0N		100	36	40	12	M8		100
100P0P0R1W								
125P0P0R1W		125	38	50	15	M10		150
125X0P0R1W					12	M8		
150P0P0R1W		150	50	59	20	M12		250
160P0P0P0N		160	50	59	20	M12		250
160P0P0R1W								
200P0P0P0N		200	50	59	20	M12		250
200P0P0R1W								


























SERIES N0N0

rim:	polyamide
tread:	polyamide
axle bearing:	plain bearing / roller bearing / ball bearing
threadguard:	without / small metal or plastic threadguard
load capacity:	130 kg to 300 kg
wheel diameter:	80 mm to 200 mm
temperature range:	-40°C to +80°C
















swivel castor

								
	[mm]	[mm]	[mm]	[mm]	[mm]	[mm]	[mm]	[kg]
SBP25WC080N0N0P0N		80	105x80	80/77x60	9	40	105	130
SBP25WC080N0N0R1W								
SBP25WC080N0N0B30								
SBP25WC100N0N0P0N		100	105x80	80/77x60	9	40	125	150
SBP25WC100N0N0R1W								
SBP25WC100N0N0B30								
SBP35WC125N0N0R1W		125	105x80	80/77x60	9	40	155	200
SBP35WC125N0N0B30								
SPP58WC150N0N0R1W		150	135x110	105x84/76	11	55	190	300
SPP58WC160N0N0P0N		160	135x110	105x84/76	11	55	195	300
SPP58WC160N0N0R1W								
SPP58WC200N0N0P0N		200	135x110	105x84/76	11	55	235	300
SPP58WC200N0N0R1W								
















fixed castor

FBP22WC080N0N0P0N		80	105x80	80/77x60	9	40	105	130
FBP22WC080N0N0R1W								
FBP22WC080N0N0B30								
FBP22WC100N0N0P0N		100	105x80	80/77x60	9	40	125	150
FBP22WC100N0N0R1W								
FBP22WC100N0N0B30								
FBP32WC125N0N0R1W		125	105x80	80/77x60	9	40	155	200
FBP32WC125N0N0B30								
FPP53WC150N0N0R1W		150	135x110	105x84/76	11	55	190	300
FPP53WC160N0N0P0N		160	135x110	105x84/76	11	55	195	300
FPP53WC160N0N0R1W								
FPP53WC200N0N0P0N		200	135x110	105x84/76	11	55	235	300
FPP53WC200N0N0R1W								



swivel castor with total brake

TBP25WC080N0N0P0N		80	105x80	80/77x60	9	40	105	127	130
TBP25WC080N0N0R1W									
TBP25WC080N0N0B30									
TBP25WC100N0N0P0N		100	105x80	80/77x60	9	40	125	127	150
TBP25WC100N0N0R1W									
TBP25WC100N0N0B30									
TBP35WC125N0N0R1W		125	105x80	80/77x60	9	45	155	127	200
TBP35WC125N0N0B30									
TPP57WC150N0N0R1W		150	135x110	105x84/76	11	55	190	165	300
TPP58WC160N0N0P0N		160	135x110	105x84/76	11	55	195	165	300
TPP58WC160N0N0R1W									
TPP58WC200N0N0P0N		200	135x110	105x84/76	11	55	235	165	300
TPP58WC200N0N0R1W									

EXAMPLE FOR APPLICATION

- ✓ roll containers
- ✓ transport trolleys / furniture trolleys
- ✓ various mobile storage and transport devices



















HIGHLIGHTS AND ADVANTAGES

- ✓ durable and strong all-rounder
- ✓ suitable at low and high temperatures
- ✓ available in other colours and special designs

N0N0





















bolt hole swivel castor

		 [mm]	 [mm]		 [mm]	 [mm]	 [mm]	 [kg]
HBH35WC080N0N0P0N		80	13		40	104		130
HBH35WC080N0N0R1W								
HBH35WC080N0N0B30								
HBH35WC100N0N0P0N		100	13		40	124		150
HBH35WC100N0N0R1W								
HBH35WC100N0N0B30								
HBH85WC125N0N0R1W		125	13		40	154		150
HBH85WC125N0N0B30								
HPH98WC160N0N0P0N		160	13		55	189		250
HPH98WC160N0N0R1W								
HPH98WC200N0N0P0N		200	13		55	228		250
HPH98WC200N0N0R1W								























bolt hole swivel castor with total brake

		 [mm]	 [mm]		 [mm]	 [mm]	 [mm]	 [kg]
BBH35WC080N0N0P0N		80	13		40	104	127	130
BBH35WC080N0N0R1W								
BBH35WC080N0N0B30								
BBH35WC100N0N0P0N		100	13		40	124	127	150
BBH35WC100N0N0R1W								
BBH35WC100N0N0B30								
BBH85WC125N0N0R1W		125	13		45	154	127	150
BBH85WC125N0N0B30								
BPH98WC160N0N0P0N		160	13		55	189	165	250
BPH98WC160N0N0R1W								
BPH98WC200N0N0P0N		200	13		55	228	165	250
BPH98WC200N0N0R1W								



single wheel

		 [mm]	 [mm]	 [mm]	 [mm]	 ø		 [kg]
080N0N0P0N		80	34	40	12	M8		130
080N0N0R1W								
080N0N0B30								
100N0N0P0N		100	36	40	12	M8		150
100N0N0R1W								
100N0N0B30								
125N0N0R1W		125	38	50	15	M10		200
125N0N0B30								
150N0N0R1W		150	50	59	20	M12		300
160N0N0P0N								
160N0N0R1W		160	50	59	20	M12		300
200N0N0P0N								
200N0N0R1W		200	50	59	20	M12		300
200N0N0R1W								

















SERIES T6P2

rim:	polypropylene with TPR ring
tread:	polypropylene
axle bearing:	roller bearing / ball bearing
threadguard:	small metal / plastic threadguard
load capacity:	150 kg to 200 kg
wheel diameter:	100 mm to 125 mm
temperature range:	-20°C to +60°C







swivel castor

								
	[mm]	[mm]	[mm]	[mm]	[mm]	[mm]	[mm]	[kg]
SPP21WC100T6P2R1W		100	105x80	80/77x60	9	40	128	160
SPP91WC100T6P2B36		100	105x80	80/77x60	9	40	128	160
SPP31WC125T6P2R1W		125	105x80	80/77x60	9	40	155	200
SPP91WC125T6P2B36		125	105x80	80/77x60	9	40	155	200







fixed castor

FPP25WC100T6P2R1W		100	105x80	80/77x60	9		128	160
FPP95WC100T6P2B36		100	105x80	80/77x60	9		128	160
FPP35WC125T6P2R1W		125	105x80	80/77x60	9		155	200
FPP95WC125T6P2B36		125	105x80	80/77x60	9		155	200



swivel castor with total brake

TPP21WC100T6P2R1W		100	105x80	80/77x60	9	40	128	127	160
TPP91WC100T6P2B36		100	105x80	80/77x60	9	40	128	127	160
TPP31WC125T6P2R1W		125	105x80	80/77x60	9	45	155	127	200
TPP91WC125T6P2B36		125	105x80	80/77x60	9	45	155	127	200

EXAMPLE FOR APPLICATION











- ✓ roll containers
- ✓ various mobile storage and transport devices

HIGHLIGHTS AND ADVANTAGES

- ✓ durable alternative with high load capacity
- ✓ noise-reduced running through the inner dampening
- ✓ sideward movement - for example on a truck - possible without any problems







bolt hole swivel castor

		 [mm]	 [mm]		 [mm]	 [mm]	 [mm]	 [kg]
HPH35WC100T6P2R1W		100	13		40	127		150
HPH95WC100T6P2B36								
HPH85WC125T6P2R1W		125	13		40	154		160
HPH95WC125T6P2B36								













bolt hole swivel castor with total brake

BPH35WC100T6P2R1W		100	105x80		40	127		160
BPH95WC100T6P2B36								
BPH85WC125T6P2R1W		125	105x80		40	155		200
BPH95WC125T6P2B36								



single wheel

		 [mm]	 [mm]	 [mm]	 [mm]	 ø		 [kg]
100T6P2R1W		100	36	40	12	M8		160
100T6P2B36					8			
125T6P2R1W		125	36	50	15	M10		200
125T6P2B36				46	10			

T6P2





















SERIES M6N2

rim: polyamide with elastic ring
 tread: polyamide
 axle bearing: roller bearing / ball bearing
 threadguard: small plastic threadguard
 load capacity: 150 kg to 200 kg
 wheel diameter: 100 mm to 125 mm
 temperature range: -20°C to +80°C











swivel castor

								
	[mm]	[mm]	[mm]	[mm]	[mm]	[mm]	[mm]	[kg]
SPP21WC100M6N2R32								
SPP21WC100M6N2B32								
SPP31WC125M6N2R32								
SPP31WC125M6N2B32								











fixed castor

FPP25WC100M6N2R32								
FPP25WC100M6N2B32								
FPP35WC125M6N2R32								
FPP35WC125M6N2B32								



swivel castor with total brake

TPP21WC100M6N2R32								
TPP21WC100M6N2B32								
TPP31WC125M6N2R32								
TPP31WC125M6N2B32								

EXAMPLE FOR APPLICATION

- ✓ roll containers
- ✓ various mobile storage and transport devices











HIGHLIGHTS AND ADVANTAGES

- ✓ durable alternative with high load capacity
- ✓ noise-reduced running through the inner dampening elastic ring
- ✓ sideward movement - for example on a truck - possible without any problems

M6N2










bolt hole swivel castor

		 [mm]	 [mm]			 [mm]	 [mm]	 [mm]	 [kg]
HPH35WC100M6N2R32		100	13			40	127		150
HPH35WC100M6N2B32									
HPH85WC125M6N2R32		125	13			40	154		160
HPH85WC125M6N2B32									













bolt hole swivel castor with total brake

		 [mm]	 [mm]			 [mm]	 [mm]	 [mm]	 [kg]
BPH35WC100M6N2R32		100	13			40	127	127	150
BPH35WC100M6N2B32									
BPH85WC125M6N2R32		125	13			45	154	127	160
BPH85WC125M6N2B32									



single wheel

		 [mm]	 [mm]	 [mm]	 [mm]	 ø		 [kg]
100M6N2R32		100	36	40	12	M8		160
100M6N2B32					8			
125M6N2R32		125	36	50	15	M10		200
125M6N2B32				46	10			














SERIES N2K6

rim: polyamide
 tread: polyamide with elastic ring
 axle bearing: ball bearing
 threadguard: small plastic threadguard
 load capacity: 160 kg to 200 kg
 wheel diameter: 125 mm
 temperature range: -20°C to +80°C



swivel castor

								
	[mm]	[mm]	[mm]	[mm]	[mm]	[mm]	[mm]	[kg]
SPP31WC125N2K6B32		125	105x80	80/77x60	9	40	155	200



fixed castor

FPP35WC125N2K6B32		125	105x80	80/77x60	9		155	200
-------------------	---	-----	--------	----------	---	--	-----	-----



swivel castor with total brake

TPP31WC125N2K6B32		125	105x80	80/77x60	9	40	155	127	200
-------------------	---	-----	--------	----------	---	----	-----	-----	-----

EXAMPLE FOR APPLICATION

- ✓ roll containers
- ✓ various mobile storage and transport devices








HIGHLIGHTS AND ADVANTAGES

- ✓ durable alternative with high load capacity
- ✓ noise-reduced running through the inner and outer dampening elastic ring
- ✓ low rolling resistance due to convex tread

N2K6



bolt hole swivel castor

							
	[mm]	[mm]		[mm]	[mm]	[mm]	[kg]
HPH85WC125N2K6B32		125	13		40	154	160










bolt hole swivel castor with total brake

BPH85WC125N2K6B32		125	105x80		45	154	160
-------------------	---	-----	--------	--	----	-----	-----



single wheel

							
	[mm]	[mm]	[mm]	[mm]	∅		[kg]
125N2K6B32		125	34	50	10	M10	200












SERIES M6K6

rim: polyamide with elastic ring
 tread: polyamide with elastic ring
 axle bearing: ball bearing
 threadguard: small plastic threadguard
 load capacity: 160 kg to 200 kg
 wheel diameter: 125 mm
 temperature range: -20°C to +80°C



swivel castor

								
	[mm]	[mm]	[mm]	[mm]	[mm]	[mm]	[mm]	[kg]
SPP31WC125M6K6B32		125	105x80	80/77x60	9	40	155	200



fixed castor

FPP35WC125M6K6B32		125	105x80	80/77x60	9		155	200
-------------------	---	-----	--------	----------	---	--	-----	-----



swivel castor with total brake

TPP31WC125M6K6B32		125	105x80	80/77x60	9	40	155	127	200
-------------------	---	-----	--------	----------	---	----	-----	-----	-----

EXAMPLE FOR APPLICATION








- ✓ roll containers
- ✓ various mobile storage and transport devices

HIGHLIGHTS AND ADVANTAGES


- ✓ durable alternative with high load capacity
- ✓ noise-reduced running through the inner dampening elastic ring
- ✓ low rolling resistance due to convex tread

M6K6










		 [mm]	 [mm]		 [mm]	 [mm]	 [mm]	 [kg]
bolt hole swivel castor								
HPH85WC125M6K6B32		125	13		40	154		160



		 [mm]	 [mm]		 [mm]	 [mm]	 [mm]	 [kg]
bolt hole swivel castor with total brake								
BPH85WC125M6K6B32		125	105x80		45	154	127	160



		 [mm]	 [mm]	 [mm]	 [mm]	 [mm]		 [kg]
single wheel								
125M6K6B32		125	34	50	10	M10		200


















SERIES N2U6

rim:	polyamide
tread:	thermoplastic polyurethane 95° shore A
axle bearing:	roller bearing / ball bearing / double ball bearing
threadguard:	small metal / plastic threadguard
load capacity:	130 kg to 350 kg
wheel diameter:	80 mm to 200 mm
temperature range:	-40°C to +80°C








swivel castor

								
	[mm]	[mm]	[mm]	[mm]	[mm]	[mm]	[mm]	[kg]
SBP25WC080N2U6R1W SPP21WC080N2U6B32		80	105x80	80/77x60	9	40	105	130
SBP25WC100N2U6R1W SPP21WC100N2U6B32		100	105x80	80/77x60	9	40	128	150
SBP35WC125N2U6R1W SPP31WC125N2U6B32		125	105x80	80/77x60	9	40	155	200
SPP57WC160N2U6R1W SPP57WC160N2U6B32		160	135x110	105x84/76	11	55	195	300
SPP57WC200N2U6R1W SPP57WC200N2U6D32		200	135x110	105x84/76	11	55	235	350








fixed castor

FBP22WC080N2U6R1W FPP22WC080N2U6B32		80	105x80	80/77x60	9		105	130
FBP22WC100N2U6R1W FPP25WC100N2U6B32		100	105x80	80/77x60	9		128	150
FBP32WC125N2U6R1W FPP35WC125N2U6B32		125	105x80	80/77x60	9		155	200
FPP53WC160N2U6R1W FPP53WC160N2U6B32		160	135x110	105x84/76	11		195	300
FPP53WC200N2U6R1W FPP53WC200N2U6D32		200	135x110	105x84/76	11		235	350



swivel castor with total brake

TBP25WC080N2U6R1W TPP21WC080N2U6B32		80	105x80	80/77x60	9	40	105	127	130
TBP25WC100N2U6R1W TPP21WC100N2U6B32		100	105x80	80/77x60	9	40	128	127	150
TBP35WC125N2U6R1W TPP31WC125N2U6B32		125	105x80	80/77x60	9	45	155	127	200
TPP57WC160N2U6R1W TPP57WC160N2U6B32		160	135x110	105x84/76	11	55	195	165	300
TPP57WC200N2U6R1W TPP57WC200N2U6D32		200	135x110	105x84/76	11	55	235	165	350

EXAMPLE FOR APPLICATION

















- ✓ roll containers
- ✓ various mobile storage and transport devices

HIGHLIGHTS AND ADVANTAGES

- ✓ particular resistance to acids, oils and fats
- ✓ high load capacities in various temperature ranges
- ✓ noise-reduced running due to the slightly elastic tread


















bolt hole swivel castor

		 [mm]	 [mm]		 [mm]	 [mm]	 [mm]	 [kg]
HBH35WC080N2U6R1W		80	13		40	104		130
HPH35WC080N2U6B32								
HBH35WC100N2U6R1W		100	13		40	127		150
HPH35WC100N2U6B32								
HBH85WC125N2U6R1W		125	13		40	154		150
HPH85WC125N2U6B32								
HPH98WC160N2U6R1W		160	13		55	189		250
HPH98WC160N2U6B32								
HPH98WC200N2U6R1W		200	13		55	228		250
HPH98WC200N2U6D32								



















bolt hole swivel castor with total brake

		 [mm]	 [mm]		 [mm]	 [mm]	 [mm]	 [kg]
BBH35WC080N2U6R1W		80	13		40	104		130
BPH35WC080N2U6B32								
BBH35WC100N2U6R1W		100	13		40	127		150
BPH35WC100N2U6B32								
BBH85WC125N2U6R1W		125	13		45	154		150
BPH85WC125N2U6B32								
BPH98WC160N2U6R1W		160	13		55	189		250
BPH98WC160N2U6B32								
BPH98WC200N2U6R1W		200	13		55	228		250
BPH98WC200N2U6D32								



single wheel

		 [mm]	 [mm]	 [mm]	 [mm]	 ø		 [kg]
080N2U6R1W		80	32	40	12	M8		130
080N2U6B32					8			
100N2U6R1W		100	32	40	12	M8		150
100N2U6B32					8			
125N2U6R1W		125	32	50	15	M10		200
125N2U6B32					10			
160N2U6R1W		160	46	59	20	M12		300
160N2U6B32					12			
200N2U6R1W		200	46	59	20	M12		350
200N2U6D32					12			

N2U6


















SERIES R4F1

rim: polyamide
 tread: elastic blue 75° shore A
 axle bearing: roller bearing
 threadguard: without
 load capacity: 130 kg to 350 kg
 wheel diameter: 80 mm to 200 mm
 temperature range: -20°C to +80°C








swivel castor

								
	[mm]	[mm]	[mm]	[mm]	[mm]	[mm]	[mm]	[kg]
SBP25WC080R4F1R0N		80	105x80	80/77x60	9	40	105	130
SBP25WC100R4F1R0N		100	105x80	80/77x60	9	40	125	160
SBP35WC125R4F1R0N		125	105x80	80/77x60	9	40	155	200
SPP58WC160R4F1R0N		160	135x110	105x84/76	11	55	195	300
SPP58WC200R4F1R0N		200	135x110	105x84/76	11	55	235	350








fixed castor

FBP22WC080R4F1R0N		80	105x80	80/77x60	9		105	130
FBP22WC100R4F1R0N		100	105x80	80/77x60	9		125	160
FBP32WC125R4F1R0N		125	105x80	80/77x60	9		155	200
FPP53WC160R4F1R0N		160	135x110	105x84/76	11		195	300
FPP53WC200R4F1R0N		200	135x110	105x84/76	11		235	350



swivel castor with total brake

TBP25WC080R4F1R0N		80	105x80	80/77x60	9	40	105	127	130
TBP25WC100R4F1R0N		100	105x80	80/77x60	9	40	125	127	160
TBP35WC125R4F1R0N		125	105x80	80/77x60	9	40	155	127	200
TPP58WC160R4F1R0N		160	135x110	105x84/76	11	55	195	165	300
TPP58WC200R4F1R0N		200	135x110	105x84/76	11	55	235	165	350

EXAMPLE FOR APPLICATION

- ✓ roll containers
- ✓ flightcases / event industry
- ✓ various mobile storage and transport devices












HIGHLIGHTS AND ADVANTAGES

- ✓ low-noise running on all surfaces
- ✓ sufficient loads in our well-known Basics version
- ✓ also available with a grey tread in stainless steel version V2A

R4FL



bolt hole swivel castor

							
	[mm]	[mm]		[mm]	[mm]	[mm]	[kg]
HBH35WC080R4F1R0N		80	13		40	104	130
HBH35WC100R4F1R0N		100	13		40	124	150
HBH85WC125R4F1R0N		125	13		40	154	150
HPH98WC160R4F1R0N		160	13		55	189	250
HPH98WC200R4F1R0N		200	13		55	228	250














bolt hole swivel castor with total brake

BBH35WC080R4F1R0N		80	13		40	104	130
BBH35WC100R4F1R0N		100	13		40	124	150
BBH85WC125R4F1R0N		125	13		45	154	150
BPH98WC160R4F1R0N		160	13		55	189	250
BPH98WC200R4F1R0N		200	13		55	228	250



single wheel

							
	[mm]	[mm]	[mm]	[mm]	ø		[kg]
080R4F1R0N		80	35	40	12	M8	130
100R4F1R0N		100	35	40	12	M8	160
125R4F1R0N		125	38	50	15	M10	200
160R4F1R0N		160	46	59	20	M12	300
200R4F1R0N		200	46	59	20	M12	350


















SERIES R4E1

rim:	polyamide
tread:	elastic blue 65° shore A
axle bearing:	ball bearing / double ball bearing
threadguard:	small plastic threadguard
load capacity:	150 kg to 350 kg
wheel diameter:	80 mm to 200 mm
temperature range:	-20°C to +80°C








swivel castor

								
	[mm]	[mm]	[mm]	[mm]	[mm]	[mm]	[mm]	[kg]
SPP21WC080R4E1B34		80	105x80	80/77x60	9	40	105	150
SPP21WC100R4E1B34		100	105x80	80/77x60	9	40	128	200
SPP31WC125R4E1B34		125	105x80	80/77x60	9	40	155	220
SPP58WC160R4E1D34		160	135x110	105x84/76	11	55	195	300
SPP58WC200R4E1D34		200	135x110	105x84/76	11	55	235	350








fixed castor

FPP22WC080R4E1B34		80	105x80	80/77x60	9		105	150
FPP22WC100R4E1B34		100	105x80	80/77x60	9		128	200
FPP35WC125R4E1B34		125	105x80	80/77x60	9		155	220
FPP53WC160R4E1D34		160	135x110	105x84/76	11		195	300
FPP53WC200R4E1D34		200	135x110	105x84/76	11		235	350



swivel castor with total brake

TPP21WC080R4E1B34		80	105x80	80/77x60	9	40	105	127	150
TPP21WC100R4E1B34		100	105x80	80/77x60	9	40	128	127	200
TPP31WC125R4E1B34		125	105x80	80/77x60	9	45	155	127	220
TPP58WC160R4E1D34		160	135x110	105x84/76	11	55	195	165	300
TPP58WC200R4E1D34		200	135x110	105x84/76	11	55	235	165	350

EXAMPLE FOR APPLICATION

- ✓ roll containers
- ✓ flightcases / event industry
- ✓ various mobile storage and transport devices












HIGHLIGHTS AND ADVANTAGES

- ✓ low-noise running on all surfaces
- ✓ high load capacities in our strong Premium version
- ✓ ball bearing as axle bearing for improved rolling resistance

R4E1




bolt hole swivel castor

								
	[mm]	[mm]		[mm]	[mm]	[mm]	[kg]	
HPH35WC080R4E1B34		80	13			40	104	130
HPH35WC100R4E1B34		100	13			40	127	150
HPH85WC125R4E1B34		125	13			40	154	150
HPH98WC160R4E1D34		160	13			55	189	250
HPH98WC200R4E1D34		200	13			55	228	250














bolt hole swivel castor with total brake

									
	[mm]	[mm]		[mm]	[mm]	[mm]	[kg]		
BPH35WC080R4E1B34		80	13			40	104	127	130
BPH35WC100R4E1B34		100	13			40	127	127	150
BPH85WC125R4E1B34		125	13			45	154	127	150
BPH98WC160R4E1D34		160	13			55	189	165	250
BPH98WC200R4E1D34		200	13			55	228	165	250



single wheel

							
	[mm]	[mm]	[mm]	[mm]	ø		[kg]
080R4E1B34		80	35	40	8	M8	150
100R4E1B34		100	35	40	8	M8	200
125R4E1B34		125	38	50	10	M10	220
160R4E1D34		160	46	59	12	M12	300
200R4E1D34		200	46	59	12	M12	350


















SERIES R4E2

rim:	polyamide
tread:	elastic grey 65° shore A
axle bearing:	ball bearing / double ball bearing
threadguard:	small plastic threadguard
load capacity:	150 kg to 350 kg
wheel diameter:	80 mm to 200 mm
temperature range:	-20°C to +80°C








swivel castor

								
	[mm]	[mm]	[mm]	[mm]	[mm]	[mm]	[mm]	[kg]
SPP21WC080R4E2B34		80	105x80	80/77x60	9	40	105	150
SPP21WC100R4E2B34		100	105x80	80/77x60	9	40	128	200
SPP31WC125R4E2B34		125	105x80	80/77x60	9	40	155	220
SPP58WC160R4E2D34		160	135x110	105x84/76	11	55	195	300
SPP58WC200R4E2D34		200	135x110	105x84/76	11	55	235	350








fixed castor

FPP22WC080R4E2B34		80	105x80	80/77x60	9		105	150
FPP22WC100R4E2B34		100	105x80	80/77x60	9		128	200
FPP35WC125R4E2B34		125	105x80	80/77x60	9		155	220
FPP53WC160R4E2D34		160	135x110	105x84/76	11		195	300
FPP53WC200R4E2D34		200	135x110	105x84/76	11		235	350



swivel castor with total brake

TPP21WC080R4E2B34		80	105x80	80/77x60	9	40	105	127	150
TPP21WC100R4E2B34		100	105x80	80/77x60	9	40	128	127	200
TPP31WC125R4E2B34		125	105x80	80/77x60	9	45	155	127	220
TPP58WC160R4E2D34		160	135x110	105x84/76	11	55	195	165	300
TPP58WC200R4E2D34		200	135x110	105x84/76	11	55	235	165	350

EXAMPLE FOR APPLICATION













- ✓ roll containers
- ✓ transport trolleys
- ✓ various mobile storage and transport devices

HIGHLIGHTS AND ADVANTAGES













- ✓ low-noise running on all surfaces
- ✓ high load capacities in our strong Premium version
- ✓ ball bearing as axle bearing for improved rolling resistance

R4E2















		 [mm]	 [mm]		 [mm]	 [mm]	 [mm]	 [kg]
bolt hole swivel castor								
HPH35WC080R4E2B34		80	13		40	104		130
HPH35WC100R4E2B34		100	13		40	127		150
HPH85WC125R4E2B34		125	13		40	154		150
HPH98WC160R4E2D34		160	13		55	189		250
HPH98WC200R4E2D34		200	13		55	228		250



		 [mm]	 [mm]		 [mm]	 [mm]	 [mm]	 [kg]
bolt hole swivel castor with total brake								
BPH35WC080R4E2B34		80	13		40	104	127	130
BPH35WC100R4E2B34		100	13		40	127	127	150
BPH85WC125R4E2B34		125	13		45	154	127	150
BPH98WC160R4E2D34		160	13		55	189	165	250
BPH98WC200R4E2D34		200	13		55	228	165	250



		 [mm]	 [mm]	 [mm]	 [mm]	 [mm]	 [kg]
single wheel							
080R4E2B34		80	35	40	8	M8	150
100R4E2B34		100	35	40	8	M8	200
125R4E2B34		125	38	50	10	M10	220
160R4E2D34		160	46	59	12	M12	300
200R4E2D34		200	46	59	12	M12	350



















SERIES P2G2

rim: polypropylene
 tread: thermoplastic rubber 65° shore A
 axle bearing: ball bearing / double ball bearing
 threadguard: small plastic threadguard
 load capacity: 100 kg to 300 kg
 wheel diameter: 100 mm to 250 mm
 temperature range: -20°C to +60°C








swivel castor

									
	[mm]	[mm]	[mm]	[mm]	[mm]	[mm]	[mm]	[mm]	[kg]
SBP26WC100P2G2B32		100	105x80	80/77x60	9	40	125		135
SBP35WC125P2G2B32		125	105x80	80/77x60	9	40	155		165
SPP58WC160P2G2B32		160	135x110	105x84/76	11	55	195		200
SPP58WC200P2G2B32		200	135x110	105x84/76	11	55	235		250
SPP57WC250P2G2D32		250	135x110	105x84/76	11	65	295		300








fixed castor

FBP22WC100P2G2B32		100	105x80	80/77x60	9		125		135
FBP32WC125P2G2B32		125	105x80	80/77x60	9		155		165
FPP55WC160P2G2B32		160	135x110	105x84/76	11		195		200
FPP55WC200P2G2B32		200	135x110	105x84/76	11		235		250
FPP53WC250P2G2D32		250	135x110	105x84/76	11		295		300



swivel castor with total brake

TBP25WC100P2G2B32		100	105x80	80/77x60	9	40	125	127	135
TBP35WC125P2G2B32		125	105x80	80/77x60	9	40	155	127	165
TPP58WC160P2G2B32		160	135x110	105x84/76	11	55	195	165	200
TPP58WC200P2G2B32		200	135x110	105x84/76	11	55	235	165	250
TPP57WC250P2G2D32		250	135x110	105x84/76	11	65	295	180	300












EXAMPLE FOR APPLICATION

- ✓ material handling trolleys
- ✓ transport trolleys
- ✓ various mobile storage and transport devices












HIGHLIGHTS AND ADVANTAGES

- ✓ low-noise running on all surfaces
- ✓ extraordinary design
- ✓ ball bearing as axle bearing for improved rolling resistance














							
	[mm]	[mm]		[mm]	[mm]	[mm]	[kg]
bolt hole swivel castor							
HBH36WC100P2G2B32		100	13		40	124	100
HBH85WC125P2G2B32		125	13		40	154	150
HPH98WC160P2G2B32		160	13		55	189	200
HPH98WC200P2G2B32		200	13		55	228	250
HPH97WC250P2G2D32		250	13		65	288	300



								
	[mm]	[mm]		[mm]	[mm]	[mm]	[kg]	
bolt hole swivel castor with total brake								
BBH35WC100P2G2B32		100	13		40	124	127	100
BBH85WC125P2G2B32		125	13		45	154	127	150
BPH98WC160P2G2B32		160	13		55	189	165	200
BPH98WC200P2G2B32		200	13		55	228	165	250
BPH97WC250P2G2D32		250	13		65	288	180	300




							
	[mm]	[mm]	[mm]	[mm]	ø	[mm]	[kg]
single wheel							
100P2G2B32		100	36	40	8	M8	135
125P2G2B32		125	36	50	10	M10	165
160P2G2B32		160	40	59	12	M12	200
200P2G2B32		200	40	59	12	M12	250
250P2G2D32		250	40	59	12	M12	300
















SERIES P2D2

rim: polypropylene
 tread: thermoplastic rubber 65° shore A
 axle bearing: ball bearing
 threadguard: small plastic threadguard
 load capacity: 100 kg to 165 kg
 wheel diameter: 100 mm to 125 mm
 temperature range: -20°C to +60°C





swivel castor

									
	[mm]	[mm]	[mm]	[mm]	[mm]	[mm]	[mm]	[mm]	[kg]
SBP26WC100P2D2B32		100	105x80	80/77x60	9	40	125		135
SBP35WC125P2D2B32		125	105x80	80/77x60	9	40	155		165





fixed castor

FBP22WC100P2D2B32		100	105x80	80/77x60	9		125		135
FBP32WC125P2D2B32		125	105x80	80/77x60	9		155		165



swivel castor with total brake

TBP25WC100P2D2B32		100	105x80	80/77x60	9	40	125	127	135
TBP35WC125P2D2B32		125	105x80	80/77x60	9	45	155	127	165










EXAMPLE FOR APPLICATION

- ✓ material handling trolleys
- ✓ roll containers for laundries
- ✓ various mobile storage and transport devices










HIGHLIGHTS AND ADVANTAGES

- ✓ low-noise running on all surfaces
- ✓ high load capacities in our well-known Basics version
- ✓ ball bearing as axle bearing for improved rolling resistance












							
	[mm]	[mm]		[mm]	[mm]	[mm]	[kg]
bolt hole swivel castor							
HBH36WC100P2D2B32		100	13		40	124	100
HBH85WC125P2D2B32		125	13		40	154	160



							
	[mm]	[mm]		[mm]	[mm]	[mm]	[kg]
bolt hole swivel castor with total brake							
BBH35WC100P2D2B32		100	13		40	124	127
BBH85WC125P2D2B32		125	13		45	154	127



							
	[mm]	[mm]	[mm]	[mm]	∅		[kg]
single wheel							
100P2D2B32		100	36	40	8	M8	135
125P2D2B32		125	36	50	10	M10	165































SERIES P2V2

rim:	polypropylene
tread:	thermoplastic rubber 85° shore A
axle bearing:	roller bearing / ball bearing / double ball bearing
threadguard:	small metal / plastic threadguard
load capacity:	80 kg to 200 kg
wheel diameter:	80 mm to 200 mm
temperature range:	-20°C to +60°C























swivel castor

									
	[mm]	[mm]	[mm]	[mm]	[mm]	[mm]	[mm]	[kg]	
SBP26WC080P2V2R1W			80	105x80	80/77x60	9	40	105	80
SBP26WC080P2V2B32			100	105x80	80/77x60	9	40	125	100
SBP26WC100P2V2R1W			125	105x80	80/77x60	9	40	155	135
SBP26WC100P2V2B32			160	135x110	105x84/76	11	55	195	200
SBP35WC125P2V2R1W			200	135x110	105x84/76	11	55	235	200
SBP35WC125P2V2B32									
SPP58WC160P2V2R1W									
SPP58WC160P2V2B32									
SPP58WC200P2V2R1W									
SPP58WC200P2V2D32									




















fixed castor

FBP22WC080P2V2R1W			80	105x80	80/77x60	9		105	80
FBP22WC080P2V2B32			100	105x80	80/77x60	9		125	100
FBP22WC100P2V2R1W			125	105x80	80/77x60	9		155	135
FBP22WC100P2V2B32			160	135x110	105x84/76	11		195	200
FBP32WC125P2V2R1W			200	135x110	105x84/76	11		235	200
FBP32WC125P2V2B32									
FPP55WC160P2V2R1W									
FPP55WC160P2V2B32									
FPP55WC200P2V2R1W									
FPP55WC200P2V2D32									



swivel castor with total brake

TBP25WC080P2V2R1W			80	105x80	80/77x60	9	40	105	127	80
TBP25WC080P2V2B32			100	105x80	80/77x60	9	40	125	127	100
TBP25WC100P2V2R1W			125	105x80	80/77x60	9	45	155	127	135
TBP25WC100P2V2B32			160	135x110	105x84/76	11	55	195	165	200
TBP35WC125P2V2R1W			200	135x110	105x84/76	11	55	235	165	200
TBP35WC125P2V2B32										
TPP58WC160P2V2R1W										
TPP58WC160P2V2B32										
TPP58WC200P2V2R1W										
TPP58WC200P2V2D32										

EXAMPLE FOR APPLICATION

















- ✓ material handling trolleys
- ✓ transport trolleys / furniture trolleys
- ✓ various mobile storage and transport devices

HIGHLIGHTS AND ADVANTAGES

















- ✓ noise-reduced running on all surfaces
- ✓ sufficient loads in our well-known Basics version
- ✓ ball bearing as axle bearing for improved rolling resistance

P2V2



















		 [mm]	 [mm]		 [mm]	 [mm]	 [mm]	 [kg]
bolt hole swivel castor								
HBH36WC080P2V2R1W		80	13		40	104		80
HBH36WC080P2V2B32								
HBH36WC100P2V2R1W		100	13		40	124		100
HBH36WC100P2V2B32								
HBH85WC125P2V2R1W		125	13		40	154		135
HBH85WC125P2V2B32								
HPH98WC160P2V2R1W		160	13		55	189		200
HPH98WC160P2V2B32								
HPH98WC200P2V2R1W		200	13		55	228		200
HPH98WC200P2V2D32								



		 [mm]	 [mm]	 [mm]	 [mm]	 ø		 [kg]
bolt hole swivel castor with total brake								
BBH35WC080P2V2R1W		80			40	104	127	80
BBH35WC080P2V2B32								
BBH35WC100P2V2R1W		100			40	124	127	100
BBH35WC100P2V2B32								
BBH85WC125P2V2R1W		125			45	154	127	135
BBH85WC125P2V2B32								
BPH98WC160P2V2R1W		160			55	189	165	200
BPH98WC160P2V2B32								
BPH98WC200P2V2R1W		200			55	228	165	200
BPH98WC200P2V2D32								



		 [mm]	 [mm]	 [mm]	 [mm]	 ø		 [kg]
single wheel								
080P2V2R1W		80	32	40	12	M8		80
080P2V2B32					8			
100P2V2R1W		100	32	40	12	M8		100
100P2V2B32					8			
125P2V2R1W		125	32	50	15	M10		135
125P2V2B32					10			
160P2V2R1W		160	40	59	20	M12		200
160P2V2B32					12			
200P2V2R1W		200	48	59	20	M12		200
200P2V2D32					12			

















SERIES P2W2

rim: polypropylene
 tread: thermoplastic rubber 95° shore A
 axle bearing: plain bearing / roller bearing
 threadguard: without / small metall threadguard
 load capacity: 75 kg to 100 kg
 wheel diameter: 80 mm to 100 mm
 temperature range: -20°C to +60°C







swivel castor

								
	[mm]	[mm]	[mm]	[mm]	[mm]	[mm]	[mm]	[kg]
SBP26WC080P2W2P0N		80	105x80	80/77x60	9	40	105	75
SBP26WC080P2W2R1W		80	105x80	80/77x60	9	40	105	75
SBP26WC100P2W2P0N		100	105x80	80/77x60	9	40	125	100
SBP26WC100P2W2R1W		100	105x80	80/77x60	9	40	125	100







fixed castor

FBP22WC080P2W2P0N		80	105x80	80/77x60	9		105	75
FBP22WC080P2W2R1W		80	105x80	80/77x60	9		105	75
FBP22WC100P2W2P0N		100	105x80	80/77x60	9		125	100
FBP22WC100P2W2R1W		100	105x80	80/77x60	9		125	100



swivel castor with total brake

TBP25WC080P2W2P0N		80	105x80	80/77x60	9	40	105	127	75
TBP25WC080P2W2R1W		80	105x80	80/77x60	9	40	105	127	75
TBP25WC100P2W2P0N		100	105x80	80/77x60	9	40	125	127	100
TBP25WC100P2W2R1W		100	105x80	80/77x60	9	40	125	127	100

EXAMPLE FOR APPLICATION

- ✓ material handling trolleys
- ✓ transport trolleys / furniture trolleys
- ✓ various mobile storage and transport devices











HIGHLIGHTS AND ADVANTAGES

- ✓ noise-reduced running on all surfaces
- ✓ sufficient loads in our well-known Basics version
- ✓ at 100 mm with injected steel tube for a longer service life

P2W2







bolt hole swivel castor

		 [mm]	 [mm]			 [mm]	 [mm]	 [mm]	 [kg]
HBH36WC080P2W2P0N		80	13			40	104		75
HBH36WC080P2W2R1W									
HBH36WC100P2W2P0N		100	13			40	124		100
HBH36WC100P2W2R1W									













bolt hole swivel castor with total brake

BBH35WC080P2W2P0N		80	13			40	104	127	75
BBH35WC080P2W2R1W									
BBH35WC100P2W2P0N		100	13			40	124	127	100
BBH35WC100P2W2R1W									



single wheel
















		 [mm]	 [mm]	 [mm]	 [mm]	 ∅		 [kg]
O80P2W2P0N		80	32	40	12	8		75
O80P2W2R1W								
100P2W2P0N		100	32	40	12	8		100
100P2W2R1W								


















SERIES P4S4

rim: polypropylene
 tread: solid rubber black 85° shore A
 axle bearing: roller bearing
 threadguard: without
 load capacity: 70 kg to 250 kg
 wheel diameter: 80 mm to 250 mm
 temperature range: -20°C to +60°C


















									
swivel castor	[mm]	[mm]	[mm]	[mm]	[mm]	[mm]	[mm]	[mm]	[kg]
SBP26WC080P4S4R0N		80	105x80	80/77x60	9	40	105		70
SBP26WC100P4S4R0N		100	105x80	80/77x60	9	40	125		75
SBP35WC125P4S4R0N		125	105x80	80/77x60	9	40	155		100
SPP58WC160P4S4R0N		160	135x110	105x84/76	11	55	195		135
SPP58WC200P4S4R0N		200	135x110	105x84/76	11	55	235		205
SPP57WC250P4S4R0N		250	135x110	105x84/76	11	65	295		250



									
fixed castor	[mm]	[mm]	[mm]	[mm]	[mm]	[mm]	[mm]	[mm]	[kg]
FBP22WC080P4S4R0N		80	105x80	80/77x60	9		105		70
FBP22WC100P4S4R0N		100	105x80	80/77x60	9		125		75
FBP32WC125P4S4R0N		125	105x80	80/77x60	9		155		100
FPP55WC160P4S4R0N		160	135x110	105x84/76	11		195		135
FPP55WC200P4S4R0N		200	135x110	105x84/76	11		235		205
FPP53WC250P4S4R0N		250	135x110	105x84/76	11		295		250



									
swivel castor with total brake	[mm]	[mm]	[mm]	[mm]	[mm]	[mm]	[mm]	[mm]	[kg]
TBP25WC080P4S4R0N		80	105x80	80/77x60	9	40	105	127	70
TBP25WC100P4S4R0N		100	105x80	80/77x60	9	40	125	127	75
TBP35WC125P4S4R0N		125	105x80	80/77x60	9	45	155	127	100
TPP58WC160P4S4R0N		160	135x110	105x84/76	11	55	195	165	135
TPP58WC200P4S4R0N		200	135x110	105x84/76	11	55	235	165	205
TPP57WC250P4S4R0N		250	135x110	105x84/76	11	65	295	180	250













EXAMPLE FOR APPLICATION

- ✓ transport trolleys / furniture trolleys
- ✓ various mobile storage and transport devices
- ✓ workshop equipment













HIGHLIGHTS AND ADVANTAGES

- ✓ low-noise running on all surfaces
- ✓ robust everyday helper for indoor and outdoor use
- ✓ at CASCOO: always conform to REACH regulations















							
	[mm]	[mm]		[mm]	[mm]	[mm]	[kg]
bolt hole swivel castor							
HBH36WC080P4S4R0N		80	13		40	104	70
HBH36WC100P4S4R0N		100	13		40	124	75
HBH85WC125P4S4R0N		125	13		40	154	100
HPH98WC160P4S4R0N		160	13		55	189	135
HPH98WC200P4S4R0N		200	13		55	228	205
HPH97WC250P4S4R0N		250	13		65	288	250



								
	[mm]	[mm]		[mm]	[mm]	[mm]	[kg]	
bolt hole swivel castor with total brake								
BBH35WC080P4S4R0N		80	13		40	104	127	70
BBH35WC100P4S4R0N		100	13		40	124	127	75
BBH85WC125P4S4R0N		125	13		45	154	127	100
BPH98WC160P4S4R0N		160	13		55	189	165	135
BPH98WC200P4S4R0N		200	13		55	228	165	205
BPH97WC250P4S4R0N		250	13		65	288	180	250



							
	[mm]	[mm]	[mm]	[mm]	ø		[kg]
single wheel							
080P4S4R0N		80	32	40	12	M8	70
100P4S4R0N		100	32	40	12	M8	75
125P4S4R0N		125	38	50	15	M10	100
160P4S4R0N		160	40	59	20	M12	135
200P4S4R0N		200	50	59	20	M12	205
250P4S4R0N		250	50	59	20	M12	250


















SERIES P4R2

rim:	polypropylene
tread:	solid rubber grey 85° shore A
axle bearing:	roller bearing
threadguard:	without
load capacity:	70 kg to 250 kg
wheel diameter:	80 mm to 250 mm
temperature range:	-20°C to +60°C









swivel castor

									
	[mm]	[mm]	[mm]	[mm]	[mm]	[mm]	[mm]	[mm]	[kg]
SBP26WC080P4R2R0N		80	105x80	80/77x60	9	40	105		70
SBP26WC100P4R2R0N		100	105x80	80/77x60	9	40	125		75
SBP35WC125P4R2R0N		125	105x80	80/77x60	9	40	155		100
SPP58WC160P4R2R0N		160	135x110	105x84/76	11	55	195		135
SPP58WC200P4R2R0N		200	135x110	105x84/76	11	55	235		205
SPP57WC250P4R2R0N		250	135x110	105x84/76	11	65	295		250









fixed castor

FBP22WC080P4R2R0N		80	105x80	80/77x60	9		105		70
FBP22WC100P4R2R0N		100	105x80	80/77x60	9		125		75
FBP32WC125P4R2R0N		125	105x80	80/77x60	9		155		100
FPP55WC160P4R2R0N		160	135x110	105x84/76	11		195		135
FPP55WC200P4R2R0N		200	135x110	105x84/76	11		235		205
FPP53WC250P4R2R0N		250	135x110	105x84/76	11		295		250



swivel castor with total brake

TBP25WC080P4R2R0N		80	105x80	80/77x60	9	40	105	127	70
TBP25WC100P4R2R0N		100	105x80	80/77x60	9	40	125	127	75
TBP35WC125P4R2R0N		125	105x80	80/77x60	9	45	155	127	100
TPP58WC160P4R2R0N		160	135x110	105x84/76	11	55	195	165	135
TPP58WC200P4R2R0N		200	135x110	105x84/76	11	55	235	165	205
TPP57WC250P4R2R0N		250	135x110	105x84/76	11	65	295	180	250













EXAMPLE FOR APPLICATION

- ✓ transport trolleys / furniture trolleys
- ✓ various mobile storage and transport devices
- ✓ workshop equipment













HIGHLIGHTS AND ADVANTAGES

- ✓ low-noise running on all surfaces
- ✓ robust everyday helper for indoor and outdoor use
- ✓ at CASCOO: always conform to REACH regulations















		 [mm]	 [mm]		 [mm]	 [mm]	 [mm]	 [kg]
bolt hole swivel castor								
HBH36WC080P4R2R0N		80	13		40	104		70
HBH36WC100P4R2R0N		100	13		40	124		75
HBH85WC125P4R2R0N		125	13		40	154		100
HPH98WC160P4R2R0N		160	13		55	189		135
HPH98WC200P4R2R0N		200	13		55	228		205
HPH97WC250P4R2R0N		250	13		65	288		250



		 [mm]	 [mm]		 [mm]	 [mm]	 [mm]	 [kg]
bolt hole swivel castor with total brake								
BBH35WC080P4R2R0N		80	13		40	104	127	70
BBH35WC100P4R2R0N		100	13		40	124	127	75
BBH85WC125P4R2R0N		125	13		45	154	127	100
BPH98WC160P4R2R0N		160	13		55	189	165	135
BPH98WC200P4R2R0N		200	13		55	228	165	205
BPH97WC250P4R2R0N		250	13		65	288	180	250



		 [mm]	 [mm]	 [mm]	 [mm]	 ø		 [kg]
single wheel								
080P4R2R0N		80	32	40	12	M8		70
100P4R2R0N		100	32	40	12	M8		75
125P4R2R0N		125	38	50	15	M10		100
160P4R2R0N		160	40	59	20	M12		135
200P4R2R0N		200	50	59	20	M12		205
250P4R2R0N		250	50	59	20	M12		250


















SERIES SWS4

rim:	steel rim
tread:	solid rubber black 85° shore A
axle bearing:	roller bearing
threadguard:	without
load capacity:	70 kg to 250 kg
wheel diameter:	80 mm to 250 mm
temperature range:	-20°C to +60°C









swivel castor

									
	[mm]	[mm]	[mm]	[mm]	[mm]	[mm]	[mm]	[mm]	[kg]
SBP26WC080SWS4R0N		80	105x80	80/77x60	9	40	105		70
SBP26WC100SWS4R0N		100	105x80	80/77x60	9	40	125		75
SBP35WC125SWS4R0N		125	105x80	80/77x60	9	40	155		100
SPP58WC160SWS4R0N		160	135x110	105x84/76	11	55	195		135
SPP58WC200SWS4R0N		200	135x110	105x84/76	11	55	235		205
SPP57WC250SWS4R0N		250	135x110	105x84/76	11	65	295		250









fixed castor

FBP22WC080SWS4R0N		80	105x80	80/77x60	9		105		70
FBP22WC100SWS4R0N		100	105x80	80/77x60	9		125		75
FBP32WC125SWS4R0N		125	105x80	80/77x60	9		155		100
FPP55WC160SWS4R0N		160	135x110	105x84/76	11		195		135
FPP55WC200SWS4R0N		200	135x110	105x84/76	11		235		205
FPP53WC250SWS4R0N		250	135x110	105x84/76	11		295		250



swivel castor with total brake

TBP25WC080SWS4R0N		80	105x80	80/77x60	9	40	105	127	70
TBP25WC100SWS4R0N		100	105x80	80/77x60	9	40	125	127	75
TBP35WC125SWS4R0N		125	105x80	80/77x60	9	45	155	127	100
TPP58WC160SWS4R0N		160	135x110	105x84/76	11	55	195	165	135
TPP58WC200SWS4R0N		200	135x110	105x84/76	11	55	235	165	205
TPP57WC250SWS4R0N		250	135x110	105x84/76	11	65	295	180	250

EXAMPLE FOR APPLICATION













- ✓ transport trolleys / furniture trolleys
- ✓ various mobile storage and transport devices
- ✓ workshop equipment

HIGHLIGHTS AND ADVANTAGES













- ✓ low-noise running on all surfaces
- ✓ robust everyday helper for indoor and outdoor use
- ✓ at CASCOO: always conform to REACH regulations

SWS4















							
	[mm]	[mm]		[mm]	[mm]	[mm]	[kg]
bolt hole swivel castor							
HBH36WC080SWS4R0N		80	13		40	104	70
HBH36WC100SWS4R0N		100	13		40	124	75
HBH85WC125SWS4R0N		125	13		40	154	100
HPH98WC160SWS4R0N		160	13		55	189	135
HPH98WC200SWS4R0N		200	13		55	228	205
HPH97WC250SWS4R0N		250	13		65	288	250



								
	[mm]	[mm]		[mm]	[mm]	[mm]	[kg]	
bolt hole swivel castor with total brake								
BBH35WC080SWS4R0N		80	13		40	104	127	70
BBH35WC100SWS4R0N		100	13		40	124	127	75
BBH85WC125SWS4R0N		125	13		45	154	127	100
BPH98WC160SWS4R0N		160	13		55	189	165	135
BPH98WC200SWS4R0N		200	13		55	228	165	205
BPH97WC250SWS4R0N		250	13		65	288	180	250



							
	[mm]	[mm]	[mm]	[mm]	ø		[kg]
single wheel							
080SWS4R0N		80	27	40	12	M8	70
100SWS4R0N		100	27	40	12	M8	75
125SWS4R0N		125	37	50	15	M10	100
160SWS4R0N		160	40	59	20	M12	135
200SWS4R0N		200	50	59	20	M12	205
250SWS4R0N		250	50	59	20	M12	250




















SERIES SWR2

rim:	steel rim
tread:	solid rubber grey 85° shore A
axle bearing:	roller bearing
threadguard:	without
load capacity:	70 kg to 250 kg
wheel diameter:	80 mm to 250 mm
temperature range:	-20°C to +60°C









swivel castor

									
	[mm]	[mm]	[mm]	[mm]	[mm]	[mm]	[mm]	[mm]	[kg]
SBP26WC080SWR2R0N		80	105x80	80/77x60	9	40	105		70
SBP26WC100SWR2R0N		100	105x80	80/77x60	9	40	125		75
SBP35WC125SWR2R0N		125	105x80	80/77x60	9	40	155		100
SPP58WC160SWR2R0N		160	135x110	105x84/76	11	55	195		135
SPP58WC200SWR2R0N		200	135x110	105x84/76	11	55	235		205
SPP57WC250SWR2R0N		250	135x110	105x84/76	11	65	295		250









fixed castor

FBP22WC080SWR2R0N		80	105x80	80/77x60	9		105		70
FBP22WC100SWR2R0N		100	105x80	80/77x60	9		125		75
FBP32WC125SWR2R0N		125	105x80	80/77x60	9		155		100
FPP55WC160SWR2R0N		160	135x110	105x84/76	11		195		135
FPP55WC200SWR2R0N		200	135x110	105x84/76	11		235		205
FPP53WC250SWR2R0N		250	135x110	105x84/76	11		295		250



swivel castor with total brake

TBP25WC080SWR2R0N		80	105x80	80/77x60	9	40	105	127	70
TBP25WC100SWR2R0N		100	105x80	80/77x60	9	40	125	127	75
TBP35WC125SWR2R0N		125	105x80	80/77x60	9	45	155	127	100
TPP58WC160SWR2R0N		160	135x110	105x84/76	11	55	195	165	135
TPP58WC200SWR2R0N		200	135x110	105x84/76	11	55	235	165	205
TPP57WC250SWR2R0N		250	135x110	105x84/76	11	65	295	180	250

EXAMPLE FOR APPLICATION













- ✓ transport trolleys / furniture trolleys
- ✓ various mobile storage and transport devices
- ✓ workshop equipment

HIGHLIGHTS AND ADVANTAGES













- ✓ low-noise running on all surfaces
- ✓ robust everyday helper for indoor and outdoor use
- ✓ at CASCOO: always conform to REACH regulations

SWR2















							
	[mm]	[mm]		[mm]	[mm]	[mm]	[kg]
bolt hole swivel castor							
HBH36WC080SWR2R0N		80	13		40	104	70
HBH36WC100SWR2R0N		100	13		40	124	75
HBH85WC125SWR2R0N		125	13		40	154	100
HPH98WC160SWR2R0N		160	13		55	189	135
HPH98WC200SWR2R0N		200	13		55	228	205
HPH97WC250SWR2R0N		250	13		65	288	250



								
	[mm]	[mm]		[mm]	[mm]	[mm]	[kg]	
bolt hole swivel castor with total brake								
BBH35WC080SWR2R0N		80	13		40	104	127	70
BBH35WC100SWR2R0N		100	13		40	124	127	75
BBH85WC125SWR2R0N		125	13		45	154	127	100
BPH98WC160SWR2R0N		160	13		55	189	165	135
BPH98WC200SWR2R0N		200	13		55	228	165	205
BPH97WC250SWR2R0N		250	13		65	288	180	250



							
	[mm]	[mm]	[mm]	[mm]	ø		[kg]
single wheel							
080SWR2R0N		80	27	40	12	M8	70
100SWR2R0N		100	27	40	12	M8	75
125SWR2R0N		125	37	50	15	M10	100
160SWR2R0N		160	40	59	20	M12	135
200SWR2R0N		200	50	59	20	M12	205
250SWR2R0N		250	50	59	20	M12	250
















SERIES N4B5

rim:	polyamide
tread:	polyurethane brown 92° shore A
axle bearing:	ball bearing
threadguard:	small plastic threadguard
load capacity:	150 kg to 250 kg
wheel diameter:	100 mm to 125 mm
temperature range:	-20°C to +80°C





swivel castor

									
	[mm]	[mm]	[mm]	[mm]	[mm]	[mm]	[mm]	[mm]	[kg]
SPP21WC100N4B5B34		100	105x80	80/77x60	9	40	128		200
SPP31WC125N4B5B34		125	105x80	80/77x60	9	40	155		250





fixed castor

FPP25WC100N4B5B34		100	105x80	80/77x60	9		128		200
FPP35WC125N4B5B34		125	105x80	80/77x60	9		155		250



swivel castor with total brake

TPP21WC100N4B5B34		100	105x80	80/77x60	9	40	128	127	200
TPP31WC125N4B5B34		125	105x80	80/77x60	9	45	155	127	250

EXAMPLE FOR APPLICATION










- ✓ transport trolleys / furniture trolleys
- ✓ various mobile storage and transport devices
- ✓ roll containers

HIGHLIGHTS AND ADVANTAGES

- ✓ ergonomic running even at high loads
- ✓ noise-reduced running due to the slightly elastic tread
- ✓ particular resistance to acids, oils and fats







bolt hole swivel castor

							
	[mm]	[mm]		[mm]	[mm]	[mm]	[kg]
HPH35WC100N4B5B34		100	13		40	127	150
HPH85WC125N4B5B34		125	13		40	154	160











bolt hole swivel castor with total brake

							
	[mm]	[mm]			[mm]	[mm]	[kg]
BPH35WC100N4B5B34		100	13		40	127	150
BPH85WC125N4B5B34		125	13		45	154	160



single wheel

							
	[mm]	[mm]	[mm]	[mm]	∅	[kg]	
100N4B5B34		100	32	40	8	M8	200
125N4B5B34		125	32	50	10	M10	250













SERIES AAB5

rim: aluminium
 tread: polyurethane brown 92° shore A
 axle bearing: double ball bearing
 threadguard: small plastic threadguard
 load capacity: 200 kg to 300 kg
 wheel diameter: 100 mm to 125 mm
 temperature range: -20°C to +80°C





swivel castor

								
	[mm]	[mm]	[mm]	[mm]	[mm]	[mm]	[mm]	[kg]
SPP27WC100AAB5D39		100	105x80	80/77x60	9	40	128	250
SPP37WC125AAB5D39		125	105x80	80/77x60	9	40	155	300





fixed castor

FPP23WC100AAB5D39		100	105x80	80/77x60	9		128	250
FPP33WC125AAB5D39		125	105x80	80/77x60	9		155	300



swivel castor with total brake

TPP27WC100AAB5D39		100	105x80	80/77x60	9	40	128	127	250
TPP37WC125AAB5D39		125	105x80	80/77x60	9	45	155	127	300

EXAMPLE FOR APPLICATION









- ✓ transport trolleys / furniture trolleys
- ✓ various mobile storage and transport devices
- ✓ roll containers

HIGHLIGHTS AND ADVANTAGES









- ✓ ergonomic running even at high loads
- ✓ noise-reduced running due to the slightly elastic tread
- ✓ particular resistance to acids, oils and fats

AAB5











							
	[mm]	[mm]		[mm]	[mm]	[mm]	[kg]
bolt hole swivel castor							
HPH37WC100AAB5D39		100	13		40	127	200
HPH87WC125AAB5D39		125	13		40	154	200



							
	[mm]	[mm]		[mm]	[mm]	[mm]	[kg]
bolt hole swivel castor with total brake							
BPH37WC100AAB5D39		100	13		40	127	200
BPH87WC125AAB5D39		125	13		45	154	200



							
	[mm]	[mm]	[mm]	[mm]	∅	[kg]	
single wheel							
100AAB5D39		100	32	40	8	M8	250
125AAB5D39		125	32	50	10	M10	300














SERIES AAX7

rim: aluminium
 tread: polyurethane green 75° shore A
 axle bearing: double ball bearing
 threadguard: small plastic threadguard
 load capacity: 200 kg to 300 kg
 wheel diameter: 100 mm to 125 mm
 temperature range: -20°C to +80°C





swivel castor

									
	[mm]	[mm]	[mm]	[mm]	[mm]	[mm]	[mm]	[mm]	[kg]
SPP27WC100AAX7D39		100	105x80	80/77x60	9	40	128		250
SPP37WC125AAX7D39		125	105x80	80/77x60	9	40	155		300





fixed castor

FPP23WC100AAX7D39		100	105x80	80/77x60	9		128		250
FPP33WC125AAX7D39		125	105x80	80/77x60	9		155		300



swivel castor with total brake

TPP27WC100AAX7D39		100	105x80	80/77x60	9	40	128	127	250
TPP37WC125AAX7D39		125	105x80	80/77x60	9	45	155	127	300

EXAMPLE FOR APPLICATION









- ✓ transport trolleys / furniture trolleys
- ✓ various mobile storage and transport devices
- ✓ roll containers

HIGHLIGHTS AND ADVANTAGES









- ✓ ergonomic running even at high loads
- ✓ noise-reduced running due to the slightly elastic tread
- ✓ particular resistance to acids, oils and fats

AAX7











		 [mm]	 [mm]			 [mm]	 [mm]	 [mm]	 [kg]
bolt hole swivel castor									
HPH37WC100AAX7D39		100	13			40	127		200
HPH87WC125AAX7D39		125	13			40	154		200



		 [mm]	 [mm]			 [mm]	 [mm]	 [mm]	 [kg]
bolt hole swivel castor with total brake									
BPH37WC100AAX7D39		100	13			40	127	127	200
BPH87WC125AAX7D39		125	13			45	154	127	200



		 [mm]	 [mm]	 [mm]	 [mm]	 ∅		 [kg]
single wheel								
100AAX7D39		100	32	40	8	M8		250
125AAX7D39		125	32	50	10	M10		300
















SERIES AAE2

rim: aluminium
 tread: elastic grey 65° shore A
 axle bearing: double ball bearing
 threadguard: without
 load capacity: 200 kg to 250 kg
 wheel diameter: 100 mm to 125 mm
 temperature range: -20°C to +80°C





swivel castor

									
	[mm]	[mm]	[mm]	[mm]	[mm]	[mm]	[mm]	[mm]	[kg]
SPP37WC100AAE2D0N		100	105x80	80/77x60	9	40	128		200
SPP37WC125AAE2D0N		125	105x80	80/77x60	9	40	155		250





fixed castor

FPP33WC100AAE2D0N		100	105x80	80/77x60	9		128		200
FPP33WC125AAE2D0N		125	105x80	80/77x60	9		155		250



swivel castor with total brake

TPP37WC100AAE2D0N		100	105x80	80/77x60	9	40	128	127	200
TPP37WC125AAE2D0N		125	105x80	80/77x60	9	45	155	127	250

EXAMPLE FOR APPLICATION









- ✓ transport trolleys / furniture trolleys
- ✓ various mobile storage and transport devices
- ✓ roll containers

HIGHLIGHTS AND ADVANTAGES









- ✓ can move trolleys with up to 750 kg
- ✓ noise-reduced running due to the soft elastic tread
- ✓ doesn't leave any marks even at high loads

AAE2











		 [mm]	 [mm]			 [mm]	 [mm]	 [mm]	 [kg]
bolt hole swivel castor									
HPH87WC100AAE2D0N		100	13			40	127		200
HPH87WC125AAE2D0N		125	13			40	154		200



		 [mm]	 [mm]			 [mm]	 [mm]	 [mm]	 [kg]
bolt hole swivel castor with total brake									
BPH87WC100AAE2D0N		100	13			40	127	127	200
BPH87WC125AAE2D0N		125	13			45	154	127	200



		 [mm]	 [mm]	 [mm]	 [mm]	 ∅		 [kg]
single wheel								
100AAE2D0N		100	40	50	12	M8		200
125AAE2D0N		125	40	50	15	M10		250















SERIES AAU5

rim:	aluminium
tread:	polyurethane brown 92° shore A
axle bearing:	double ball bearing
threadguard:	without
load capacity:	200 kg to 300 kg
wheel diameter:	100 mm to 125 mm
temperature range:	-20°C to +80°C





swivel castor

								
	[mm]	[mm]	[mm]	[mm]	[mm]	[mm]	[mm]	[kg]
SPP37WC100AAU5D0N		100	105x80	80/77x60	9	40	128	250
SPP37WC125AAU5D0N		125	105x80	80/77x60	9	40	155	300





fixed castor

FPP33WC100AAU5D0N		100	105x80	80/77x60	9		128	250
FPP33WC125AAU5D0N		125	105x80	80/77x60	9		155	300



swivel castor with total brake

TPP37WC100AAU5D0N		100	105x80	80/77x60	9	40	128	127	250
TPP37WC125AAU5D0N		125	105x80	80/77x60	9	45	155	127	300

EXAMPLE FOR APPLICATION









- ✓ transport trolleys / furniture trolleys
- ✓ various mobile storage and transport devices
- ✓ roll containers

HIGHLIGHTS AND ADVANTAGES

- ✓ can move trolleys with up to 900 kg
- ✓ particular resistance to acids, oils and fats
- ✓ extremely robust to external influences / impacts




bolt hole swivel castor

								
	[mm]	[mm]		[mm]	[mm]	[mm]	[kg]	
HPH87WC100AAU5D0N		100	13			40	127	200
HPH87WC125AAU5D0N		125	13			40	154	200











bolt hole swivel castor with total brake

BPH87WC100AAU5D0N		100	13			40	127	127	200
BPH87WC125AAU5D0N		125	13			45	154	127	200



single wheel

							
	[mm]	[mm]	[mm]	[mm]	∅	[kg]	
100AAU5D0N		100	40	50	12	M8	250
125AAU5D0N		125	40	50	15	M10	300













SERIES AAX7

rim: aluminium
 tread: polyurethane green 75° shore A
 axle bearing: double ball bearing
 threadguard: without
 load capacity: 250 kg to 300 kg
 wheel diameter: 100 mm to 125 mm
 temperature range: -20°C to +80°C





swivel castor

								
	[mm]	[mm]	[mm]	[mm]	[mm]	[mm]	[mm]	[kg]
SPP37WC100AAX7D0N		100	105x80	80/77x60	9	40	128	250
SPP37WC125AAX7D0N		125	105x80	80/77x60	9	40	155	300





fixed castor

FPP33WC100AAX7D0N		100	105x80	80/77x60	9		128	250
FPP33WC125AAX7D0N		125	105x80	80/77x60	9		155	300



swivel castor with total brake

TPP37WC100AAX7D0N		100	105x80	80/77x60	9	40	128	127	250
TPP37WC125AAX7D0N		125	105x80	80/77x60	9	45	155	127	300

EXAMPLE FOR APPLICATION









- ✓ transport trolleys / furniture trolleys
- ✓ various mobile storage and transport devices
- ✓ roll containers

HIGHLIGHTS AND ADVANTAGES









- ✓ can move trolleys with up to 900 kg
- ✓ particular resistance to acids, oils and fats
- ✓ extremely robust to external influences / impacts

AAX7











		 [mm]	 [mm]			 [mm]	 [mm]	 [mm]	 [kg]
bolt hole swivel castor									
HPH87WC100AAX7D0N		100	13			40	127		200
HPH87WC125AAX7D0N		125	13			40	154		200



		 [mm]	 [mm]			 [mm]	 [mm]	 [mm]	 [kg]
bolt hole swivel castor with total brake									
BPH87WC100AAX7D0N		100	13			40	127	127	200
BPH87WC125AAX7D0N		125	13			45	154	127	200



		 [mm]	 [mm]	 [mm]	 [mm]	 ∅		 [kg]
single wheel								
100AAX7D0N		100	40	50	12	M8		250
125AAX7D0N		125	40	50	15	M10		300














SERIES POP0

rim: polypropylene
 tread: polypropylene
 axle bearing: roller bearing / ball bearing
 threadguard: small metal / plastic threadguard
 load capacity: 200 kg
 wheel diameter: 125 mm
 temperature range: -20°C to +60°C



swivel castor

									
	[mm]	[mm]	[mm]	[mm]	[mm]	[mm]	[mm]	[mm]	[kg]
SPP47WC125Q0P0R1W		125	135x110	105x84/76	11	50	155		200
SPP47WC125P0P0B30		125	135x110	105x84/76	11	50	155		200



fixed castor

FPP43WC125Q0P0R1W		125	135x110	105x84/76	11		155		200
FPP43WC125P0P0B30		125	135x110	105x84/76	11		155		200



swivel castor with total brake

TPP47WC125Q0P0R1W		125	135x110	105x84/76	11	55	155	154	200
TPP47WC125P0P0B30		125	135x110	105x84/76	11	55	155	154	200



SERIES N0N0













rim: polyamide
 tread: polyamide
 axle bearing: roller bearing / ball bearing
 threadguard: small metal / plastic threadguard
 load capacity: 180 kg to 250 kg
 wheel diameter: 100 mm to 125 mm
 temperature range: -40°C to +80°C



POPO
N0N0







swivel castor

								
	[mm]	[mm]	[mm]	[mm]	[mm]	[mm]	[mm]	[kg]
SPP47WC100F0N0R1W		100	135x110	105x84/76	11	50	128	180
SPP47WC100F0N0B30		100	135x110	105x84/76	11	50	155	180
SPP47WC125H0N0R1W		125	135x110	105x84/76	11	50	128	250
SPP47WC125N0N0B30		125	135x110	105x84/76	11	50	155	200







fixed castor

FPP43WC100F0N0R1W		100	135x110	105x84/76	11		128	180
FPP43WC100F0N0B30		100	135x110	105x84/76	11		155	180
FPP43WC125H0N0R1W		125	135x110	105x84/76	11		128	250
FPP43WC125N0N0B30		125	135x110	105x84/76	11		155	200



swivel castor with total brake

TPP47WC100F0N0R1W		100	135x110	105x84/76	11	55	128	154	180
TPP47WC100F0N0B30		100	135x110	105x84/76	11	55	155	154	180
TPP47WC125H0N0R1W		125	135x110	105x84/76	11	55	128	154	250
TPP47WC125N0N0B30		125	135x110	105x84/76	11	55	155	154	200














SERIES N2U6

rim:	polyamide
tread:	thermoplastic polyurethane 95° shore A
axle bearing:	roller bearing / ball bearing / double ball bearing
threadguard:	without / small metal or plastic threadguard
load capacity:	200 kg to 300 kg
wheel diameter:	125 mm
temperature range:	-40°C to +80°C






swivel castor

								
	[mm]	[mm]	[mm]	[mm]	[mm]	[mm]	[mm]	[kg]
SPP47WC125N2U6R1W		125	135x110	105x84/76	11	50	155	200
SPP47WC125N2U6B32		125	135x110	105x84/76	11	50	155	200
SPP47WC125N2U6D0N		125	135x110	105x84/76	11	50	155	300






fixed castor

FPP43WC125N2U6R1W		125	135x110	105x84/76	11		155	200
FPP43WC125N2U6B32		125	135x110	105x84/76	11		155	200
FPP43WC125N2U6D0N		125	135x110	105x84/76	11		155	300



swivel castor with total brake

TPP47WC125N2U6R1W		125	135x110	105x84/76	11	55	155	154	200
TPP47WC125N2U6B30		125	135x110	105x84/76	11	55	155	154	200
TPP47WC125N2U6D0N		125	135x110	105x84/76	11	55	155	154	300



SERIES M6N2












rim:	polyamide with elastic ring
tread:	polyamide
axle bearing:	roller bearing / ball bearing
threadguard:	small plastic threadguard
load capacity:	200 kg
wheel diameter:	125 mm
temperature range:	-20°C to +80°C



N2U6
M6N2




swivel castor

									
	[mm]	[mm]	[mm]	[mm]	[mm]	[mm]	[mm]	[mm]	[kg]
SPP47WC125M6N2R32		125	135x110	105x84/76	11	50	155		200
SPP47WC125M6N2B32		125	135x110	105x84/76	11	50	155		200





fixed castor

FPP43WC125M6N2R32		125	135x110	105x84/76	11		155		200
FPP43WC125M6N2B32		125	135x110	105x84/76	11		155		200



swivel castor with total brake

TPP47WC125M6N2R32		125	135x110	105x84/76	11	55	155	154	200
TPP47WC125M6N2B32		125	135x110	105x84/76	11	55	155	154	200













SERIES R4F1 / R4E1

rim:	polyamide
tread:	elastic blue 65° or 75° shore A
axle bearing:	roller bearing / ball bearing
threadguard:	without / small plastic threadguard
load capacity:	200 kg to 220 kg
wheel diameter:	125 mm
temperature range:	-20°C to +80°C





swivel castor

								
	[mm]	[mm]	[mm]	[mm]	[mm]	[mm]	[mm]	[kg]
SPP47WC125R4F1R0N		125	135x110	105x84/76	11	50	155	200
SPP47WC125R4E1B34		125	135x110	105x84/76	11	50	155	220




fixed castor

FPP43WC125R4F1R0N		125	135x110	105x84/76	11		155	200
FPP43WC125R4E1B34		125	135x110	105x84/76	11		155	220



swivel castor with total brake

TPP47WC125R4F1R0N		125	135x110	105x84/76	11	55	155	154	200
TPP47WC125R4E1B34		125	135x110	105x84/76	11	55	155	154	220













SERIES R4E2

rim:	polyamide
tread:	elastic grey 65° shore A
axle bearing:	roller bearing / ball bearing
threadguard:	without / small plastic threadguard
load capacity:	200 kg to 220 kg
wheel diameter:	125 mm
temperature range:	-20°C to +80°C




swivel castor

								
	[mm]	[mm]	[mm]	[mm]	[mm]	[mm]	[mm]	[kg]
SPP47WC125R4E2R0N		125	135x110	105x84/76	11	50	155	200
SPP47WC125R4E2B34		125	135x110	105x84/76	11	50	155	220





fixed castor

FPP43WC125R4E2R0N		125	135x110	105x84/76	11		155	200
FPP43WC125R4E2B34		125	135x110	105x84/76	11		155	220



swivel castor with total brake

TPP47WC125R4E2R0N		125	135x110	105x84/76	11	55	155	154	200
TPP47WC125R4E2B34		125	135x110	105x84/76	11	55	155	154	220














SERIES AAE2

rim: aluminium
 tread: elastic grey 65° shore A
 axle bearing: double ball bearing
 threadguard: without
 load capacity: 200 kg to 250 kg
 wheel diameter: 100 mm to 125 mm
 temperature range: -20°C to +80°C



swivel castor

									
	[mm]	[mm]	[mm]	[mm]	[mm]	[mm]	[mm]	[mm]	[kg]
SPP47WC100AAE2D0N		125	135x110	105x84/76	11	50	128		200
SPP47WC125AAE2D0N		125	135x110	105x84/76	11	50	155		250



fixed castor

FPP43WC100AAE2D0N		125	135x110	105x84/76	11		128		200
FPP43WC125AAE2D0N		125	135x110	105x84/76	11		155		250



swivel castor with total brake

TPP47WC100AAE2D0N		125	135x110	105x84/76	11	55	128	154	200
TPP47WC125AAE2D0N		125	135x110	105x84/76	11	55	155	154	250













SERIES AAU5

rim:	aluminium
tread:	polyurethane brown 92° shore A
axle bearing:	double ball bearing
threadguard:	without
load capacity:	250 kg to 300 kg
wheel diameter:	100 mm to 125 mm
temperature range:	-20°C to +80°C




swivel castor

								
	[mm]	[mm]	[mm]	[mm]	[mm]	[mm]	[mm]	[kg]
SPP47WC100AAU5D0N		125	135x110	105x84/76	11	50	128	250
SPP47WC125AAU5D0N		125	135x110	105x84/76	11	50	155	300





fixed castor

FPP43WC100AAU5D0N		125	135x110	105x84/76	11		128	250
FPP43WC125AAU5D0N		125	135x110	105x84/76	11		155	300



swivel castor with total brake

TPP47WC100AAU5D0N		125	135x110	105x84/76	11	55	128	154	250
TPP47WC125AAU5D0N		125	135x110	105x84/76	11	55	155	154	300




CASCOO. LIGHT HEAVY DUTY CASTORS.



LIGHT HEAVY DUTY

Light heavy duty castors are used where higher loads are required to be transported, which a standard industrial castor can't meet anymore and where a heavy duty castor would be too oversized. In addition, the light heavy duty castors a low overall height provides through their small wheel diameter. Areas of application include mechanical engineering, automotive, construction industry, event technology.

These castors are available with plate attachments in different wheel diameters.



CONSTRUCTION
ON THE POINT

LIGHT HEAVY DUTY AT A GLANCE



SERIES DAU5
aluminium / PU

page 100



SERIES V0Z0
PA

page 102
















SERIES DAU5

rim:	aluminium
tread:	polyurethane brown 95° shore A
axle bearing:	double precision ball bearing
threadguard:	without
load capacity:	180 kg to 350 kg
wheel diameter:	80 mm to 125 mm
temperature range:	-20°C to +80°C






swivel castor

								
	[mm]	[mm]	[mm]	[mm]	[mm]	[mm]	[mm]	[kg]
SHPKKWC080DAU5D0N		080	100x85	80/75x60/55	9,2	45	120	180
SHPKKWC100DAU5D0N		100	100x85	80/75x60/55/48	9,2	45	140	250
SHPLKWC100DAU5D0N			135x108	105x80/75/48	11			
SHPKKWC125DAU5D0N		125	100x85	80/75x60/55/48	9,2	45	165	350
SHPLKWC125DAU5D0N			135x108	105x80/75/48	11			



fixed castor

FHPK4WC080DAU5D0N		80	100x88	80/75x60/55/48	9,2		120	180
FHPK4WC100DAU5D0N		100	100x88	80/75x60/55/48	9,2		165	250
FHPK4WC125DAU5D0N		125	100x88	80/75x60/55/48	9,2		120	350














EXAMPLE FOR APPLICATION

- ✓ various mobile storage and transport devices with high loads
- ✓ mechanical engineering
- ✓ automotive














HIGHLIGHTS AND ADVANTAGES

- ✓ transport of higher load capacities with low heights
- ✓ extremely strong housing with hardened ball track
- ✓ high load capacity in relation with hole pattern 80 x 60 mm



									
	[mm]	[mm]	[mm]	[mm]	[mm]	[mm]	[mm]	[kg]	
swivel castor with total brake									
THPKKWC080DAU5D0N		080	100x85	80/75x60/55/48	9,2	45	120	85	180
THPKKWC100DAU5D0N		100	100x85	80/75x60/55/48	9,2	45	140	95	250
TPPLKWC100DAU5D0N			135x108	105x80/75/48	11				
THPKKWC125DAU5D0N		125	100x85	80/75x60/55/48	9,2	45	165	107,5	350
TPPLKWC125DAU5D0N			135x108	105x80/75/48	11				



								
	[mm]	[mm]	[mm]	[mm]	∅			[kg]
single wheel								
080DAU5D0N		080	30	35/47	15	M10		180
100DAU5D0N		100	40	40/47	15	M10		250
100DAU5D0N-50				40/50	12	M8		
125DAU5D0N		125	40	45/47	15	M10		350
125DAU5D0N-50				45/50	15	M10		

DAU5


















SERIES V0Z0

rim: polyamide
 tread: polyamide
 axle bearing: double precision ball bearing
 threadguard: without
 load capacity: 300 kg to 700 kg
 wheel diameter: 75 mm to 125 mm
 temperature range: -20°C to +80°C







swivel castor

									
	[mm]	[mm]	[mm]	[mm]	[mm]	[mm]	[mm]	[mm]	[kg]
SHPKKWC075V0Z0D0N		75	100x85	80/75x60/55	9,2	45	117,5		300
SHPKKWC080V0Z0D0N		80	100x85	80/75x60/55	9,2	45	120		300
SHPKKWC100V0Z0D0N		100	100x85	80/75x60/55/48	9,2	45	140		500
SHPLKWC100V0Z0D0N			135x108	105x80/75/48	11				
SHPKKWC125V0Z0D0N		125	100x85	80/75x60/55/48	9,2	45	165		700
SHPLKWC125V0Z0D0N			135x108	105x80/75/48	11				



fixed castor

FHPK4WC075V0Z0D0N		75	100x88	80/75x60/55/48	9,2		117,5		300
FHPK4WC080V0Z0D0N		80	100x88	80/75x60/55/48	9,2		120		300
FHPK4WC100V0Z0D0N		100	100x88	80/75x60/55/48	9,2		140		500
FHPK4WC125V0Z0D0N		125	100x88	80/75x60/55/48	9,2		165		700















EXAMPLE FOR APPLICATION

- ✓ various mobile storage and transport devices with high loads
- ✓ mechanical engineering
- ✓ automotive













HIGHLIGHTS AND ADVANTAGES

- ✓ transport of higher load capacities with low heights
- ✓ extremely strong housing with hardened ball track
- ✓ high load capacity in relation with hole pattern 80 x 60 mm



									
	[mm]	[mm]	[mm]	[mm]	[mm]	[mm]	[mm]	[kg]	
swivel castor with total brake									
THPKKWC075V0Z0D0N		75	100x85	80/75x60/55	9,2	45	117,5	85	300
THPKKWC080V0Z0D0N		80	100x85	80/75x60/55	9,2	45	120	85	300
THPKKWC100V0Z0D0N		100	100x85	80/75x60/55/48	9,2	45	140	95	500
TPPLKWC100V0Z0D0N			135x108	105x80/75/48	11				
THPKKWC125V0Z0D0N		125	100x85	80/75x60/55/48	9,2	45	165	107,5	700
TPPLKWC125V0Z0D0N			135x108	105x80/75/48	11				



							
	[mm]	[mm]	[mm]	[mm]	∅	[kg]	
single wheel							
075V0Z0D0N		75	32	35/47	15	M10	300
080V0Z0D0N		80	37	45/47	15	M10	350
100V0Z0D0N		100	37	45/47	15	M10	500
100V0Z0D0N-50				45/50	12	M8	
125V0Z0D0N		125	40	45/47	15	M10	700
125V0Z0D0N-50				45/50	15	M10	

V0Z0



CASCOO. HEAVY DUTY CASTORS.



HEAVY DUTY CASTORS

Heavy duty castors have a robust and stable construction for the transport of all types of heavy goods and therefore a high load. These castors are available with different housing series depending on the application. They are used e.g. in mechanical engineering, automotive technology, in AGV systems and in industrial plants. They are available with plate attachment.

Directional locks and foot protection are optionally available for these castors.



7-SERIES

	125 mm	160 mm	200 mm
plate	4.0 mm	4.0 mm	4.0 mm
fork	3.0 mm	3.0 mm	3.0 mm
connection	pressed	pressed	pressed
brake version	total back brake	total back brake	total back brake
total height with wheel	164 mm	195 mm	245 mm
dyn. load capacity	300 kg	400 kg	500 kg
directional lock available	✓	✓	✓
accessories	foot protection on demand		



E-SERIES

	125 mm	160 mm	200 mm
plate	5.0 mm	5.0 mm	5.0 mm
fork	4.0 mm	4.0 mm	4.0 mm
connection	pressed	pressed	pressed
brake version	total back brake	total back brake	total back brake
total height with wheel	164 mm	195 mm	245 mm
dyn. load capacity	400 kg	600 kg	700 kg
directional lock available	✓	✓	✓
accessories	foot protection on demand		



K-SERIES

	125 mm	160 mm	200 mm
plate	6.0 mm	6.0 mm	6.0 mm
fork	5.0 mm	5.0 mm	5.0 mm
connection	pressed	pressed	pressed
brake version	total back brake	total back brake	total back brake
total height with wheel	170 mm	202 mm	245 mm
dyn. load capacity	500 kg	800 kg	1.000 kg
directional lock available	✓	✓	✓
accessories	foot protection on demand		




M-SERIES

	125 mm	160 mm	200 mm
plate	8.0 mm	8.0 mm	8.0 mm
fork	6.0 mm	6.0 mm	6.0 mm
connection	welded	welded	welded
brake version	total front brake	total front brake	total front brake
total height with wheel	170 mm	202 mm	245 mm
dyn. load capacity	700 kg	1.500 kg	1.500 kg
directional lock available	✓	✓	✓
accessories	foot protection on demand		

HEAVY DUTY CASTORS

CONSTRUCTION ON THE POINT



HEAVY DUTY CASTORS AT A GLANCE



SERIES Z4U5
PA / PU

page 110



SERIES BAF2
aluminium /
elastic

page 112



SERIES BAF4
aluminium /
elastic

page 114



SERIES BAU5
aluminium / PU

page 116



SERIES BAX7
aluminium /
PUlastic

page 118



SERIES BAY5
aluminium /
2-component-PU

page 120



SERIES Z0Z0
PA6

page 122



SERIES I2U5
cast iron / PU

page 124


















SERIES Z4U5

rim:	polyamide
tread:	polyurethane brown 93-95° shore A
axle bearing:	double precision ball bearing
threadguard:	small plastic threadguard
load capacity:	300 kg to 500 kg
wheel diameter:	125 mm to 200 mm
temperature range:	-20°C to +60°C









swivel castor

									
	[mm]	[mm]	[mm]	[mm]	[mm]	[mm]	[mm]	[mm]	[kg]
SHP5EWC125Z4U5D34						50	164		
SHP5KWC125Z4U5D34		125	135x110	105x84/76	11	54	170		300
SHP5MWC125Z4U5D34						50	170		
SHP5EWC160Z4U5D34						55	195		
SHP5KWC160Z4U5D34		160	135x110	105x84/76	11	55	202		400
SHP5MWC160Z4U5D34						57	202		
SHP5EWC200Z4U5D34						55	245		
SHP5KWC200Z4U5D34		200	135x110	105x84/76	11	55	245		500
SHP5MWC200Z4U5D34						59	245		



fixed castor

FHP54WC125Z4U5D34							164		
FHP5LWC125Z4U5D34		125	135x110	105x84/76	11		170		300
FHP5MWC125Z4U5D34							170		
FHP54WC160Z4U5D34							195		
FHP5LWC160Z4U5D34		160	135x110	105x84/76	11		202		400
FHP5MWC160Z4U5D34							202		
FHP54WC200Z4U5D34							245		
FHP5LWC200Z4U5D34		200	135x110	105x84/76	11		245		500
FHP5MWC200Z4U5D34							245		
















EXAMPLE FOR APPLICATION

- ✓ mechanical engineering
- ✓ automotive
- ✓ tigger trains













HIGHLIGHTS AND ADVANTAGES

- ✓ ergonomic run due to the round tread
- ✓ particular resistance to acids, oils and fats
- ✓ extremely robust to external influences / impacts













									
	[mm]	[mm]	[mm]	[mm]	[mm]	[mm]	[mm]	[mm]	[kg]
swivel castor with total brake									
THP5EWC125Z4U5D34		125	135x110	105x84/76	11	55	164	155	300
THP5KWC125Z4U5D34						54	170	165	300
THP5EWC160Z4U5D34		160	135x110	105x84/76	11	55	195	165	400
THP5KWC160Z4U5D34						55	202	195	400
THP5EWC200Z4U5D34		200	135x110	105x84/76	11	55	245	165	500
THP5KWC200Z4U5D34						55	245	195	500



									
	[mm]	[mm]	[mm]	[mm]	[mm]	[mm]	[mm]	[mm]	[kg]
swivel castor with front brake									
CHP5MWC125Z4U5D34		125	135x110	105x84/76	11	50	170	117,5	300
CHP5MWC160Z4U5D34		160	135x110	105x84/76	11	57	202	135	400
CHP5MWC200Z4U5D34		200	135x110	105x84/76	11	59	245	155	500



							
	[mm]	[mm]	[mm]	[mm]	∅		[kg]
single wheel							
125Z4U5D0N		125	45	60	12	M12	300
160Z4U5D0N		160	45	60	12	M12	400
200Z4U5D0N		200	45	60	12	M12	500

Z4U5
















SERIES BAF2

rim:	aluminium
tread:	elastic grey 70° shore A
axle bearing:	double precision ball bearing
threadguard:	without
load capacity:	300 kg to 500 kg
wheel diameter:	125 mm to 250 mm
temperature range:	-20°C to +80°C







swivel castor

									
	[mm]	[mm]	[mm]	[mm]	[mm]	[mm]	[mm]	[mm]	[kg]
SHP57WC125BAF2D0N		125	135x110	105x84/76	11	50	164		300
SHP5KWC125BAF2D0N						54	170		
SHP5MWC125BAF2D0N						50	170		
SHP57WC160BAF2D0N		160	135x110	105x84/76	11	55	195		400
SHP5KWC160BAF2D0N						55	202		
SHP5MWC160BAF2D0N						57	202		
SHP57WC200BAF2D0N		200	135x110	105x84/76	11	55	245		500
SHP5KWC200BAF2D0N						55	245		
SHP5MWC200BAF2D0N						59	245		
SHP57WC250BAF2D0N		250	135x110	105x84/76	11	65	295		500



fixed castor

FHP53WC125BAF2D0N		125	135x110	105x84/76	11		164		300
FHP5LWC125BAF2D0N						170			
FHP5MWC125BAF2D0N						170			
FHP53WC160BAF2D0N		160	135x110	105x84/76	11		195		400
FHP5LWC160BAF2D0N						202			
FHP5MWC160BAF2D0N						202			
FHP53WC200BAF2D0N		200	135x110	105x84/76	11		245		500
FHP5LWC200BAF2D0N						245			
FHP5MWC200BAF2D0N						245			
FHP53WC250BAF2D0N		250	135x110	105x84/76	11		295		500

















EXAMPLE FOR APPLICATION

- ✓ mechanical engineering
- ✓ automotive
- ✓ tugger trains













HIGHLIGHTS AND ADVANTAGES

- ✓ noise-reduced running due to the soft elastic tread
- ✓ doesn't leave any marks even at high loads
- ✓ extraordinary design














									
	[mm]	[mm]	[mm]	[mm]	[mm]	[mm]	[mm]	[mm]	[kg]
swivel castor with total brake									
THP57WC125BAF2D0N		125	135x110	105x84/76	11	55	164	155	300
THP5KWC125BAF2D0N						54	170	165	
THP57WC160BAF2D0N		160	135x110	105x84/76	11	55	195	165	400
THP5KWC160BAF2D0N						55	202	195	
THP57WC200BAF2D0N		200	135x110	105x84/76	11	55	245	165	500
THP5KWC200BAF2D0N						55	245	195	
THP57WC250BAF2D0N		250	135x110	105x84/76	11	65	295	180	500



									
	[mm]	[mm]	[mm]	[mm]	[mm]	[mm]	[mm]	[mm]	[kg]
swivel castor with front brake									
CHP5MWC125BAF2D0N		125	135x110	105x84/76	11	50	170	117,5	300
CHP5MWC160BAF2D0N		160	135x110	105x84/76	11	57	202	135	400
CHP5MWC200BAF2D0N		200	135x110	105x84/76	11	59	245	155	500



							
	[mm]	[mm]	[mm]	[mm]	ø		[kg]
single wheel							
125BAF2D0N		125	50	60	20	M12	300
160BAF2D0N		160	50	60	20	M12	400
200BAF2D0N		200	50	60	20	M12	500
250BAF2D0N		250	50	60	20	M12	500

BAF2





















SERIES BAF4

rim:	aluminium
tread:	elastic black 70° shore A
axle bearing:	double precision ball bearing
threadguard:	without
load capacity:	300 kg to 500 kg
wheel diameter:	125 mm to 250 mm
temperature range:	-20°C to +80°C










swivel castor

									
	[mm]	[mm]	[mm]	[mm]	[mm]	[mm]	[mm]	[mm]	[kg]
SHP57WC125BAF4D0N						50	164		
SHP5KWC125BAF4D0N		125	135x110	105x84/76	11	54	170		300
SHP5MWC125BAF4D0N						50	170		
SHP57WC160BAF4D0N						55	195		
SHP5KWC160BAF4D0N		160	135x110	105x84/76	11	55	202		400
SHP5MWC160BAF4D0N						57	202		
SHP57WC200BAF4D0N						55	245		
SHP5KWC200BAF4D0N		200	135x110	105x84/76	11	55	245		500
SHP5MWC200BAF4D0N						59	245		
SHP57WC250BAF4D0N						65	295		
SHP5KWC250BAF4D0N		250	135x110	105x84/76	11				500



fixed castor

FHP53WC125BAF4D0N							164		
FHP5LWC125BAF4D0N		125	135x110	105x84/76	11		170		300
FHP5MWC125BAF4D0N							170		
FHP53WC160BAF4D0N							195		
FHP5LWC160BAF4D0N		160	135x110	105x84/76	11		202		400
FHP5MWC160BAF4D0N							202		
FHP53WC200BAF4D0N							245		
FHP5LWC200BAF4D0N		200	135x110	105x84/76	11		245		500
FHP5MWC200BAF4D0N							245		
FHP53WC250BAF4D0N							295		
FHP5KWC250BAF4D0N		250	135x110	105x84/76	11				500

















EXAMPLE FOR APPLICATION

- ✓ mechanical engineering
- ✓ automotive
- ✓ tigger trains













HIGHLIGHTS AND ADVANTAGES

- ✓ noise-reduced running due to the soft elastic tread
- ✓ conform to REACH and PAH regulations
- ✓ extraordinary design














									
	[mm]	[mm]	[mm]	[mm]	[mm]	[mm]	[mm]	[mm]	[kg]
swivel castor with total brake									
THP57WC125BAF4D0N		125	135x110	105x84/76	11	55	164	155	300
THP5KWC125BAF4D0N						54	170	165	
THP57WC160BAF4D0N		160	135x110	105x84/76	11	55	195	165	400
THP5KWC160BAF4D0N						55	202	195	
THP57WC200BAF4D0N		200	135x110	105x84/76	11	55	245	165	500
THP5KWC200BAF4D0N						55	245	195	
THP57WC250BAF4D0N		250	135x110	105x84/76	11	65	295	180	500



									
	[mm]	[mm]	[mm]	[mm]	[mm]	[mm]	[mm]	[mm]	[kg]
swivel castor with front brake									
CHP5MWC125BAF4D0N		125	135x110	105x84/76	11	50	170	117,5	300
CHP5MWC160BAF4D0N		160	135x110	105x84/76	11	57	202	135	400
CHP5MWC200BAF4D0N		200	135x110	105x84/76	11	59	245	155	500



							
	[mm]	[mm]	[mm]	[mm]	ø		[kg]
single wheel							
125BAF4D0N		125	50	60	20	M12	300
160BAF4D0N		160	50	60	20	M12	400
200BAF4D0N		200	50	60	20	M12	500
250BAF4D0N		250	50	60	20	M12	500

BAF4




















SERIES BAU5

rim:	aluminium
tread:	polyurethane brown 93-95° shore A
axle bearing:	double precision ball bearing
threadguard:	without
load capacity:	500 kg to 800 kg
wheel diameter:	125 mm to 200 mm
temperature range:	-20°C to +60°C









swivel castor

									
	[mm]	[mm]	[mm]	[mm]	[mm]	[mm]	[mm]	[mm]	[kg]
SHP5EWC125BAU5D0N						50	164		
SHP5KWC125BAU5D0N		125	135x110	105x84/76	11	54	170		500
SHP5MWC125BAU5D0N						50	170		
SHP5EWC160BAU5D0N						55	195		
SHP5KWC160BAU5D0N		160	135x110	105x84/76	11	55	202		600
SHP5MWC160BAU5D0N						57	202		
SHP5EWC200BAU5D0N						55	245		700
SHP5KWC200BAU5D0N		200	135x110	105x84/76	11	55	245		800
SHP5MWC200BAU5D0N						59	245		800



fixed castor

FHP54WC125BAU5D0N							164		
FHP5LWC125BAU5D0N		125	135x110	105x84/76	11		170		500
FHP5MWC125BAU5D0N							170		
FHP54WC160BAU5D0N							195		
FHP5LWC160BAU5D0N		160	135x110	105x84/76	11		202		600
FHP5MWC160BAU5D0N							202		
FHP54WC200BAU5D0N							245		700
FHP5LWC200BAU5D0N		200	135x110	105x84/76	11		245		800
FHP5MWC200BAU5D0N							245		800













EXAMPLE FOR APPLICATION

- ✓ mechanical engineering
- ✓ automotive
- ✓ tigger trains




HIGHLIGHTS AND ADVANTAGES

- ✓ up to 800 kg load capacity per wheel
- ✓ particular resistance to acids, oils and fats
- ✓ extremely robust to external influences / impacts












									
	[mm]	[mm]	[mm]	[mm]	[mm]	[mm]	[mm]	[mm]	[kg]
THP5EWC125BAU5D0N		125	135x110	105x84/76	11	55	164	155	500
THP5KWC125BAU5D0N		54	170	165					
THP5EWC160BAU5D0N		160	135x110	105x84/76	11	55	195	165	600
THP5KWC160BAU5D0N		55	202	195					
THP5EWC200BAU5D0N		200	135x110	105x84/76	11	55	245	165	700
THP5KWC200BAU5D0N		55	245	195					



swivel castor with front brake									
CHP5MWC125BAU5D0N		125	135x110	105x84/76	11	50	170	117,5	500
CHP5MWC160BAU5D0N		160	135x110	105x84/76	11	57	202	135	600
CHP5MWC200BAU5D0N		200	135x110	105x84/76	11	59	245	155	800



							
	[mm]	[mm]	[mm]	[mm]	ø	[kg]	
125BAU5D0N		125	50	60	20	M12	500
160BAU5D0N		160	50	60	20	M12	600
200BAU5D0N		200	50	60	20	M12	800

BAU5


















SERIES BAX7

rim: aluminium
 tread: PUlastic green 75° shore A
 axle bearing: double precision ball bearing
 threadguard: without
 load capacity: 500 kg to 800 kg
 wheel diameter: 125 mm to 200 mm
 temperature range: -20°C to +60°C









swivel castor

									
	[mm]	[mm]	[mm]	[mm]	[mm]	[mm]	[mm]	[mm]	[kg]
SHP5EWC125BAX7D0N						50	164		
SHP5KWC125BAX7D0N		125	135x110	105x84/76	11	54	170		500
SHP5MWC125BAX7D0N						50	170		
SHP5EWC160BAX7D0N						55	195		
SHP5KWC160BAX7D0N		160	135x110	105x84/76	11	55	202		600
SHP5MWC160BAX7D0N						57	202		
SHP5EWC200BAX7D0N						55	245		700
SHP5KWC200BAX7D0N		200	135x110	105x84/76	11	55	245		800
SHP5MWC200BAX7D0N						59	245		800



fixed castor

FHP54WC125BAX7D0N							164		
FHP5LWC125BAX7D0N		125	135x110	105x84/76	11		170		500
FHP5MWC125BAX7D0N							170		
FHP54WC160BAX7D0N							195		
FHP5LWC160BAX7D0N		160	135x110	105x84/76	11		202		600
FHP5MWC160BAX7D0N							202		
FHP54WC200BAX7D0N							245		700
FHP5LWC200BAX7D0N		200	135x110	105x84/76	11		245		800
FHP5MWC200BAX7D0N							245		800
















EXAMPLE FOR APPLICATION

- ✓ mechanical engineering
- ✓ automotive
- ✓ tigger trains













HIGHLIGHTS AND ADVANTAGES

- ✓ up to 800 kg load capacity per wheel
- ✓ particular resistance to acids, oils and fats
- ✓ elastic damping due to the soft tread













									
	[mm]	[mm]	[mm]	[mm]	[mm]	[mm]	[mm]	[mm]	[kg]
swivel castor with total brake									
THP5EWC125BAX7D0N		125	135x110	105x84/76	11	55	164	155	500
THP5KWC125BAX7D0N						54	170	165	
THP5EWC160BAX7D0N		160	135x110	105x84/76	11	55	195	165	600
THP5KWC160BAX7D0N						55	202	195	
THP5EWC200BAX7D0N		200	135x110	105x84/76	11	55	245	165	700
THP5KWC200BAX7D0N						55	245	195	800



									
	[mm]	[mm]	[mm]	[mm]	[mm]	[mm]	[mm]	[mm]	[kg]
swivel castor with front brake									
CHP5MWC125BAX7D0N		125	135x110	105x84/76	11	50	170	117,5	500
CHP5MWC160BAX7D0N		160	135x110	105x84/76	11	57	202	135	600
CHP5MWC200BAX7D0N		200	135x110	105x84/76	11	59	245	155	800



							
	[mm]	[mm]	[mm]	[mm]	ø		[kg]
single wheel							
125BAX7D0N		125	50	60	20	M12	500
160BAX7D0N		160	50	60	20	M12	600
200BAX7D0N		200	50	60	20	M12	800

BAX7














SERIES BAY5

rim:	aluminium
tread:	PUlastic green 75° shore A / PU brown 93-95° shore A
axle bearing:	double precision ball bearing
threadguard:	without
load capacity:	500 kg to 800 kg
wheel diameter:	125 mm to 200 mm
temperature range:	-20°C to +60°C






swivel castor

								
	[mm]	[mm]	[mm]	[mm]	[mm]	[mm]	[mm]	[kg]
SHP5EWC125BAY5D0N						50	164	
SHP5KWC125BAY5D0N		125	135x110	105x84/76	11	54	170	500
SHP5MWC125BAY5D0N						50	170	
SHP5EWC160BAY5D0N						55	195	
SHP5KWC160BAY5D0N		160	135x110	105x84/76	11	55	202	600
SHP5MWC160BAY5D0N						57	202	
SHP5EWC200BAY5D0N						55	245	700
SHP5KWC200BAY5D0N		200	135x110	105x84/76	11	55	245	800
SHP5MWC200BAY5D0N						59	245	800



fixed castor

FHP54WC125BAY5D0N							164		
FHP5LWC125BAY5D0N		125	135x110	105x84/76	11		170		500
FHP5MWC125BAY5D0N							170		
FHP54WC160BAY5D0N							195		
FHP5LWC160BAY5D0N		160	135x110	105x84/76	11		202		600
FHP5MWC160BAY5D0N							202		
FHP54WC200BAY5D0N							245		700
FHP5LWC200BAY5D0N		200	135x110	105x84/76	11		245		800
FHP5MWC200BAY5D0N							245		800
















EXAMPLE FOR APPLICATION

- ✓ mechanical engineering
- ✓ automotive
- ✓ tigger trains













HIGHLIGHTS AND ADVANTAGES

- ✓ up to 800 kg load capacity per wheel
- ✓ particular resistance to acids, oils and fats
- ✓ damping running performance due to the innovative 2-component-technique













									
	[mm]	[mm]	[mm]	[mm]	[mm]	[mm]	[mm]	[mm]	[kg]
swivel castor with total brake									
THP5EWC125BAY5D0N		125	135x110	105x84/76	11	55	164	155	500
THP5KWC125BAY5D0N						54	170	165	
THP5EWC160BAY5D0N		160	135x110	105x84/76	11	55	195	165	600
THP5KWC160BAY5D0N						55	202	195	
THP5EWC200BAY5D0N		200	135x110	105x84/76	11	55	245	165	700
THP5KWC200BAY5D0N						55	245	195	800



									
	[mm]	[mm]	[mm]	[mm]	[mm]	[mm]	[mm]	[mm]	[kg]
swivel castor with front brake									
CHP5MWC125BAY5D0N		125	135x110	105x84/76	11	50	170	117,5	500
CHP5MWC160BAY5D0N		160	135x110	105x84/76	11	57	202	135	600
CHP5MWC200BAY5D0N		200	135x110	105x84/76	11	59	245	155	800



							
	[mm]	[mm]	[mm]	[mm]	∅		[kg]
single wheel							
125BAY5D0N		125	50	60	20	M12	500
160BAY5D0N		160	50	60	20	M12	600
200BAY5D0N		200	50	60	20	M12	800

BAY5



















SERIES Z0Z0

rim:	polyamide PA6
tread:	polyamide PA6
axle bearing:	double precision ball bearing
threadguard:	without
load capacity:	400 kg to 1000 kg
wheel diameter:	125 mm to 200 mm
temperature range:	-20°C to +80°C











swivel castor

								
	[mm]	[mm]	[mm]	[mm]	[mm]	[mm]	[mm]	[kg]
SHP5EWC125Z0Z0D0N								400
SHP5KWC125Z0Z0D0N		125	135x110	105x84/76	11	50	164	400
SHP5MWC125Z0Z0D0N						54	170	500
SHP5EWC150Z0Z0D0N						50	170	700
SHP5KWC150Z0Z0D0N		150	135x110	105x84/76	11	55	190	600
SHP5MWC150Z0Z0D0N						55	197	800
SHP5EWC160Z0Z0D0N						57	197	800
SHP5KWC160Z0Z0D0N		160	135x110	105x84/76	11	55	195	600
SHP5MWC160Z0Z0D0N						55	202	800
SHP5EWC200Z0Z0D0N						57	202	800
SHP5KWC200Z0Z0D0N		200	135x110	105x84/76	11	55	245	700
SHP5MWC200Z0Z0D0N						55	245	1000
						59	245	1000



fixed castor

FHP54WC125Z0Z0D0N							164	400
FHP5LWC125Z0Z0D0N		125	135x110	105x84/76	11		170	500
FHP5MWC125Z0Z0D0N							170	700
FHP54WC150Z0Z0D0N							190	600
FHP5LWC150Z0Z0D0N		150	135x110	105x84/76	11		197	800
FHP5MWC150Z0Z0D0N							197	800
FHP54WC160Z0Z0D0N							195	600
FHP5LWC160Z0Z0D0N		160	135x110	105x84/76	11		202	800
FHP5MWC160Z0Z0D0N							202	800
FHP54WC200Z0Z0D0N							245	700
FHP5LWC200Z0Z0D0N		200	135x110	105x84/76	11		245	1000
FHP5MWC200Z0Z0D0N							245	1000


















EXAMPLE FOR APPLICATION

- ✓ mechanical engineering
- ✓ automotive
- ✓ tigger trains





HIGHLIGHTS AND ADVANTAGES

- ✓ up to 1000 kg load capacity per wheel
- ✓ particular resistance to acids, oils and fats
- ✓ perfect roll resistance













									
	[mm]	[mm]	[mm]	[mm]	[mm]	[mm]	[mm]	[mm]	[kg]
swivel castor with total brake									
THP5EWC125Z0Z0D0N		125	135x110	105x84/76	11	55	164	165	400
THP5KWC125Z0Z0D0N						54	170	165	500
THP5EWC150Z0Z0D0N		150	135x110	105x84/76	11	55	190	165	600
THP5KWC150Z0Z0D0N						55	197	195	800
THP5EWC160Z0Z0D0N		160	135x110	105x84/76	11	55	195	165	600
THP5KWC160Z0Z0D0N						55	202	195	800
THP5EWC200Z0Z0D0N		200	135x110	105x84/76	11	55	245	165	700
THP5KWC200Z0Z0D0N						55	245	195	1000



swivel castor with front brake									
CHP5MWC125Z0Z0D0N		125	135x110	105x84/76	11	50	170	112,5	700
CHP5MWC150Z0Z0D0N		150	135x110	105x84/76	11	57	197	135	800
CHP5MWC160Z0Z0D0N		160	135x110	105x84/76	11	57	202	135	800
CHP5MWC200Z0Z0D0N		200	135x110	105x84/76	11	59	245	155	1000



							
	[mm]	[mm]	[mm]	[mm]	∅	[kg]	
single wheel							
125Z0Z0D0N		125	50	60	20	M12	700
150Z0Z0D0N		150	50	60	20	M12	800
160Z0Z0D0N		160	50	60	20	M12	800
200Z0Z0D0N		200	50	60	20	M12	1000

Z0Z0



















SERIES I2U5

rim:	cast iron
tread:	polyurethane brown 93° shore A
axle bearing:	double precision ball bearing
threadguard:	without
load capacity:	500 kg to 1000 kg
wheel diameter:	125 mm to 200 mm
temperature range:	-20°C to +60°C









swivel castor

								
	[mm]	[mm]	[mm]	[mm]	[mm]	[mm]	[mm]	[kg]
SHP5EWC125I2U5D0N					50	164		500
SHP5KWC125I2U5D0N		125	135x110	105x84/76	11	54	170	700
SHP5MWC125I2U5D0N						50	170	700
SHP5EWC160I2U5D0N					55	195		600
SHP5KWC160I2U5D0N		150	135x110	105x84/76	11	55	202	900
SHP5MWC160I2U5D0N						57	202	800
SHP5EWC200I2U5D0N					55	245		700
SHP5KWC200I2U5D0N		160	135x110	105x84/76	11	55	245	1000
SHP5MWC200I2U5D0N						59	245	1000



fixed castor

FHP54WC125I2U5D0N						164		500
FHP5LWC125I2U5D0N		125	135x110	105x84/76	11	170		700
FHP5MWC125I2U5D0N						170		700
FHP54WC160I2U5D0N						195		600
FHP5LWC160I2U5D0N		150	135x110	105x84/76	11	202		900
FHP5MWC160I2U5D0N						202		800
FHP54WC200I2U5D0N						245		700
FHP5LWC200I2U5D0N		160	135x110	105x84/76	11	245		1000
FHP5MWC200I2U5D0N						245		1000













EXAMPLE FOR APPLICATION

- ✓ mechanical engineering
- ✓ automotive
- ✓ tigger trains











HIGHLIGHTS AND ADVANTAGES

- ✓ up to 1000 kg load capacity per wheel
- ✓ particular resistance to acids, oils and fats
- ✓ extremely robust to external influences / impacts











									
	[mm]	[mm]	[mm]	[mm]	[mm]	[mm]	[mm]	[mm]	[kg]
THP5EWC125I2U5D0N		125	135x110	105x84/76	11	55	164	155	500
THP5KWC125I2U5D0N						54	170	165	700
THP5EWC160I2U5D0N		160	135x110	105x84/76	11	55	195	165	600
THP5KWC160I2U5D0N						55	202	195	900
THP5EWC200I2U5D0N		200	135x110	105x84/76	11	55	245	165	700
THP5KWC200I2U5D0N						55	245	195	1000



									
	[mm]	[mm]	[mm]	[mm]	[mm]	[mm]	[mm]	[mm]	[kg]
CHP5MWC125I2U5D0N		125	135x110	105x84/76	11	50	170	117,5	700
CHP5MWC160I2U5D0N						57	202	135	800
CHP5MWC200I2U5D0N						59	245	155	1000



							
	[mm]	[mm]	[mm]	[mm]	[mm]	ø	[kg]
125I2U5D0N		125	50	60	20	M12	700
160I2U5D0N						M12	800
200I2U5D0N						M12	1000

I2U5




CASCOO. STAINLESS STEEL CASTORS.



STAINLESS STEEL CASTORS

Due to their special properties, stainless steel castors are required in many different branches of industry. The robust material of the castors ensures a special resilience. In addition, stainless steel is less sensitive to aggressive floor soap and is easy to clean due to the smooth surface - stainless steel castors are therefore also perfect for hygienic purposes! For these reasons, swivel castors or fixed castors made of stainless steel are often used in the food industry, in bakeries, canteen kitchens, catering companies and for the direct food transport as well. In addition, a wide variety of laboratories, medical technology companies, hospitals, rescue services and the computer and electrical industry also use hygienic stainless steel castors.

These castors are available with plate and bolt hole attachment.



STAINLESS STEEL CASTORS AT A GLANCE



SERIES P2T2

PP / TPR
light apparatus

page 128



SERIES P2T2

PP / TPR
heavy apparatus

page 130



SERIES N0N0

PA

page 132



SERIES N2U6

PA / TPU

page 134



SERIES R4E2

PA / elastic

page 136



SERIES P2W2

PA / TPR

page 138











SERIES P2T2

rim: polypropylene
 tread: thermoplastic rubber 95° shore A
 axle bearing: plain bearing / ball bearing stainless steel
 threadguard: without / full covering plastic threadguard
 load capacity: 50 kg to 75 kg
 wheel diameter: 50 mm to 75 mm
 temperature range: -20°C to +60°C



swivel castor

								
	[mm]	[mm]	[mm]	[mm]	[mm]	[mm]	[mm]	[kg]
SAPAQS0050P2T2L0N	50	60X60	48/39X48/39	6,3	25	70		50
SAPAQS0050P2T2S42								
SAPAQS0075P2T2L0N	75	60X60	48/38X48/38	6,3	25	100		75
SAPAQS0075P2T2S42								



fixed castor

FAPBCS0050P2T2L0N	50	55X55	44/38.5X44/38.5	6,3		70		50
FAPBCS0050P2T2S42								
FAPCCS0075P2T2L0N	75	67X60	48/40x48/40	6,3		100		75
FAPCCS0075P2T2S42								



swivel castor with total brake

TAPAQS0050P2T2L0N	50	60X60	48/39X48/39	6,3	25	70	80	50
TAPAQS0050P2T2S42								
TAPAQS0075P2T2L0N	75	60X60	48/38x48/38	6,3	25	100	80	75
TAPAQS0075P2T2S42								

EXAMPLE FOR APPLICATION











- ✓ food industry
- ✓ rack trolleys
- ✓ transport containers in canteen kitchens

HIGHLIGHTS AND ADVANTAGES

- ✓ stainless steel version for longlife service
- ✓ noise-reduced running on all surfaces
- ✓ sufficient resilience for light applications



bolt hole swivel castor

		 [mm]	 [mm]		 [mm]	 [mm]	 [mm]	 [kg]
HAH1QS0050P2T2L0N		50	11		25	70		50
HAH1QS0050P2T2S42								
HAH1QS0075P2T2L0N		75	11		25	100		75
HAH1QS0075P2T2S42								













bolt hole swivel castor with total brake

BAH1QS0050P2T2L0N		50	11		25	70		50
BAH1QS0050P2T2S42								
BAH1QS0075P2T2L0N		75	11		25	100		75
BAH1QS0075P2T2S42								



single wheel

		 [mm]	 [mm]	 [mm]	 [mm]	 ø		 [kg]
050P2T2L0N		50	19	22	8	M6		50
050P2T2S42					6			
075P2T2L0N		75	25	28	8	M6		75
075P2T2S42					6			

P2T2












SERIES P2T2

rim: polypropylene
 tread: thermoplastic rubber 95° shore A
 axle bearing: plain bearing in stainless steel
 threadguard: without
 load capacity: 80 kg to 100 kg
 wheel diameter: 80 mm to 125 mm
 temperature range: -20°C to +60°C



swivel castor

									
	[mm]	[mm]	[mm]	[mm]	[mm]	[mm]	[mm]	[mm]	[kg]
SAPE9S0080P2T2L0N	80	77x67	61.5/56x51.5/46.5	8,5	37	111			80
SAPE9S0100P2T2L0N	100	77x67	61.5/56x51.5/46.5	8,5	37	135			100
SAPE9S0125P2T2L0N SAPJ9S0125P2T2L0N	125	77x67 95x70	61.5/56x51.5/46.5 75X50	8,5 11	40	160			100



fixed castor

FAPE9S0080P2T2L0N	80	77x67	61.5/56x51.5/46.5	8,5		111			80
FAPE9S0100P2T2L0N	100	77x67	61.5/56x51.5/46.5	8,5		135			100
FAPE9S0125P2T2L0N FAPJ9S0125P2T2L0N	125	77x67 95x70	61.5/56x51.5/46.5 75X50	8,5 11		160			100



swivel castor with total brake

TAPE9S0080P2T2L0N	80	77x67	61.5/56x51.5/46.5	8,5	36	111	108		80
TAPE9S0100P2T2L0N	100	77x67	61.5/56x51.5/46.5	8,5	36	135	108		100
TAPE9S0125P2T2L0N TAPJ9S0125P2T2L0N	125	77x67 95x70	61.5/56x51.5/46.5 75X50	8,5 11	36	160	108		100







EXAMPLE FOR APPLICATION

- ✓ food industry
- ✓ rack trolleys
- ✓ transport containers in canteen kitchens

HIGHLIGHTS AND ADVANTAGES

- ✓ stainless steel version for longlife service
- ✓ noise-reduced running on all surfaces
- ✓ sufficient resilience for light applications









bolt hole swivel castor		 [mm]	 [mm]		 [mm]	 [mm]	 [mm]	 [kg]
HAH19S0080P2T2L0N	==	80	11		37	111		80
HAH19S0100P2T2L0N	==	100	11		37	135		100
HAH19S0125P2T2L0N	==	125	11		40	160		100



bolt hole swivel castor with total brake								
BAH19S0080P2T2L0N	==	80	11		36	111	108	80
BAH19S0100P2T2L0N	==	100	11		36	135	108	100
BAH19S0125P2T2L0N	==	125	11		36	160	108	100



single wheel		 [mm]	 [mm]	 [mm]	 [mm]	 ø		 [kg]
080P2T2L0N	==	80	32	36	12	M8		100
100P2T2L0N	==	100	32	36	12	M8		100
125P2T2L0N	==	125	32	36	12	M8		100

P2T2











SERIES N0N0

rim: polyamide
 tread: polyamide
 axle bearing: plain bearing in stainless steel
 threadguard: without
 load capacity: 130 kg to 300 kg
 wheel diameter: 80 mm to 200 mm
 temperature range: -40°C to +80°C



swivel castor

								
	[mm]	[mm]	[mm]	[mm]	[mm]	[mm]	[mm]	[kg]
SIP26SC080N0N0L0N	80	96x80	80/77x60	9	36	108		130
SIP26SC100N0N0L0N	100	96x80	80/77x60	9	36	128		150
SIP36SC125N0N0L0N	125	96x80	80/77x60	9	40	155		200
SIP50SC160N0N0L0N	160	135x110	105x76/84	11	55	195		300
SIP50SC200N0N0L0N	200	135x110	105x76/84	11	55	235		300



fixed castor

FIP22SC080N0N0L0N	80	96x80	80/77x60	9		108		130
FIP22SC100N0N0L0N	100	96x80	80/77x60	9		128		150
FIP32SC125N0N0L0N	125	96x80	80/77x60	9		155		200
FIP55SC160N0N0L0N	160	135x110	105x76/84	11		195		300
FIP55SC200N0N0L0N	200	135x110	105x76/84	11		235		300



swivel castor with total brake

TIP26SC080N0N0L0N	80	96x80	80/77x60	9	36	108	115	130
TIP26SC100N0N0L0N	100	96x80	80/77x60	9	36	128	115	150
TIP36SC125N0N0L0N	125	96x80	80/77x60	9	40	155	120	200
TIP50SC160N0N0L0N	160	135x110	105x76/84	11	55	195	165	300
TIP50SC200N0N0L0N	200	135x110	105x76/84	11	55	235	165	300

EXAMPLE FOR APPLICATION







- ✓ food industry
- ✓ rack trolleys
- ✓ transport containers in canteen kitchens

HIGHLIGHTS AND ADVANTAGES

- ✓ stainless steel version for longlife service
- ✓ durable and strong all-rounder
- ✓ suitable at low and high temperatures









bolt hole swivel castor

		 [mm]	 [mm]			 [mm]	 [mm]	 [mm]	 [kg]
HIH36SC080N0N0L0N	==	80	13			36	106		130
HIH36SC100N0N0L0N	==	100	13			36	126		150
HIH86SC125N0N0L0N	==	125	13			40	153		200
HIH9OSC160N0N0L0N	==	160	13			55	190		300
HIH9OSC200N0N0L0N	==	200	13			55	230		300









bolt hole swivel castor with total brake

		 [mm]	 [mm]			 [mm]	 [mm]	 [mm]	 [kg]
BIH36SC080N0N0L0N	==	80	13			36	106	115	130
BIH36SC100N0N0L0N	==	100	13			36	126	115	150
BIH86SC125N0N0L0N	==	125	13			40	153	120	200
BIH9OSC160N0N0L0N	==	160	13			55	190	165	300
BIH9OSC200N0N0L0N	==	200	13			55	230	165	300



single wheel

		 [mm]	 [mm]	 [mm]	 [mm]	 ø		 [kg]
080N0N0L0N	==	80	34	40	12	M8		130
100N0N0L0N	==	100	36	40	12	M8		150
125N0N0L0N	==	125	32	50	12	M8		200
160N0N0L0N	==	160	50	59	20	M12		300
200N0N0L0N	==	200	50	59	20	M12		300

N0N0












SERIES N2U6

rim:	polyamide
tread:	thermoplastic polyurethane 95° shore A
axle bearing:	plain bearing / roller bearing in stainless steel
threadguard:	without
load capacity:	130 kg to 300 kg
wheel diameter:	80 mm to 200 mm
temperature range:	-40°C to +80°C



swivel castor

									
	[mm]	[mm]	[mm]	[mm]	[mm]	[mm]	[mm]	[mm]	[kg]
SIP26SC080N2U6L0N	080	96x80	80/77x60	9	36	108			130
SIP26SC080N2U6Q0N									
SIP26SC100N2U6L0N	100	96x80	80/77x60	9	36	128			150
SIP26SC100N2U6Q0N									
SIP36SC125N2U6L0N	125	96x80	80/77x60	9	40	155			200
SIP36SC125N2U6Q0N									
SIP50SC160N2U6L0N	160	135x110	105x76/84	11	55	195			300
SIP50SC160N2U6Q0N									
SIP50SC200N2U6L0N	200	135x110	105x76/84	11	55	235			300
SIP50SC200N2U6Q0N									



fixed castor

FIP22SC080N2U6L0N	080	96x80	80/77x60	9		108			130
FIP22SC080N2U6Q0N									
FIP22SC100N2U6L0N	100	96x80	80/77x60	9		128			150
FIP22SC100N2U6Q0N									
FIP32SC125N2U6L0N	125	96x80	80/77x60	9		155			200
FIP32SC125N2U6Q0N									
FIP55SC160N2U6L0N	160	135x110	105x76/84	11		195			300
FIP55SC160N2U6Q0N									
FIP55SC200N2U6L0N	200	135x110	105x76/84	11		235			300
FIP55SC200N2U6Q0N									



swivel castor with total brake

TIP26SC080N2U6L0N	080	96x80	80/77x60	9	36	108	115		130
TIP26SC080N2U6Q0N									
TIP26SC100N2U6L0N	100	96x80	80/77x60	9	36	128	115		150
TIP26SC100N2U6Q0N									
TIP36SC125N2U6L0N	125	96x80	80/77x60	9	40	155	120		200
TIP36SC125N2U6Q0N									
TIP50SC160N2U6L0N	160	135x110	105x76/84	11	55	195	165		300
TIP50SC160N2U6Q0N									
TIP50SC200N2U6L0N	200	135x110	105x76/84	11	55	235	165		300
TIP50SC200N2U6Q0N									

EXAMPLE FOR APPLICATION

















- ✓ food industry
- ✓ rack trolleys
- ✓ transport containers in canteen kitchens

HIGHLIGHTS AND ADVANTAGES

- ✓ stainless steel version for longlife service
- ✓ noise-reduced running due to the slightly elastic tread
- ✓ particular resistance to acids, oils and fats



bolt hole swivel castor

		 [mm]	 [mm]		 [mm]	 [mm]	 [mm]	 [kg]
HIH36SC080N2U6L0N		080	13		36	106		130
HIH36SC080N2U6Q0N								
HIH36SC100N2U6L0N		100	13		36	126		150
HIH36SC100N2U6Q0N								
HIH86SC125N2U6L0N		125	13		40	153		200
HIH86SC125N2U6Q0N								
HIH9OSC160N2U6L0N		160	13		55	190		300
HIH9OSC160N2U6Q0N								
HIH9OSC200N2U6L0N		200	13		55	230		300
HIH9OSC200N2U6Q0N								



















bolt hole swivel castor with total brake

		 [mm]	 [mm]		 [mm]	 [mm]	 [mm]	 [kg]
BIH36SC080N2U6L0N		080	13		36	106	115	130
BIH36SC080N2U6Q0N								
BIH36SC100N2U6L0N		100	13		36	126	115	150
BIH36SC100N2U6Q0N								
BIH86SC125N2U6L0N		125	13		40	153	120	200
BIH86SC125N2U6Q0N								
BIH9OSC160N2U6L0N		160	13		55	190	165	300
BIH9OSC160N2U6Q0N								
BIH9OSC200N2U6L0N		200	13		55	230	165	300
BIH9OSC200N2U6Q0N								



single wheel

		 [mm]	 [mm]	 [mm]	 [mm]	 ø		 [kg]
080N2U6L0N		080	32	40	12	M8		130
080N2U6Q0N								
100N2U6L0N		100	32	40	12	M8		150
100N2U6Q0N								
125N2U6L0N		125	32	50	12	M8		200
125N2U6Q0N								
160N2U6L0N		160	40	59	20	M12		300
160N2U6Q0N								
200N2U6L0N		200	48	59	20	M12		300
200N2U6Q0N								

N2U6




















SERIES R4E2

rim:	polyamide
tread:	elastic grey 65° shore A
axle bearing:	roller bearing / ball bearing in stainless steel
threadguard:	without / small plastic threadguard
load capacity:	150 kg to 300 kg
wheel diameter:	100 mm to 200 mm
temperature range:	-20°C to +80°C











swivel castor

									
	[mm]	[mm]	[mm]	[mm]	[mm]	[mm]	[mm]	[mm]	[kg]
SIP26SC100R4E2Q0N		100	96x80	80/77x60	9	36	128		150
SIP26SC100R4E2S34									
SIP36SC125R4E2Q0N		125	96x80	80/77x60	9	40	155		200
SIP36SC125R4E2S34									
SIP5OSC160R4E2Q0N		160	135x110	105x76/84	11	55	195		300
SIP5OSC160R4E2S34									
SIP5OSC200R4E2Q0N		200	135x110	105x76/84	11	55	235		300
SIP5OSC200R4E2S34									











fixed castor

FIP22SC100R4E2Q0N		100	96x80	80/77x60	9		128		150
FIP22SC100R4E2S34									
FIP32SC125R4E2Q0N		125	96x80	80/77x60	9		155		200
FIP32SC125R4E2S34									
FIP55SC160R4E2Q0N		160	135x110	105x76/84	11		195		300
FIP55SC160R4E2S34									
FIP55SC200R4E2Q0N		200	135x110	105x76/84	11		235		300
FIP55SC200R4E2S34									



swivel castor with total brake

TIP26SC100R4E2Q0N		100	96x80	80/77x60	9	36	128	115	150
TIP26SC100R4E2S34									
TIP36SC125R4E2Q0N		125	96x80	80/77x60	9	40	155	120	200
TIP36SC125R4E2S34									
TIP5OSC160R4E2Q0N		160	135x110	105x76/84	11	55	195	165	300
TIP5OSC160R4E2S34									
TIP5OSC200R4E2Q0N		200	135x110	105x76/84	11	55	235	165	300
TIP5OSC200R4E2S34									

EXAMPLE FOR APPLICATION















- ✓ food industry
- ✓ rack trolleys
- ✓ transport containers in canteen kitchens

HIGHLIGHTS AND ADVANTAGES

- ✓ stainless steel version for longlife service
- ✓ low-noise running on all surfaces
- ✓ ball bearing as axle bearing for improved rolling resistance















bolt hole swivel castor

		 [mm]	 [mm]		 [mm]	 [mm]	 [mm]	 [kg]
HIH36SC100R4E2Q0N		100	13		36	126		150
HIH36SC100R4E2S34								
HIH86SC125R4E2Q0N		125	13		40	153		200
HIH86SC125R4E2S34								
HIH9OSC160R4E2Q0N		160	13		55	190		300
HIH9OSC160R4E2S34								
HIH9OSC200R4E2Q0N		200	13		55	230		300
HIH9OSC200R4E2S34								

















bolt hole swivel castor with total brake

		 [mm]	 [mm]	 [mm]	 [mm]	 [mm]	 [mm]	 [kg]
BIH36SC100R4E2Q0N		100	13		36	126	115	150
BIH36SC100R4E2S34								
BIH86SC125R4E2Q0N		125	13		40	153	120	200
BIH86SC125R4E2S34								
BIH9OSC160R4E2Q0N		160	13		55	190	165	300
BIH9OSC160R4E2S34								
BIH9OSC200R4E2Q0N		200	13		55	230	165	300
BIH9OSC200R4E2S34								



single wheel

		 [mm]	 [mm]	 [mm]	 [mm]	 ø		 [kg]
100R4E2Q0N		100	35	40	12	M8		150
100R4E2S34					8			
125R4E2Q0N		125	38	50	12	M8		200
125R4E2S34					8			
160R4E2Q0N		160	50	59	20	M12		300
160R4E2S34					12			
200R4E2Q0N		200	50	59	20	M12		300
200R4E2S34					12			

R4E2











SERIES P2W2

rim:	polypropylene
tread:	thermoplastic rubber 85°/ 95° shore A
axle bearing:	plain bearing in stainless steel
threadguard:	without
load capacity:	80 kg to 200 kg
wheel diameter:	80 mm to 200 mm
temperature range:	-20°C to +60°C



swivel castor

		 [mm]	 [mm]	 [mm]	 [mm]	 [mm]	 [mm]	 [mm]	 [kg]
SIP26SC080P2W2L0N	≡	80	96x80	80/77x60	9	36	108		80
SIP26SC100P2W2L0N	≡	100	96x80	80/77x60	9	36	128		100
SIP36SC125P2W2L0N	≡	125	96x80	80/77x60	9	40	155		100
SIP50SC160P2V2L0N	≡	160	135x110	105x76/84	11	55	195		200
SIP50SC200P2V2L0N	≡	200	135x110	105x76/84	11	55	235		200



fixed castor

FIP22SC080P2W2L0N	≡	80	96x80	80/77x60	9		108		80
FIP22SC100P2W2L0N	≡	100	96x80	80/77x60	9		128		100
FIP32SC125P2W2L0N	≡	125	96x80	80/77x60	9		155		100
FIP55SC160P2V2L0N	≡	160	135x110	105x76/84	11		195		200
FIP55SC200P2V2L0N	≡	200	135x110	105x76/84	11		235		200



swivel castor with total brake

TIP26SC080P2W2L0N	≡	80	96x80	80/77x60	9	36	108	115	80
TIP26SC100P2W2L0N	≡	100	96x80	80/77x60	9	36	128	115	100
TIP36SC125P2W2L0N	≡	125	96x80	80/77x60	9	40	155	120	100
TIP50SC160P2V2L0N	≡	160	135x110	105x76/84	11	55	195	165	200
TIP50SC200P2V2L0N	≡	200	135x110	105x76/84	11	55	235	165	200







EXAMPLE FOR APPLICATION

- ✓ food industry
- ✓ rack trolleys
- ✓ transport containers in canteen kitchens







HIGHLIGHTS AND ADVANTAGES

- ✓ stainless steel version for longlife service
- ✓ noise-reduced running on all surfaces
- ✓ sufficient resilience for light applications









		 [mm]	 [mm]			 [mm]	 [mm]	 [mm]	 [kg]
bolt hole swivel castor									
HIH36SC080P2W2L0N	≡	80	13			36	106		80
HIH36SC100P2W2L0N	≡	100	13			36	126		100
HIH86SC125P2W2L0N	≡	125	13			40	153		100
HIH9OSC160P2V2L0N	≡	160	13			55	190		200
HIH9OSC200P2V2L0N	≡	200	13			55	230		200



		 [mm]	 [mm]			 [mm]	 [mm]	 [mm]	 [kg]
bolt hole swivel castor with total brake									
BIH36SC080P2W2L0N	≡	80	13			36	106	115	80
BIH36SC100P2W2L0N	≡	100	13			36	126	115	100
BIH86SC125P2W2L0N	≡	125	13			40	153	120	100
BIH9OSC160P2V2L0N	≡	160	13			55	190	165	200
BIH9OSC200P2V2L0N	≡	200	13			55	230	165	200



		 [mm]	 [mm]	 [mm]	 [mm]	 ø		 [kg]
single wheel								
080P2W2L0N	≡	80	32	40	12	M8		80
100P2W2L0N	≡	100	32	40	12	M8		100
125P2W2L0N	≡	125	32	50	12	M8		100
160P2V2L0N	≡	160	40	59	20	M12		200
200P2V2L0N	≡	200	48	59	20	M12		200

P2W2



CASCOO. WASTE BIN CASTORS.









WASTE BIN CASTORS

Waste bin castors are used at small private rubbish bins up to large public rubbish containers. Due to the robust shape and characteristics the sometimes bulky containers can be moved quickly and easily to the side of the road and, after emptying, back to their parking space. In order to be able to withstand the regular loads without any problems, waste bins must be equipped with strong, durable and weather-resistant castors.








nose wheel
for two-wheel-bins

	 [mm]	 [mm]				 [kg]
200P4S4Z0N	200	50				100








solid steel axle
two-wheel-bins

	 [mm]	 [mm]	 [mm]		
A460SO	460	21.5			
A552SO	552	21.5			








semi-hollow axle
two-wheel-bins

					
A460SE20	460	21.5	2.0		
A552SE20	552	21.5	2.0		



hollow axle
two-wheel-bins

					
A460HO18	460	21.5	1.8		
A552HO18	552	21.5	1.8		
A460HO25	460	21.5	2.5		
A552HO25	552	21.5	2.5		

WASTE BIN CASTORS AT A GLANCE



SERIES P4S4

PP / solid rubber

page 144



SERIES SBS4

steel rim /
solid rubber

page 146



SERIES BAF4

aluminium /
elastic

page 148











SERIES P4S4

rim: polypropylene
 tread: solid rubber black 85° shore A
 axle bearing: plain bearing
 threadguard: without
 load capacity: 205 kg
 wheel diameter: 160 mm to 200 mm
 temperature range: -20°C to +60°C



swivel castor

								
	[mm]	[mm]	[mm]	[mm]	[mm]	[mm]	[mm]	[kg]
SWP53WC200P4S4P0N SWP58WC200P4S4P0N	=	200	135x110	105x84/76	11	55	238	205











swivel castor brake version (steel hook)

CWP53WC200P4S4P0N CWP58WC200P4S4P0N	=	200	135x110	105x84/76	11	55	238	205
--	---	-----	---------	-----------	----	----	-----	-----



swivel castor brake version (adjustable screw)

								
	[mm]	[mm]	[mm]	[mm]	[mm]	[mm]	[mm]	[kg]
AWP53WC200P4S4P0N AWP58WC200P4S4P0N	=	200	135x110	105x84/76	11	55	238	205

EXAMPLE FOR APPLICATION









- ✓ private and public waste containers

HIGHLIGHTS AND ADVANTAGES

- ✓ the proven solid rubber solution for disposal
- ✓ according to the REACH regulations
- ✓ DIN EN 840-5 certified









swivel castor
with central brake

		 [mm]	 [mm]	 [mm]	 [mm]	 [mm]	 [mm]	 [mm]	 [kg]
ZWP53WC200P4S4P0N	=	200	135x110	105x84/76	11	55	238		205



single wheel

		 [mm]	 [mm]	 [mm]	 [mm]	 ø		 [kg]
200P4S4P0N	=	200	50	60	20	12		205











SERIES SBS4

rim: steel rim
 tread: solid rubber black 85° shore A
 axle bearing: roller bearing
 threadguard: without
 load capacity: 205 kg to 300 kg
 wheel diameter: 200 mm to 250 mm
 temperature range: -20°C to +60°C



swivel castor

								
	[mm]	[mm]	[mm]	[mm]	[mm]	[mm]	[mm]	[kg]
SWP53WC200SBS4R0N	200	135x110	105x84/76	11	55	238		205
SWP58WC200SBS4R0N								
SWP54WC250SBS4R0N	250	135x110	105x84/76	11	68	290		300











fixed castor

FWP54WC250SBS4R0N	200	135x110	105x84/76	11		238		205
-------------------	-----	---------	-----------	----	--	-----	--	-----



swivel castor brake version
(steel hook)

								
	[mm]	[mm]	[mm]	[mm]	[mm]	[mm]	[mm]	[kg]
CWP53WC200SBS4R0N	200	135x110	105x84/76	11	55	238		205
CWP58WC200SBS4R0N								

EXAMPLE FOR APPLICATION









- ✓ private and public waste containers

HIGHLIGHTS AND ADVANTAGES

- ✓ the proven solid rubber solution for disposal
- ✓ according to the REACH regulations
- ✓ DIN EN 840-5 certified



swivel castor brake version
(adjustable screw)

								
	[mm]	[mm]	[mm]	[mm]	[mm]	[mm]	[mm]	[kg]
AWP53WC200SBS4R0N	≡	200	135x110	105x84/76	11	55	238	205
AWP58WC200SBS4R0N								
AWP54WC250SBS4R0N	≡	250	135x110	105x84/76	11	68	290	300










swivel castor
with central brake

ZWP53WC200SBS4R0N	≡	200	135x110	105x84/76	11	55	238	205
-------------------	---	-----	---------	-----------	----	----	-----	-----



single wheel

							
	[mm]	[mm]	[mm]	[mm]	∅		[kg]
200SBS4R0N	≡	200	50	60	20	M12	205
250SBS4R0N	≡	250	50	60	20	M12	300















SERIES BAF4

rim: aluminium
 tread: elastic 70° shore A, black
 axle bearing: 6204 double precision ball bearing
 threadguard: without
 load capacity: 350 kg to 500 kg
 wheel diameter: 160 mm to 250 mm
 temperature range: -20°C to +80°C






swivel castor

									
	[mm]	[mm]	[mm]	[mm]	[mm]	[mm]	[mm]	[mm]	[kg]
SWP5BWC160BAF4D0N		160	135x110	105x84/76	11	52	195		350
SWP5BWC200BAF4D0N		200	135x110	105x84/76	11	55	238		450
SWP54WC250BAF4D0N		250	135x110	105x84/76	11	68	290		500















fixed castor

FWP53WC160BAF4D0N		160	135x110	105x84/76	11		195		350
FWP53WC200BAF4D0N		200	135x110	105x84/76	11		238		450
FWP54WC250BAF4D0N		250	135x110	105x84/76	11		290		500



swivel castor brake version
(adjustable screw)

									
	[mm]	[mm]	[mm]	[mm]	[mm]	[mm]	[mm]	[mm]	[kg]
AWP5BWC160BAF4D0N		160	135x110	105x84/76	11	52	195		350
AWP5BWC200BAF4D0N		200	135x110	105x84/76	11	55	238		450
AWP54WC250BAF4D0N		250	135x110	105x84/76	11	68	290		500

EXAMPLE FOR APPLICATION










- ✓ private and public waste containers

HIGHLIGHTS AND ADVANTAGES

- ✓ the solid elastic version especially for heavy containers
- ✓ according to the REACH regulations
- ✓ DIN EN 840-5 certified













swivel castor
with central brake

								
	[mm]	[mm]	[mm]	[mm]	[mm]	[mm]	[mm]	[kg]
ZWP53WC200BAF4D0N		160	135x110	105x84/76	11	52	195	350



single wheel

							
	[mm]	[mm]	[mm]	[mm]	ø		[kg]
160BAF4D0N		160	50	60	20	M12	400
200BAF4D0N		200	50	60	20	M12	500
250BAF4D0N		250	50	60	20	M12	500

BAF4



CASCOO. ESD CASTORS.



ESD CASTORS

In areas where sensitive technology is used, ESD castors play an increasingly important role. Non-existent ESD castors can have negative effects on the stored or transported technology, which can lead to damage and downtime. Electrically conductive castors can provide effective protection against electrostatic discharge. Areas of application are e.g. electrical industry or medical technology.

These castors come along with a plate or bolt hole attachment and different wheel materials.

WHAT IS ESD?

ESD stands for Electro-Static-Discharge. These discharges are voltage breakdowns caused by large potential differences. An example of this is the electrostatic discharge when touching a car door. Here the charged voltage is discharged through the body and a minimal breakdown occurs. In most cases, these breakdowns are hardly perceptible to humans (usually only from around 3,000 volts) and are certainly not dangerous. In the production of electronic components, however, a voltage of 35 volts can be sufficient to damage this component. For this reason, protection against electrostatic discharges is becoming increasingly important in these and other manufacturing industries.

HOW DO ELECTROSTATIC VOLTAGES FORM?

Electrostatic voltages arise from the exchange of charges between two bodies with different voltage potentials. This can happen, for example, when two different materials rub against each other and then separate. The human eye can observe this when rubbing a balloon on clothing or when stretch foil is unwound from a product. The result is a charge exchange on the object with the lower charge, which in some cases can then result in visible sparking during the discharge.

HOW CAN I PROTECT MY PRODUCTS FROM DISCHARGE?

By using the appropriate materials between the product and the floor, you can prevent discharges. If I as a person come into direct contact (with my hands) or indirectly (via a transport trolley) with my product, conductive shoes or, in our area, corresponding conductive wheels and castors are recommended. These castors are made of conductive material. Different wheel rims and treads can be manufactured accordingly. This means that no voltage can arise, as it can be discharged directly into the ground.

WHAT AREAS DO WE BREAK DOWN INTO?

At our wheels and castors we distinguish between the antistatic area and the conductive area. Antistatic castors are assigned in the 10^6 to 10^9 ohmic resistance (Ω) range, electrically conductive castors are assigned in the 10^3 to 10^5 ohmic resistance (Ω) range. It is therefore a matter of a lower resistance, since a correspondingly higher voltage has to be discharged.



ESD CASTORS AT A GLANCE



SERIES P2T2
PP / TPR
light apparatus

page 154



SERIES P2T2
PP / TPR
heavy apparatus

page 156



SERIES P2G2
PP / TPR

page 158



SERIES P2D2
PP / TPR

page 160



SERIES P4S4
PP / solid rubber

page 162



SERIES SWS4
steel rim /
solid rubber

page 164












SERIES P2T2

rim:	polypropylene
tread:	thermoplastic rubber 95° shore A
axle bearing:	plain bearing / ball bearing
threadguard:	without / full covering plastic threadguard
load capacity:	30 kg to 50 kg
wheel diameter:	50 mm to 75 mm
temperature range:	-20°C to +60°C
antistatic (A):	ohmic resistance [Ω]: 10 ⁶ < R < 10 ⁹
electric conductive (E):	ohmic resistance [Ω]: 10 ³ < R < 10 ⁵



swivel castor

									
	[mm]	[mm]	[mm]	[mm]	[mm]	[mm]	[mm]	[mm]	[kg]
SAPA9C0050P2T2P0NA SAPA9C0050P2T2P0NE	≡	50	60X60	48/39X48/39	6,3	25	70		30
SAPA9C0050P2T2B42A SAPA9C0050P2T2B42E	⊞	50	60X60	48/39X48/39	6,3	25	70		30
SAPA2C0075P2T2P0NA SAPA2C0075P2T2P0NE	≡	75	60x60	48/38x48/38	6,3	25	100		50
SAPA2C0075P2T2B42A SAPA2C0075P2T2B42E	⊞	75	60x60	48/38x48/38	6,3	25	100		50



fixed castor

FAPBCC0050P2T2P0NA FAPBCC0050P2T2P0NE	≡	50	55x55	44/38.5X44/38.5	6,3		70		30
FAPBCC0050P2T2B42A FAPBCC0050P2T2B42E	⊞	50	55x55	44/38.5X44/38.5	6,3		70		30
FAPCCC0075P2T2P0NA FAPCCC0075P2T2P0NE	≡	75	67x60	48/38x48/38	6,3		100		50
FAPCCC0075P2T2B42A FAPCCC0075P2T2B42E	⊞	75	67x60	48/40x48/40	6,3		100		50



swivel castor with total brake

TAPA9C0050P2T2P0NA TAPA9C0050P2T2P0NE	≡	50	60X60	48/39X48/39	6,3	25	70	80	30
TAPA9C0050P2T2B42A TAPA9C0050P2T2B42E	⊞	50	60X60	48/39X48/39	6,3	25	70	80	30
TAPA2C0075P2T2P0NA TAPA2C0075P2T2P0NE	≡	75	60x60	48/38x48/38	6,3	25	100	80	50
TAPA2C0075P2T2B42A TAPA2C0075P2T2B42E	⊞	75	60x60	48/38x48/38	6,3	25	100	80	50







EXAMPLE FOR APPLICATION

- ✓ electronic industry
- ✓ medical equipment

HIGHLIGHTS AND ADVANTAGES

- ✓ conductive version
- ✓ noise-reduced running on all surfaces
- ✓ sufficient resilience for light applications









		 [mm]	 [mm]		 [mm]	 [mm]	 [mm]	 [kg]	
bolt hole swivel castor									
HAH19C0050P2T2P0NA HAH19C0050P2T2P0NE	==	50	11		25	70		30	
HAH19C0050P2T2B42A HAH19C0050P2T2B42E	≡	50	11		25	70		30	
HAH12C0075P2T2P0NA HAH12C0075P2T2P0NE	==	75	11		25	100		50	
HAH12C0075P2T2B42A HAH12C0075P2T2B42E	≡	75	11		25	100		50	



		[mm]	[mm]		[mm]	[mm]	[mm]	[kg]
bolt hole swivel castor with total brake								
BAH19C0050P2T2P0NA BAH19C0050P2T2P0NE	==	50	11		25	70	80	30
BAH19C0050P2T2B42A BAH19C0050P2T2B42E	≡	50	11		25	70	80	30
BAH12C0075P2T2P0NA BAH12C0075P2T2P0NE	==	75	11		25	100	80	50
BAH12C0075P2T2B42A BAH12C0075P2T2B42E	≡	75	11		25	100	80	50



		 [mm]	 [mm]	 [mm]	 [mm]	 ø		 [kg]
single wheel								
050P2T2P0NA 050P2T2P0NE	==	50	19	22	8	M6		30
050P2T2B42A 050P2T2B42E	≡	50	19	22	6	M6		30
075P2T2P0NA 075P2T2P0NE	==	75	25	28	8	M6		50
075P2T2B42A 075P2T2B42E	≡	75	25	28	6	M6		50

P2T2












SERIES P2T2

rim:	polypropylene
tread:	thermoplastic rubber 95° shore A
axle bearing:	plain bearing / ball bearing
threadguard:	without / full covering plastic threadguard
load capacity:	70 kg
wheel diameter:	100 mm to 125 mm
temperature range:	-20°C to +60°C
antistatic (A):	ohmic resistance [Ω]: $10^6 < R < 10^9$
electric conductive (E):	ohmic resistance [Ω]: $10^3 < R < 10^5$



swivel castor

									
	[mm]	[mm]	[mm]	[mm]	[mm]	[mm]	[mm]	[mm]	[kg]
SAPE5C0100P2T2P0NA SAPE5C0100P2T2P0NE	≡	100	77x67	61.5/56x51.5/46.5	8,5	37	135		70
SAPE5C0100P2T2B42A SAPE5C0100P2T2B42E	⊠	100	77x67	61.5/56x51.5/46.5	8,5	37	135		70
SAPE5C0125P2T2P0NA SAPE5C0125P2T2P0NE	≡	125	77x67	61.5/56x51.5/46.5	8,5	40	160		70
SAPE5C0125P2T2B42A SAPE5C0125P2T2B42E	⊠	125	77x67	61.5/56x51.5/46.5	8,5	40	160		70



fixed castor

FAPE5C0100P2T2P0NA FAPE5C0100P2T2P0NE	≡	100	77x67	61.5/56x51.5/46.5	8,5		135		70
FAPE5C0100P2T2B42A FAPE5C0100P2T2B42E	⊠	100	77x67	61.5/56x51.5/46.5	8,5		135		70
FAPE5C0125P2T2P0NA FAPE5C0125P2T2P0NE	≡	125	77x67	61.5/56x51.5/46.5	8,5		160		70
FAPE5C0125P2T2B42A FAPE5C0125P2T2B42E	⊠	125	77x67	61.5/56x51.5/46.5	8,5		160		70



swivel castor with total brake

TAPE5C0100P2T2P0NA TAPE5C0100P2T2P0NE	≡	100	77x67	61.5/56x51.5/46.5	8,5	37	135	132	70
TAPE5C0100P2T2B42A TAPE5C0100P2T2B42E	⊠	100	77x67	61.5/56x51.5/46.5	8,5	37	135	132	70
TAPE5C0125P2T2P0NA TAPE5C0125P2T2P0NE	≡	125	77x67	61.5/56x51.5/46.5	8,5	40	160	132	70
TAPE5C0125P2T2B42A TAPE5C0125P2T2B42E	⊠	125	77x67	61.5/56x51.5/46.5	8,5	40	160	132	70







EXAMPLE FOR APPLICATION

- ✓ electronic industry
- ✓ medical equipment

HIGHLIGHTS AND ADVANTAGES

- ✓ conductive version
- ✓ noise-reduced running on all surfaces
- ✓ sufficient resilience for light applications









		 [mm]	 [mm]		 [mm]	 [mm]	 [mm]	 [kg]
bolt hole swivel castor	HAH15C0100P2T2P0NA HAH15C0100P2T2P0NE	=	100	11				70
	HAH15C0100P2T2B42A HAH15C0100P2T2B42E	≡	100	11				70
	HAH15C0125P2T2P0NA HAH15C0125P2T2P0NE	=	125	11				70
	HAH15C0125P2T2B42A HAH15C0125P2T2B42E	≡	125	11				70



bolt hole swivel castor with total brake	BAH15C0100P2T2P0NA BAH15C0100P2T2P0NE	=	100	11			37	135	132	70
	BAH15C0100P2T2B42A BAH15C0100P2T2B42E	≡	100	11			37	135	132	70
	BAH15C0125P2T2P0NA BAH15C0125P2T2P0NE	=	125	11			40	160	132	70
	BAH15C0125P2T2B42A BAH15C0125P2T2B42E	≡	125	11			40	160	132	70



		 [mm]	 [mm]	 [mm]	 [mm]	 ∅		 [kg]
single wheel	100P2T2P0NA 100P2T2P0NE	=	100	32	36	12	M8	70
	100P2T2B42A 100P2T2B42E	≡	100	32	36	8	M8	70
	125P2T2P0NA 125P2T2P0NE	=	125	32	36	12	M8	70
	125P2T2B42A 125P2T2B42E	≡	125	32	36	8	M8	70

P2T2



















SERIES P2G2

rim:	polypropylene
tread:	thermoplastic rubber 65 -75° shore A
axle bearing:	ball bearing
threadguard:	small plastic threadguard
load capacity:	90 kg to 175 kg
wheel diameter:	100 mm to 200 mm
temperature range:	-20°C to +60°C
antistatic (A):	ohmic resistance [Ω]: $10^6 < R < 10^9$
electric conductive (E):	ohmic resistance [Ω]: $10^3 < R < 10^5$











swivel castor

								
	[mm]	[mm]	[mm]	[mm]	[mm]	[mm]	[mm]	[kg]
SBP26WC100P2G2B32A		100	105x80	80/77x60	9	40	125	90
SBP26WC100P2G2B32E		100	105x80	80/77x60	9	40	125	90
SBP35WC125P2G2B32A		125	105x80	80/77x60	9	40	155	120
SBP35WC125P2G2B32E		125	105x80	80/77x60	9	40	155	120
SPP58WC160P2G2B32A		160	135x110	105x84/76	11	55	195	135
SPP58WC160P2G2B32E		160	135x110	105x84/76	11	55	195	135
SPP58WC200P2G2B32A		200	135x110	105x84/76	11	55	235	175
SPP58WC200P2G2B32E		200	135x110	105x84/76	11	55	235	175











fixed castor

FBP22WC100P2G2B32A		100	105x80	80/77x60	9		125	90
FBP22WC100P2G2B32E		100	105x80	80/77x60	9		125	90
FBP32WC125P2G2B32A		125	105x80	80/77x60	9		155	120
FBP32WC125P2G2B32E		125	105x80	80/77x60	9		155	120
FPP55WC160P2G2B32A		160	135x110	105x84/76	11		195	135
FPP55WC160P2G2B32E		160	135x110	105x84/76	11		195	135
FPP55WC200P2G2B32A		200	135x110	105x84/76	11		235	175
FPP55WC200P2G2B32E		200	135x110	105x84/76	11		235	175



swivel castor with total brake

TBP25WC100P2G2B32A		100	105x80	80/77x60	9	40	125	127	90
TBP25WC100P2G2B32E		100	105x80	80/77x60	9	40	125	127	90
TBP35WC125P2G2B32A		125	105x80	80/77x60	9	45	155	127	120
TBP35WC125P2G2B32E		125	105x80	80/77x60	9	45	155	127	120
TPP58WC160P2G2B32A		160	135x110	105x84/76	11	55	195	165	135
TPP58WC160P2G2B32E		160	135x110	105x84/76	11	55	195	165	135
TPP58WC200P2G2B32A		200	135x110	105x84/76	11	55	235	165	175
TPP58WC200P2G2B32E		200	135x110	105x84/76	11	55	235	165	175

EXAMPLE FOR APPLICATION















- ✓ electronic industry
- ✓ medical equipment

HIGHLIGHTS AND ADVANTAGES

- ✓ conductive version
- ✓ low-noise running on all surfaces
- ✓ ball bearing as axle bearing for improved rolling resistance













bolt hole swivel castor

							
	[mm]	[mm]		[mm]	[mm]	[mm]	[kg]
HBH36WC100P2G2B32A		100	13		40	124	90
HBH36WC100P2G2B32E		100	13		40	124	90
HBH85WC125P2G2B32A		125	13		40	154	120
HBH85WC125P2G2B32E		125	13		40	154	120
HPH98WC160P2G2B32A		160	13		55	189	135
HPH98WC160P2G2B32E		160	13		55	189	135
HPH98WC200P2G2B32A		200	13		55	228	175
HPH98WC200P2G2B32E		200	13		55	228	175

















bolt hole swivel castor with total brake

								
	[mm]	[mm]		[mm]	[mm]	[mm]	[kg]	
BBH35WC100P2G2B32A		100	13		40	124	127	90
BBH35WC100P2G2B32E		100	13		40	124	127	90
BBH85WC125P2G2B32A		125	13		45	154	127	120
BBH85WC125P2G2B32E		125	13		45	154	127	120
BPH98WC160P2G2B32A		160	13		55	189	165	135
BPH98WC160P2G2B32E		160	13		55	189	165	135
BPH98WC200P2G2B32A		200	13		55	228	165	175
BPH98WC200P2G2B32E		200	13		55	228	165	175



single wheel

							
	[mm]	[mm]	[mm]	[mm]	ø		[kg]
100P2G2B32A		100	32	40	8	M8	90
100P2G2B32E		100	32	40	8	M8	90
125P2G2B32A		125	35	50	10	M10	120
125P2G2B32E		125	35	50	10	M10	120
160P2G2B32A		160	40	59	12	M12	135
160P2G2B32E		160	40	59	12	M12	135
200P2G2B32A		200	40	59	12	M12	175
200P2G2B32E		200	40	59	12	M12	175













SERIES P2D2

rim:	polypropylene
tread:	thermoplastic rubber 65 -75° shore A
axle bearing:	ball bearing
threadguard:	small plastic threadguard
load capacity:	90 kg - 120 kg
wheel diameter:	100 mm - 125 mm
temperature range:	-20°C to +60°C
antistatic (A):	ohmic resistance [Ω]: $10^6 < R < 10^9$
electric conductive (E):	ohmic resistance [Ω]: $10^3 < R < 10^5$





swivel castor

								
	[mm]	[mm]	[mm]	[mm]	[mm]	[mm]	[mm]	[kg]
SBP26WC100P2D2B32A SBP26WC100P2D2B32E		100	105x80	80/77x60	9	40	125	90
SBP35WC125P2D2B32A SBP35WC125P2D2B32E		125	105x80	80/77x60	9	40	155	120





fixed castor

FBP22WC100P2D2B32A FBP22WC100P2D2B32E		100	105x80	80/77x60	9		125	90
FBP32WC125P2D2B32A FBP32WC125P2D2B32E		125	105x80	80/77x60	9		155	120



swivel castor with total brake

TBP25WC100P2D2B32A TBP25WC100P2D2B32E		100	105x80	80/77x60	9	40	125	127	90
TBP35WC125P2D2B32A TBP35WC125P2D2B32E		125	105x80	80/77x60	9	45	155	127	120

EXAMPLE FOR APPLICATION









- ✓ electronic industry
- ✓ medical equipment

HIGHLIGHTS AND ADVANTAGES

- ✓ conductive version
- ✓ low-noise running on all surfaces
- ✓ ball bearing as axle bearing for improved rolling resistance



bolt hole swivel castor

							
	[mm]	[mm]		[mm]	[mm]	[mm]	[kg]
HBH36WC100P2D2B32A		100	13		40	124	90
HBH36WC100P2D2B32E							
HBH85WC125P2D2B32A		125	13		40	154	120
HBH85WC125P2D2B32E							











bolt hole swivel castor with total brake

								
	[mm]	[mm]		[mm]	[mm]	[mm]	[kg]	
BBH35WC100P2D2B32A		100	13		40	124	127	90
BBH35WC100P2D2B32E								
BBH85WC125P2D2B32A		125	13		40	154	127	120
BBH85WC125P2D2B32E								



single wheel

							
	[mm]	[mm]	[mm]	[mm]	∅	[kg]	
100P2D2B32A		100	36	40	8	M8	90
100P2D2B32E							
125P2D2B32A		125	40	50	10	M10	120
125P2D2B32E							

















SERIES P4S4

rim:	polypropylene
tread:	solid rubber black 85° shore A
axle bearing:	roller bearing
threadguard:	without
load capacity:	50 kg to 140 kg
wheel diameter:	80 mm to 200 mm
temperature range:	-20°C to +60°C
antistatic (A):	ohmic resistance [Ω]: $10^6 < R < 10^9$
electric conductive (E):	ohmic resistance [Ω]: $10^3 < R < 10^5$








swivel castor

									
	[mm]	[mm]	[mm]	[mm]	[mm]	[mm]	[mm]	[mm]	[kg]
SBP26WC080P4S4R0NA SBP26WC080P4S4R0NE		80	105x80	80/77x60	9	40	105		50
SBP26WC100P4S4R0NA SBP26WC100P4S4R0NE		100	105x80	80/77x60	9	40	125		50
SBP35WC125P4S4R0NA SBP35WC125P4S4R0NE		125	105x80	80/77x60	9	40	155		70
SPP58WC160P4S4R0NA SPP58WC160P4S4R0NE		160	135x110	105x84/76	11	55	195		90
SPP58WC200P4S4R0NA SPP58WC200P4S4R0NE		200	135x110	105x84/76	11	55	235		140








fixed castor

FBP22WC080P4S4R0NA FBP22WC080P4S4R0NE		80	105x80	80/77x60	9		105		50
FBP22WC100P4S4R0NA FBP22WC100P4S4R0NE		100	105x80	80/77x60	9		125		50
FBP32WC125P4S4R0NA FBP32WC125P4S4R0NE		125	105x80	80/77x60	9		155		70
FPP55WC160P4S4R0NA FPP55WC160P4S4R0NE		160	135x110	105x84/76	11		195		90
FPP55WC200P4S4R0NA FPP55WC200P4S4R0NE		200	135x110	105x84/76	11		235		140



swivel castor with total brake

TBP25WC080P4S4R0NA TBP25WC080P4S4R0NE		80	105x80	80/77x60	9	40	105	127	50
TBP25WC100P4S4R0NA TBP25WC100P4S4R0NE		100	105x80	80/77x60	9	40	125	127	50
TBP35WC125P4S4R0NA TBP35WC125P4S4R0NE		125	105x80	80/77x60	9	45	155	127	70
TPP58WC160P4S4R0NA TPP58WC160P4S4R0NE		160	135x110	105x84/76	11	55	195	165	90
TPP58WC200P4S4R0NA TPP58WC200P4S4R0NE		200	135x110	105x84/76	11	55	235	165	140

EXAMPLE FOR APPLICATION












- ✓ electronic industry
- ✓ medical equipment

HIGHLIGHTS AND ADVANTAGES

- ✓ conductive version
- ✓ robust everyday helper for indoor and outdoor use
- ✓ at CASCOO: always conform to REACH regulations



bolt hole swivel castor

							
	[mm]	[mm]		[mm]	[mm]	[mm]	[kg]
HBH36WC080P4S4R0NA HBH36WC080P4S4R0NE		80	13		40	104	50
HBH36WC100P4S4R0NA HBH36WC100P4S4R0NE		100	13		40	124	50
HBH85WC125P4S4R0NA HBH85WC125P4S4R0NE		125	13		40	154	70
HPH98WC160P4S4R0NA HPH98WC160P4S4R0NE		160	13		55	189	90
HPH98WC200P4S4R0NA HPH98WC200P4S4R0NE		200	13		55	228	140














bolt hole swivel castor with total brake

								
	[mm]	[mm]		[mm]	[mm]	[mm]	[kg]	
BBH35WC080P4S4R0NA BBH35WC080P4S4R0NE		80	13		40	104	127	50
BBH35WC100P4S4R0NA BBH35WC100P4S4R0NE		100	13		40	124	127	50
BBH85WC125P4S4R0NA BBH85WC125P4S4R0NE		125	13		45	154	127	70
BPH98WC160P4S4R0NA BPH98WC160P4S4R0NE		160	13		55	189	165	90
BPH98WC200P4S4R0NA BPH98WC200P4S4R0NE		200	13		55	228	165	140



single wheel

							
	[mm]	[mm]	[mm]	[mm]	ø	[kg]	
080P4S4R0NA 080P4S4R0NE		80	32	40	12	M8	50
100P4S4R0NA 100P4S4R0NE		100	32	40	12	M8	50
125P4S4R0NA 125P4S4R0NE		125	38	50	15	M10	70
160P4S4R0NA 160P4S4R0NE		160	40	59	20	M12	90
200P4S4R0NA 200P4S4R0NE		200	50	59	20	M12	140



















SERIES SWS4

rim:	steel rim
tread:	solid rubber black 85° shore A
axle bearing:	roller bearing
threadguard:	without
load capacity:	50 kg to 140 kg
wheel diameter:	80 mm to 200 mm
temperature range:	-20°C to +60°C
antistatic (A):	ohmic resistance [Ω]: $10^6 < R < 10^9$
electric conductive (E):	ohmic resistance [Ω]: $10^3 < R < 10^5$








swivel castor

									
	[mm]	[mm]	[mm]	[mm]	[mm]	[mm]	[mm]	[mm]	[kg]
SBP26WC080SWS4R0NA SBP26WC080SWS4R0NE		80	105x80	80/77x60	9	40	105		50
SBP26WC100SWS4R0NA SBP26WC100SWS4R0NE		100	105x80	80/77x60	9	40	125		50
SBP35WC125SWS4R0NA SBP35WC125SWS4R0NE		125	105x80	80/77x60	9	40	155		70
SPP58WC160SWS4R0NA SPP58WC160SWS4R0NE		160	135x110	105x84/76	11	55	195		90
SPP58WC200SWS4R0NA SPP58WC200SWS4R0NE		200	135x110	105x84/76	11	55	235		140








fixed castor

FBP22WC080SWS4R0NA FBP22WC080SWS4R0NE		80	105x80	80/77x60	9		105		50
FBP22WC100SWS4R0NA FBP22WC100SWS4R0NE		100	105x80	80/77x60	9		125		50
FBP32WC125SWS4R0NA FBP32WC125SWS4R0NE		125	105x80	80/77x60	9		155		70
FPP55WC160SWS4R0NA FPP55WC160SWS4R0NE		160	135x110	105x84/76	11		195		90
FPP55WC200SWS4R0NA FPP55WC200SWS4R0NE		200	135x110	105x84/76	11		235		140



swivel castor with total brake

TBP25WC080SWS4R0NA TBP25WC080SWS4R0NE		80	105x80	80/77x60	9	40	105	127	50
TBP25WC100SWS4R0NA TBP25WC100SWS4R0NE		100	105x80	80/77x60	9	40	125	127	50
TBP35WC125SWS4R0NA TBP35WC125SWS4R0NE		125	105x80	80/77x60	9	45	155	127	70
TPP58WC160SWS4R0NA TPP58WC160SWS4R0NE		160	135x110	105x84/76	11	55	195	165	90
TPP58WC200SWS4R0NA TPP58WC200SWS4R0NE		200	135x110	105x84/76	11	55	235	165	140












EXAMPLE FOR APPLICATION

- ✓ electronic industry
- ✓ medical equipment












HIGHLIGHTS AND ADVANTAGES

- ✓ conductive version
- ✓ robust everyday helper for indoor and outdoor use
- ✓ at CASCOO: always conform to REACH regulations














							
	[mm]	[mm]		[mm]	[mm]	[mm]	[kg]
bolt hole swivel castor							
HBH36WC080SWS4R0NA HBH36WC080SWS4R0NE		80	13		40	104	50
HBH36WC100SWS4R0NA HBH36WC100SWS4R0NE		100	13		40	124	50
HBH85WC125SWS4R0NA HBH85WC125SWS4R0NE		125	13		40	154	70
HPH98WC160SWS4R0NA HPH98WC160SWS4R0NE		160	13		55	189	90
HPH98WC200SWS4R0NA HPH98WC200SWS4R0NE		200	13		55	228	140



								
	[mm]	[mm]		[mm]	[mm]	[mm]	[kg]	
bolt hole swivel castor with total brake								
BBH35WC080SWS4R0NA BBH35WC080SWS4R0NE		80	13		40	104	127	50
BBH35WC100SWS4R0NA BBH35WC100SWS4R0NE		100	13		40	124	127	50
BBH85WC125SWS4R0NA BBH85WC125SWS4R0NE		125	13		45	154	127	70
BPH98WC160SWS4R0NA BPH98WC160SWS4R0NE		160	13		55	189	165	90
BPH98WC200SWS4R0NA BPH98WC200SWS4R0NE		200	13		55	228	165	140



							
	[mm]	[mm]	[mm]	[mm]	ø	[mm]	[kg]
single wheel							
080SWS4R0NA 080SWS4R0NE		80	27	40	12	M8	50
100SWS4R0NA 100SWS4R0NE		100	27	40	12	M8	50
125SWS4R0NA 125SWS4R0NE		125	37	50	15	M10	70
160SWS4R0NA 160SWS4R0NE		160	40	59	20	M12	90
200SWS4R0NA 200SWS4R0NE		200	50	59	20	M12	140

SWS4





CASCOO. PLASTIC BODY CASTORS.



PLASTIC BODY CASTORS

Due to their optical and functional design, plastic body castors are often used where castors should create value through their appearance, but on the other hand should be easy to clean due to their smooth surfaces. They are primarily used in medical and kitchen technology, in the furniture sector and wherever a high standard of hygiene is required.

These castors are available with various attachment and locking options.

STEM FIXATION



sizes of stems:

- ✓ 18 x 62 mm
- ✓ 22 x 45 mm
- ✓ 27.5 x 45 mm

CENTRAL LOCKING SYSTEMS



locking system for tube diameter 34 mm,
2 or 3 positionings,
switching shaft at 34.0 mm height from top of the castor

locking system for tube diameter 28 mm,
2 or 3 positionings,
switching shaft at 78.5 mm height from top of the castor

locking system for tube diameter 28 mm,
2 or 3 positionings,
switching shaft at 71.0 mm height from top of the castor

PLASTIC BODY CASTORS AT A GLANCE



SERIES CARA

PP / TPR
ball bearing

page 172



SERIES CARA

PP / TPR
plain bearing

page 174



SERIES CARA

PP / TPR
ball bearing

page 176



SERIES EVA

PA / TPU
ball bearing

page 178



SERIES EVA

PP / TPR
ball bearing

page 180



SERIES EVA

PP / 2-compo-
nent TPR
ball bearing

page 181















SERIES CARA

rim:	polypropylene
tread:	thermoplastic rubber 85° shore A
axle bearing:	plain bearing / ball bearing
threadguard:	without / full covering plastic threadguard
load capacity:	100 kg to 110 kg
wheel diameter:	75 mm to 125 mm
temperature range:	-20°C to +60°C







swivel castor

		 [mm]	 [mm]	 [mm]	 [mm]	 [mm]	 [mm]	 [mm]	 [kg]
SCPESPC100P2A2P0N		100	77x67	61.5/56x51.5/46.5	8.5	38	140		100
SCPESPC100P2A2B42									
SCPESPC125P2A2P0N		125	77x67	61.5/56x51.5/46.5	8.5	37	165		110
SCPESPC125P2A2B42									







swivel castor with total brake

TCPESPC100P2A2P0N		100	77x67	61.5/56x51.5/46.5	8.5	38	140	97	100
TCPESPC100P2A2B42									
TCPESPC125P2A2P0N		125	77x67	61.5/56x51.5/46.5	8.5	37	165	102	110
TCPESPC125P2A2B42									



swivel castor with directional lock

DCPESPC100P2A2B42		100	77x67	61.5/56x51.5/46.5	8.5	38	140	97	100
DCPJSPC100P2A2B42									
DCPESPC125P2A2B42		125	77x67	61.5/56x51.5/46.5	8.5	37	165	102	110
DCPJSPC125P2A2B42									

EXAMPLE FOR APPLICATION













- ✓ medical equipment
- ✓ canteen kitchen equipment

HIGHLIGHTS AND ADVANTAGES

- ✓ highest quality level with ball bearing for swivel rotation
- ✓ ball bearing as axle bearing for improved rolling resistance
- ✓ also available in stainless steel and ESD version



bolt hole swivel castor

		 [mm]	 [mm]			 [mm]	 [mm]	 [mm]	 [kg]
HCH0SRC075P2A2P0N		75	11			30	100		75
HCH0SRC075P2A2B42									
HCH0SPC100P2A2P0N		100	11/13			38	137		100
HCH0SPC100P2A2B42									
HCH0SPC125P2A2P0N		125	11/13			37	161		110
HCH0SPC125P2A2B42									







bolt hole swivel castor with total brake

BCH0SRC075P2A2P0N		75	11			30	100	77	75
BCH0SRC075P2A2B42									
BCH0SPC100P2A2P0N		100	11/13			38	137	97	100
BCH0SPC100P2A2B42									
BCH0SPC125P2A2P0N		125	11/13			37	161	102	110
BCH0SPC125P2A2B42									



bolt hole swivel castor with directional lock

ECH0SPC100P2A2B42		100	11/13			38	137	97	100
ECH0SPC100P2A2B42									
ECH0SPC125P2A2B42		125	11/13			37	161	102	110
ECH0SPC125P2A2B42									











SERIES CARA

rim:	polypropylene
tread:	thermoplastic rubber 85° shore A
axle bearing:	plain bearing
threadguard:	without threadguard
load capacity:	100 kg to 110 kg
wheel diameter:	100 mm to 125 mm
temperature range:	-20°C to +60°C



swivel castor

									
		[mm]	[mm]	[mm]	[mm]	[mm]	[mm]	[mm]	[kg]
SCPESRC100P2A2P0N	=	100	77x67	61.5/56x51.5/46.5	8.5	38	137		100
SCPJSRC100P2A2P0N			95x70	75x50	11				
SCPESRC125P2A2P0N	=	125	77x67	61.5/56x51.5/46.5	8.5	37	161		110
SCPJSRC125P2A2P0N			95x70	75x50	11				



swivel castor with total brake

TCPESRC100P2A2P0N	=	100	77x67	61.5/56x51.5/46.5	8.5	38	137	97	100
TCPJSRC100P2A2P0N			95x70	75x50	11				
TCPESRC125P2A2P0N	=	125	77x67	61.5/56x51.5/46.5	8.5	37	161	102	110
TCPJSRC125P2A2P0N			95x70	75x50	11				



swivel castor with directional lock

DCPESRC100P2A2P0N	=	100	77x67	61.5/56x51.5/46.5	8.5	38	137	97	100
DCPJSRC100P2A2P0N			95x70	75x50	11				
DCPESRC125P2A2P0N	=	125	77x67	61.5/56x51.5/46.5	8.5	37	161	102	110
DCPJSRC125P2A2P0N			95x70	75x50	11				







EXAMPLE FOR APPLICATION

- ✓ medical equipment
- ✓ canteen kitchen equipment

HIGHLIGHTS AND ADVANTAGES

- ✓ Price breaker due to double ball race and plain bearing wheel
- ✓ also available in stainless steel and ESD version
- ✓ can be combined with stems or expanders



		 [mm]	 [mm]			 [mm]	 [mm]	 [mm]	 [kg]
bolt hole swivel castor									
HCH0SRC100P2A2P0N	=	100	11/13			38	137		100
HCH0SRC125P2A2P0N	=	125	11/13			37	162		110



bolt hole swivel castor with total brake									
BCH0SRC100P2A2P0N	=	100	11/13			38	137	97	100
BCH0SRC125P2A2P0N	=	125	11/13			37	162	102	110



bolt hole swivel castor with directional lock									
ECH0SRC100P2A2P0N	=	100	11/13			38	137	97	100
ECH0SRC125P2A2P0N	=	125	11/13			37	162	102	110














SERIES CARA

rim: polypropylene
 tread: thermoplastic rubber 85° shore A (grey) + thermoplastic rubber 65° shore A (blue)
 axle bearing: ball bearing
 threadguard: full covering plastic threadguard
 load capacity: 100 kg to 110 kg
 wheel diameter: 100 mm to 125 mm
 temperature range: -20°C to +60°C





swivel castor

									
	[mm]	[mm]	[mm]	[mm]	[mm]	[mm]	[mm]	[mm]	[kg]
SCPESPC100P2Q2B42		100	77x67 95x70	61.5/56x51.5/46.5	8.5 11	38	140		100
SCPJSPC100P2Q2B42									
SCPESPC125P2Q2B42		125	77x67 95x70	61.5/56x51.5/46.5	8.5 11	37	165		110
SCPJSPC125P2Q2B42									





swivel castor with total brake

TCPEPSPC100P2Q2B42		100	77x67 95x70	61.5/56x51.5/46.5	8.5 11	38	140		100
TCPJSPC100P2Q2B42									
TCPEPSPC125P2Q2B42		125	77x67 95x70	61.5/56x51.5/46.5	8.5 11	37	165		110
TCPJSPC125P2Q2B42									



swivel castor with directional lock

DCPEPSPC100P2Q2B42		100	77x67 95x70	61.5/56x51.5/46.5	8.5 11	38	140		100
DCPJSPC100P2Q2B42									
DCPEPSPC125P2Q2B42		125	77x67 95x70	61.5/56x51.5/46.5	8.5 11	37	165		110
DCPJSPC125P2Q2B42									

EXAMPLE FOR APPLICATION









- ✓ medical equipment
- ✓ canteen kitchen equipment

HIGHLIGHTS AND ADVANTAGES

- ✓ highest quality level with ball bearing for swivel rotation
- ✓ ball bearing as axle bearing for improved rolling resistance
- ✓ silent run due to 2-component-technique





bolt hole swivel castor

							
	[mm]	[mm]		[mm]	[mm]	[mm]	[kg]
HCH0SPC100P2Q2B42		100	11/13	38	137		100
HCH0SPC125P2Q2B42		125	11/13	37	162		110





bolt hole swivel castor with total brake

BCH0SPC100P2Q2B42		100	11/13	38	137	97	100
BCH0SPC125P2Q2B42		125	11/13	37	162	102	110



bolt hole swivel castor with directional lock

ECH0SPC100P2Q2B42		100	11/13	38	137	97	100
ECH0SPC125P2Q2B42		125	11/13	37	162	102	110











SERIES EVA

rim:	polyamide
tread:	thermoplastic polyurethane 95° shore A
axle bearing:	ball bearing
threadguard:	full covering plastic threadguard
load capacity:	110 kg
wheel diameter:	125 mm
temperature range:	-20°C to +60°C



bolt hole swivel castor

							
	[mm]	[mm]	[mm]	[mm]	[mm]	[mm]	[kg]
HVH0SPC125N0U2B40	 125		13	40	143	108	110



bolt hole swivel castor with total brake

BVH0SPC125N0U2B40	 125		13	40	143	129	110
-------------------	---	--	----	----	-----	-----	-----

EXAMPLE FOR APPLICATION

- ✓ medical equipment
- ✓ canteen kitchen equipment

HIGHLIGHTS AND ADVANTAGES


- ✓ also available as stainless steel version
- ✓ can be combined with circlip or threaded stems



reddot winner 2021



Our „EVA“ concept was awarded the Red Dot Award in 2021. High quality combined with high quality design – our “EVA” concept.



EVA





SERIES EVA

rim: polypropylene
 tread: thermoplastic rubber 85° shore A
 axle bearing: ball bearing
 threadguard: full covering plastic threadguard
 load capacity: 110 kg
 wheel diameter: 125 mm
 temperature range: -20°C to +60°C



							
	[mm]	[mm]	[mm]	[mm]	[mm]	[mm]	[kg]
bolt hole swivel castor							
HVH0SPC125P0T2B40	 125		13	40	143	108	110



bolt hole swivel castor with total brake							
BVH0SPC125P0T2B40	 125		13	40	143	129	110





SERIES EVA

rim: polypropylene
 tread: thermoplastic rubber 85° / 65° shore A
 axle bearing: ball bearing
 threadguard: full covering plastic threadguard
 load capacity: 110 kg
 wheel diameter: 125 mm
 temperature range: -20°C to +60°C



bolt hole swivel castor

							
	[mm]		[mm]	[mm]	[mm]	[mm]	[kg]
HVH0SPC125P0Q2B40	 125		13	40	143	108	110



bolt hole swivel castor with total brake

BVH0SPC125P0Q2B40	 125		13	40	143	129	110
-------------------	---	--	----	----	-----	-----	-----



CASCOO. SPECIAL APPLICATIONS.



SPECIAL APPLICATIONS.

Far away from our standard we have developed different castor variants over the years that differ from the well-known standard in terms of material, diameter or design in order to achieve the greatest possible benefit in their areas of application. On the following pages you will get an insight into the most diverse areas of application and special constructions. If you don't find the right solution, please do not hesitate to contact us.

On the following pages we present our extensive range of castors for special applications.



SPECIAL APPLICATIONS AT A GLANCE



**SHOPPING CASTORS
SERIES P2T2**
PP / TPR

page 186



**SHOPPING CASTORS
SERIES U2U2**
PU

page 187



**ROLL CONTAINER
CASTORS 108 MM
SERIES P0P0**
PP

page 188



**ROLL CONTAINER
CASTORS 108 MM
SERIES N0N0**
PA

page 190



**CASTORS FOR
TRANSPORT TROLLEYS
SERIES G0P0 AND L0N0**
PP and PA

page 192



**CASTORS FOR
TRANSPORT TROLLEYS
SERIES P2A2**
PP / TPR

page 196



**CASTORS FOR
TRANSPORT TROLLEYS
SERIES L4E1**
PA / elastic

page 198



**CASTORS FOR
TRANSPORT TROLLEYS
SERIES P2W2**
PP / TPR

page 200



**CASTORS FOR BAKERIES
SERIES C4C4**
PA with fiberglass

page 202




**CASTORS FOR THEATERS
SERIES AAU4**
aluminium / PU

page 204



**FLIGHTCASE CASTORS
SERIES R4M1 / R4E1 / R4F1**
PA / elastic

page 206



**COMPACT CASTORS
SERIES SWU5**
steel rim / PU

page 208



**AGV CASTORS
SERIES P2V2 AND R4E2**
PP / TPR and
PA / elastic

page 210



**CASTORS FOR POSTAL
SERVICE TROLLEYS
SERIES BAF4**
aluminium / elastic

page 212



**CASTORS WITH CENTRAL
LOCKING DIRECTIONAL
SYSTEM - SERIES P2D2**
PP / TPR

page 214



**SCAFFOLD CASTORS
SERIES N0N0 AND N2U6**
PA and PA / TPU






page 216

SHOPPING CASTORS SERIES P2A2



rim: polypropylene
 tread: thermoplastic rubber 95° shore A
 axle bearing: ball bearing
 threadguard: full covering plastic threadguard
 load capacity: 75 kg to 100 kg
 wheel diameter: 75 mm to 125 mm
 temperature range: -20°C to +60°C



bolt hole swivel castor							
	[mm]	[mm]		[mm]	[mm]		[kg]
HEHE5WC100P2A2B42	100	11		36	128		100
HEHF5WC100P2A2B42							
HEHG5WC100P2A2B42							
HEHA5WC125P2A2B42	125	13		38	155		100
HEHB5WC125P2A2B42							
HEHD5WC125P2A2B42							

bolt hole versions:



item number: HEHE5CC100
 item number: HEHA5CC125
 bolt hole like apparatus









item number: HEHF5CC100
 item number: HEHB5CC125
 bolt hole / additional rivet



item number: HEHG5CC100
 item number: HEHD5CC125
 bolt hole / hexagonal rivet








single wheel							
	[mm]	[mm]	[mm]	[mm]	∅		[kg]
075P2A2B42	075	25	28	6	M6		75
100P2A2B42	100	32	36	8	M8		100
125P2A2B42	125	32	40	8	M8		100

HIGHLIGHTS AND ADVANTAGES

- ✓ especially designed for the demand of the application
- ✓ high loads in wide temperature ranges
- ✓ noise-reduced running due to the slightly elastic tread








	 [mm]	 [mm]		 [mm]	 [mm]		 [kg]
bolt hole swivel castor							
HEB25WC125P2A2B42	125	12		40	155		100

**SHOPPING CASTORS
SERIES U2U2**

rim:	polyurethane
tread:	polyurethane
axle bearing:	ball bearing
threadguard:	small plastic threadguard
load capacity:	80 kg
wheel diameter:	125 mm
temperature range:	-20°C to +60°C



	 [mm]	 [mm]		 [mm]	 [mm]		 [kg]
bolt hole swivel castor							
HEC25WC125U2U2B32	125	12		38	155		80













ROLL CONTAINER CASTORS 108 MM SERIES POPO

rim: polypropylene
 tread: polypropylene
 axle bearing: roller bearing / ball bearing
 threadguard: small metal or plastic threadguard
 load capacity: 100 kg to 150 kg
 wheel diameter: 108 mm
 temperature range: -20°C to +60°C





swivel castor

								
	[mm]	[mm]	[mm]	[mm]	[mm]	[mm]	[mm]	[kg]
SBP25WC108POP0R1W		108	105x80	80/77x60	9	40	132	150
SBP25WC108POP0B30		108	105x80	80/77x60	9	40	132	150





fixed castor

FBP22WC108POP0R1W		108	105x80	80/77x60	9		132	150
FBP22WC108POP0B30		108	105x80	80/77x60	9		132	150



swivel castor with total brake

TBP25WC108POP0R1W		108	105x80	80/77x60	9	45	132	127	150
TBP25WC108POP0B30		108	105x80	80/77x60	9	45	132	127	150









EXAMPLE FOR APPLICATION

- ✓ roll containers with plastic, metal or wooden base
- ✓ various mobile storage and transport devices









HIGHLIGHTS AND ADVANTAGES

- ✓ flexible allday helper
- ✓ price-performance-ratio
- ✓ low starting resistance and therefore energy-saving











		 [mm]	 [mm]		 [mm]	 [mm]	 [mm]	 [kg]
bolt hole swivel castor								
HBH35WC108P0P0R1W		108	13		40	131		100
HBH35WC108P0P0B30		108	13		40	131		100



		 [mm]	 [mm]		 [mm]	 [mm]	 [mm]	 [kg]
bolt hole swivel castor with total brake								
BBH35WC108P0P0R1W		108	13		45	131	127	100
BBH35WC108P0P0B30		108	13		45	131	127	100



		 [mm]	 [mm]	 [mm]	 [mm]	 ø		 [kg]
single wheel								
108P0P0R1W		108	36	40	12	M8		150
108P0P0B30		108	36	40	8	M8		150

POPO














ROLL CONTAINER CASTORS 108 MM SERIES N0N0

rim: polyamide
 tread: polyamide
 axle bearing: roller bearing / ball bearing
 threadguard: small metal or plastic threadguard
 load capacity: 150 kg to 200 kg
 wheel diameter: 108 mm
 temperature range: -40°C to +80°C






swivel castor

								
	[mm]	[mm]	[mm]	[mm]	[mm]	[mm]	[mm]	[kg]
SBP25WC108N0N0R1W		108	105x80	80/77x60	9	40	132	200
SPP21WC108H0N0R1W		108	105x80	80/77x60	9	40	132	200
SPP21WC108N0N0B30		108	105x80	80/77x60	9	40	132	200







fixed castor

FBP22WC108N0N0R1W		108	105x80	80/77x60	9		132	200
FPP22WC108H0N0R1W		108	105x80	80/77x60	9		132	200
FPP22WC108N0N0B30		108	105x80	80/77x60	9		132	200




fixed castor strengthened

FPP65WC108H0N0R1W		108	105x80	80/77x60	9		132	200
FPP65WC108N0N0B30		108	105x80	80/77x60	9		132	200
FPP63WC108H0N0R1W		108	105x80	80/77x60	9		132	200
FPP63WC108N0N0B30		108	105x80	80/77x60	9		132	200



fixed castor with forklift protection

FPP74WC108H0N0R1W		108	100x90	78x60	9		132	200
-------------------	---	-----	--------	-------	---	--	-----	-----















EXAMPLE FOR APPLICATION

- ✓ roll containers with plastic, metal or wooden base
- ✓ various mobile storage and transport devices
- ✓ deep freeze roll containers









HIGHLIGHTS AND ADVANTAGES

- ✓ flexible allday helper
- ✓ price-performance-ratio
- ✓ low starting resistance and therefore energy-saving











									
	[mm]	[mm]	[mm]	[mm]	[mm]	[mm]	[mm]	[mm]	[kg]
swivel castor with total brake									
TBP25WC108N0N0R1W		108	105x80	80/77x60	9	40	132	127	200
TPP21WC108H0N0R1W		108	105x80	80/77x60	9	40	132	127	200
TPP21WC108N0N0B30		108	105x80	80/77x60	9	40	132	127	200











							
	[mm]	[mm]		[mm]	[mm]	[mm]	[kg]
bolt hole swivel castor							
HPH35WC108H0N0R1W		108	13		40	131	150
HPH35WC108N0N0B30		108	13		40	131	150



							
	[mm]	[mm]		[mm]	[mm]	[mm]	[kg]
bolt hole swivel castor with total brake							
BPH35WC108H0N0R1W		108	13		40	131	127
BPH35WC108N0N0B30		108	13		40	131	127



							
	[mm]	[mm]	[mm]	[mm]	ø		[kg]
single wheel							
108H0N0R1W		108	36	40	12	M8	200
108H0N0B30		108	36	40	8	M8	200

N10N1










CASTORS FOR TRANSPORT TROLLEYS SERIES G0P0

rim:	polypropylene
tread:	polypropylene
axle bearing:	plain bearing
threadguard:	without
load capacity:	100 kg
wheel diameter:	100 mm
temperature range:	-20°C to +60°C



swivel castor

							
	[mm]	[mm]	[mm]	[mm]	[mm]	[mm]	[kg]
HEP05W0100G0P0P0N	100	11	64x64	34	125		100
HER05W0100G0P0P0N	100	M10	64x64	34	125		100



fixed castor

FEP05W0100G0P0P0N	100	11	64x64	34	125		100
FER05W0100G0P0P0N	100	M10	64x64	34	125		100



swivel castor with total brake

BEP05W0100G0P0P0N	100	11	64x64	34	125		100
BER05W0100G0P0P0N	100	M10	64x64	34	125		100



bolt hole swivel castor

HEHE5W0100G0P0P0N	100	11		34	125		100
HEQE5W0100G0P0P0N	100	M10		34	125		100







DOLLY

HIGHLIGHTS AND ADVANTAGES

- ✓ for transport trolleys with bolt hole adjustment
- ✓ fixation by round ball track or as well by supporting plate 64 x 64 mm
- ✓ also available with inner thread in the bolt hole









bolt hole swivel castor with total brake

		 [mm]	 [mm]		 [mm]	 [mm]	 [mm]	 [kg]
BEHE5W0100GOP0P0N	≡	100	11		34	125		100
BEQE5W0100GOP0P0N	≡	100	M10		34	125		100



single wheel

		 [mm]	 [mm]	 [mm]	 [mm]	 ø		 [kg]
100GOP0P0N	≡	100	32	36	12	M8		100

GOP0








CASTORS FOR TRANSPORT TROLLEYS SERIES LON0



rim: polyamide
 tread: polyamide
 axle bearing: plain bearing
 threadguard: without
 load capacity: 100 kg
 wheel diameter: 100 mm
 temperature range: -20°C to +60°C



swivel castor

		 [mm]	 [mm]	 [mm]	 [mm]	 [mm]	 [mm]	 [kg]
HEP05W0100LON0P0N	≡	100	11	64x64	34	125		100
HER05W0100LON0P0N	≡	100	M10	64x64	34	125		100



fixed castor

FEP05W0100LON0P0N	≡	100	11	64x64	34	125		100
FER05W0100LON0P0N	≡	100	M10	64x64	34	125		100









swivel castor with total brake

BEP05W0100LON0P0N	≡	100	11	64x64	34	125		100
BER05W0100LON0P0N	≡	100	M10	64x64	34	125		100

HIGHLIGHTS AND ADVANTAGES

- ✓ for transport trolleys with bolt hole adjustment
- ✓ fixation by round ball track or as well by supporting plate 64 x 64 mm
- ✓ also available with inner thread in the bolt hole





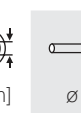



		 [mm]	 [mm]		 [mm]	 [mm]	 [mm]	 [kg]
bolt hole swivel castor								
HEHE5W0100L0N0P0N	≡	100	11		34	125		100
HEQE5W0100L0N0P0N	≡	100	M10		34	125		100



bolt hole swivel castor with total brake								
BEHE5W0100L0N0P0N	≡	100	11		34	125		100
BEQE5W0100L0N0P0N	≡	100	M10		34	125		100



		 [mm]	 [mm]	 [mm]	 [mm]	 ∅		 [kg]
single wheel								
100L0N0P0N	≡	100	32	36	12	M8		100

L0N0










CASTORS FOR TRANSPORT TROLLEYS SERIES P2A2

rim: polypropylene
 tread: thermoplastic rubber 95° shore A
 axle bearing: plain bearing
 threadguard: without
 load capacity: 100 kg
 wheel diameter: 100 mm
 temperature range: -20°C to +60°C



swivel castor

		 [mm]	 [mm]	 [mm]	 [mm]	 [mm]	 [mm]	 [kg]
HEP05W0100P2A2P0N	≡	100		64x64	34	125		100
HER05W0100P2A2P0N	≡	100		64x64	34	125		100



fixed castor

FEP05W0100P2A2P0N	≡	100	11	64x64	34	125		100
FER05W0100P2A2P0N	≡	100	M10	64x64	34	125		100









swivel castor with total brake

BEP05W0100P2A2P0N	≡	100	11	64x64	34	125		100
BER05W0100P2A2P0N	≡	100	M10	64x64	34	125		100

HIGHLIGHTS AND ADVANTAGES

- ✓ for transport trolleys with bolt hole adjustment
- ✓ fixation by round ball track or as well by supporting plate 64 x 64 mm
- ✓ also available with inner thread in the bolt hole









		 [mm]	 [mm]		 [mm]	 [mm]	 [mm]	 [kg]
bolt hole swivel castor								
HEHE5W0100P2A2P0N	≡	100	11		34	125		100
HEQE5W0100P2A2P0N	≡	100	M10		34	125		100



bolt hole swivel castor with total brake								
BEHE5W0100P2A2P0N	≡	100	11		34	125		100
BEQE5W0100P2A2P0N	≡	100	M10		34	125		100



		 [mm]	 [mm]	 [mm]	 [mm]	 [mm]	 [kg]
single wheel							
100P2A2P0N	≡	100	32	36	12	M8	100












CASTORS FOR TRANSPORT TROLLEYS SERIES L4E1

rim: polyamide
 tread: elastic blue 65° shore A
 axle bearing: roller bearing
 threadguard: without
 load capacity: 100 kg
 wheel diameter: 100 mm
 temperature range: -20°C to +60°C





swivel castor

							
	[mm]	[mm]	[mm]	[mm]	[mm]	[mm]	[kg]
HEP05W0100L4E1R0N		100	11	64x64	34	125	100
HER05W0100L4E1R0N		100	M10	64x64	34	125	100





fixed castor

FEP05W0100L4E1R0N		100	11	64x64	34	125	100
FER05W0100L4E1R0N		100	M10	64x64	34	125	100











swivel castor with total brake

BEP05W0100L4E1R0N		100	11	64x64	34	125	100
BER05W0100L4E1R0N		100	M10	64x64	34	125	100









HIGHLIGHTS AND ADVANTAGES

- ✓ for transport trolleys with bolt hole adjustment
- ✓ fixation by round ball track or as well by supporting plate 64 x 64 mm
- ✓ also available with inner thread in the bolt hole










		 [mm]	 [mm]		 [mm]	 [mm]	 [mm]	 [kg]
bolt hole swivel castor								
HEHE5W0100L4E1R0N		100	11		34	125		100
HEQE5W0100L4E1R0N		100	M10		34	125		100



		 [mm]	 [mm]		 [mm]	 [mm]	 [mm]	 [kg]
bolt hole swivel castor with total brake								
BEHE5W0100L4E1R0N		100	11		34	125		100
BEQE5W0100L4E1R0N		100	M10		34	125		100



		 [mm]	 [mm]	 [mm]	 [mm]	 [mm]	 [kg]
single wheel							
100L4E1R0N		100	32	36	12	M8	100










CASTORS FOR TRANSPORT TROLLEYS SERIES P2W2

rim: polypropylene
 tread: thermoplastic rubber 95° shore A
 axle bearing: roller bearing
 threadguard: without
 load capacity: 100 kg
 wheel diameter: 100 mm
 temperature range: -20°C to +60°C



swivel castor

							
	[mm]	[mm]	[mm]	[mm]	[mm]	[mm]	[kg]
SBP26WC100P2W2P0N	100	105x80	80/77x60	9	40	105	80
SBP26WC100P2W2R1W	100	105x80	80/77x60	9	40	125	100



fixed castor

FBP22WC100P2W2P0N	100	105x80	80/77x60	9		105	80
FBP22WC100P2W2R1W	100	105x80	80/77x60	9		125	100



swivel castor with total brake

TBP25WC100P2W2P0N	100	105x80	80/77x60	9	45	105	127	80
TBP25WC100P2W2R1W	100	105x80	80/77x60	9	45	125	127	100

DOLLY

HIGHLIGHTS AND ADVANTAGES

- ✓ for transport trolleys with plate adjustment
- ✓ fixation by plate with hole pattern 80 x 60 mm
- ✓ longlife service due to injected steel tube



P2W2











CASTORS FOR BAKERIES SERIES C4C4

rim:	polyamide with fiberglass
tread:	polyamide with fiberglass
axle bearing:	plain bearing
threadguard:	without
load capacity:	100 kg to 130 kg
wheel diameter:	100 mm to 125 mm
temperature range:	-20°C to +250°C

GALVANIZED STEEL VERSION



swivel castor

								
	[mm]	[mm]	[mm]	[mm]	[mm]	[mm]	[mm]	[kg]
SPP21WC100C4C4P0N	100	105x80	80/77x60	9	40	128		100
SPP31WC125C4C4P0N	125	105x80	80/77x60	9	40	155		130



fixed castor

FPP22WC100C4C4P0N	100	105x80	80/77x60	9		128		100
FPP35WC125C4C4P0N	125	105x80	80/77x60	9		155		130









swivel castor with total brake

TPP21WC100C4C4P0N	100	105x80	80/77x60	9	45	128	127	100
TPP31WC125C4C4P0N	125	105x80	80/77x60	9	45	155	127	130



single wheel

						
	[mm]	[mm]	[mm]	[mm]	∅	[kg]
100C4C4P0N	100	34	40	12	M8	100
125C4C4P0N	125	32	50	12	M8	130

BAKERY

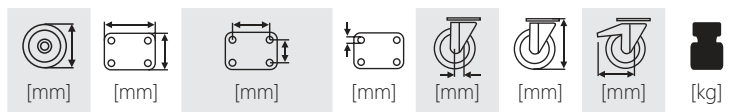
HIGHLIGHTS AND ADVANTAGES

- ✓ heat-resistant up to +250° C
- ✓ available in galvanized steel or stainless steel

STAINLESS STEEL VERSION



swivel castor



		[mm]	[mm]	[mm]	[mm]	[mm]	[mm]	[mm]	[kg]
SIP26SC100C4C4L0N	≡	100	96x80	80/77x60	9	40	128		100
SIP36SC125C4C4L0N	≡	125	96x80	80/77x60	9	40	155		130



fixed castor

		[mm]	[mm]	[mm]	[mm]	[mm]	[mm]	[mm]	[kg]
FIP22SC100C4C4L0N	≡	100	96x80	80/77x60	9		128		100
FIP32SC125C4C4L0N	≡	125	96x80	80/77x60	9		155		130



swivel castor with total brake

		[mm]	[mm]	[mm]	[mm]	[mm]	[mm]	[mm]	[kg]
TIP26SC100C4C4L0N	≡	100	96x80	80/77x60	9	45	128	127	100
TIP36SC125C4C4L0N	≡	125	96x80	80/77x60	9	45	155	127	130



single wheel



		[mm]	[mm]	[mm]	[mm]	∅		[kg]
100C4C4L0N	≡	100	34	40	12	M8		100
125C4C4L0N	≡	125	32	50	12	M8		130














CASTORS FOR THEATERS SERIES AAU4

rim: aluminium
 tread: polyurethane black 92° shore A
 axle bearing: double ball bearing
 threadguard: without
 load capacity: 250 kg to 300 kg
 wheel diameter: 100 mm to 125 mm
 temperature range: -20°C to +80°C





swivel castor

									
	[mm]	[mm]	[mm]	[mm]	[mm]	[mm]	[mm]	[mm]	[kg]
SPP47KC100AAU4D0N		100	135x110	105x84/76	11	50	128		250
SPP47KC125AAU4D0N		125	135x110	105x84/76	11	50	155		300





fixed castor

FPP43KC100AAU4D0N		100	135x110	105x84/76	11		128		250
FPP43KC125AAU4D0N		125	135x110	105x84/76	11		155		300




swivel castor with total brake

TPP47KC100AAU4D0N		100	135x110	105x84/76	11	55	128	154	250
TPP47KC125AAU4D0N		125	135x110	105x84/76	11	55	155	154	300



Flexi Slider

FS001KAAU4		100	135x110	105x84/76	11	193	159	386	600
------------	---	-----	---------	-----------	----	-----	-----	-----	-----

also available in different colours



FS001KAAU5



FS001KAA7

THEATER

HIGHLIGHTS AND ADVANTAGES

- ✓ strong range for heavy stages
- ✓ reduced reflection of light due to the black housing

AAU4


















FLIGHTCASE CASTORS SERIES R4M1 / R4E1

rim:	polyamide
tread:	elastic blue 75° / 65° shore A
axle bearing:	roller bearing / ball bearing
threadguard:	small plastic threadguard
load capacity:	160 kg to 200 kg
wheel diameter:	100 mm
temperature range:	-20°C to +80°C







swivel castor

									
	[mm]	[mm]	[mm]	[mm]	[mm]	[mm]	[mm]	[mm]	[kg]
SBP25WC100R4M1R0N		100	105x80	80/77x60	9	40	125		160
SPP21WC100R4E1B34		100	105x80	80/77x60	9	40	128		200
SUPERB housing: top plate: 4.0 mm / fork thickness: 3.5 mm									
SPP2BWC100R4M1R0N		100	105x80	80/77x60	9	40	128		160
SPP2BWC100R4E1B34		100	105x80	80/77x60	9	40	128		200



swivel castor with total brake

TBP25WC100R4M1R0N		100	105x80	80/77x60	9	40	125	127	160
TPP21WC100R4E1B34		100	105x80	80/77x60	9	40	128	127	200
SUPERB housing: top plate: 4.0 mm / fork thickness: 3.5 mm									
TPP2BWC100R4M1R0N		100	105x80	80/77x60	9	40	128	127	160
TPP2BWC100R4E1B34		100	105x80	80/77x60	9	40	128	127	200

FLIGHT











HIGHLIGHTS AND ADVANTAGES

- ✓ R4M1 wheel with extra wide tread
- ✓ can be combined with standard wheels or housings
- ✓ as black line version on request

SUPERB HOUSING WITH SELF-ALIGNING FUNCTION





swivel castor

								
	[mm]	[mm]	[mm]	[mm]	[mm]	[mm]	[mm]	[kg]
SSP2BWC100R4M1R0N		100	105x80	80/77x60	9	40	128	200
SSP2BWC100R4E1B34		100	105x80	80/77x60	9	40	128	200











swivel castor with total brake


TSP2BWC100R4M1R0N		100	105x80	80/77x60	9	40	128	127	200
TSP2BWC100R4E1B34		100	105x80	80/77x60	9	40	128	127	200



single wheel

							
	[mm]	[mm]	[mm]	[mm]	∅	[kg]	
100R4M1R0N		100	35	40	12	M8	160
100R4E1B34		100	35	40	8	M8	200













COMPACT CASTORS SERIES SWU5



rim: steel rim
 tread: polyurethane 95° shore A
 axle bearing: double ball bearing
 threadguard: without
 load capacity: 100 kg to 150 kg
 wheel diameter: 35 mm to 60 mm
 temperature range: -20°C to +60°C






swivel castor

									
	[mm]	[mm]	[mm]	[mm]	[mm]	[mm]	[mm]	[mm]	[kg]
SZPA6WC035SWU5D0N		35	60x60	48/38x48/38	6,3	15	52,5	32,5	100
SZPS1WC050SWU5D0N		50	90x66	75/61x51/45	8,5	29	73	54	150
SZP21WC060SWU5D0N		60	105x80	80x60	9,2	33	80	63	150












swivel castor with wheel brake

TZPA6WC035SWU5D0N		35	60x60	48/38x48/38	6,3	15	52,5		100
TZPS1WC050SWU5D0N		50	90x66	75/61x51/45	8,5	29	73		150
TZP21WC060SWU5D0N		60	105x80	80x60	9,2	33	80		150



bolt hole swivel castor

								
	[mm]	[mm]		[mm]	[mm]	[mm]	[kg]	
HZH12WC035SWU5D0N		35	10,5		15	50	32,5	100
HZH35WC050SWU5D0N		50	13		29	70	54	150
HZH35WC060SWU5D0N		60	13		33	80	63	150



EXAMPLE FOR APPLICATION











- ✓ display construction and shopfitting
- ✓ AGV applications

HIGHLIGHTS AND ADVANTAGES

- ✓ resistance to acids, oils and fats
- ✓ high load capacities at low total heights



bolt hole swivel castor with wheel brake

	 [mm]	 [mm]		 [mm]	 [mm]	 [mm]	 [kg]	
BZH12WC035SWU5D0N	 35	10,5				15	50	100
BZH35WC050SWU5D0N	 50	13				29	70	150
BZH35WC060SWU5D0N	 60	13				33	80	150













SERIES SWU5

rim:	steel rim
tread:	polyurethane 95° shore A
axle bearing:	double ball bearing
threadguard:	without
load capacity:	200 kg to 250 kg
wheel diameter:	60 mm to 65 mm
temperature range:	-20°C to +60°C



swivel castor












	 [mm]	 [mm]	 [mm]	 [mm]	 [mm]	 [mm]	 [mm]	 [kg]
SDP25W0060SWU5D0N	 60	105 x 80	80/76 x 60	9,2	28	80	58	200
SDP37W0065SWU5D0N	 65	105 x 80	80/76 x 60	9,2	28	86,5	58	250





AGV CASTORS SERIES P2V2

rim: polypropylene
 tread: thermoplastic rubber 85° shore A
 axle bearing: ball bearing / double ball bearing stainless steel
 threadguard: small plastic threadguard
 load capacity: 200 kg
 wheel diameter: 160 mm to 200 mm
 temperature range: -20°C to +60°C





									
	[mm]	[mm]	[mm]	[mm]	[mm]	[mm]	[mm]	[mm]	[kg]
swivel castor									
SSP5SSC160P2V2S32		160	130x74	110x50	10,5	53,5	205		200
SSP5SSC200P2V2S32		200	130x74	110x50	10,5	50	245		200



fixed castor									
FSP54SC160P2V2S32		160	130x74	110x50	10,5		205		200
FSP54SC200P2V2S32		200	130x74	110x50	10,5		245		200



swivel castor with total brake									
TSP5SSC160P2V2S32		160	130x74	110x50	10,5	53,5	205	150	200
TSP5SSC200P2V2S32		200	130x74	110x50	10,5	50	245	150	200













AGV CASTORS SERIES R4E2

rim:	polyamide
tread:	elastic grey 65° shore A
axle bearing:	double ball bearing stainless steel
threadguard:	small plastic threadguard
load capacity:	300 kg to 350 kg
wheel diameter:	160 mm to 200 mm
temperature range:	-20°C to +60°C





swivel castor

								
	[mm]	[mm]	[mm]	[mm]	[mm]	[mm]	[mm]	[kg]
SSP5SSC160R4E2S34		160	130x74	110x50	10,5	53,5	205	300
SSP5SSC200R4E2S34		200	130x74	110x50	10,5	50	245	350





fixed castor

FSP54SC160R4E2S34		160	130x74	110x50	10,5		205	300
FSP54SC200R4E2S34		200	130x74	110x50	10,5		245	350



swivel castor with total brake

TSP5SSC160R4E2S34		160	130x74	110x50	10,5	53,5	205	150	300
TSP5SSC200R4E2S34		200	130x74	110x50	10,5	50	245	150	350











CASTORS FOR POSTAL SERVICE TROLLEYS SERIES BAF4 140 MM

rim: aluminium
 tread: elastic black 70° - 75° shore A
 axle bearing: double ball bearing
 threadguard: without
 load capacity: 270 kg
 wheel diameter: 140 mm
 temperature range: -20°C to +60°C



swivel castor

								
	[mm]	[mm]	[mm]	[mm]	[mm]	[mm]	[kg]	
SHP57WC140BAF4D0N		140	140x110	105x84/76	11	50	171	270



swivel castor with directional lock











DHP57WC140BAF4D0N		140	140x110	105x84/76	11	50	171	270
-------------------	---	-----	---------	-----------	----	----	-----	-----













CASTORS FOR POSTAL SERVICE TROLLEYS SERIES BAF2 / BAF4 160 - 200 MM

rim:	aluminium
tread:	elastic 70° - 75° shore A
axle bearing:	double ball bearing
threadguard:	without
load capacity:	300 kg to 350 kg
wheel diameter:	160 mm to 200 mm
temperature range:	-20°C to +60°C



								
	[mm]	[mm]	[mm]	[mm]	[mm]	[mm]	[mm]	[kg]
swivel castor with central brake								
ZPP58WC160BAF2D0N		160	135x110	105x84/76	11	53	195	300
ZPP58WC200BAF2D0N		200	135x110	105x84/76	11	53	235	350



								
	[mm]	[mm]	[mm]	[mm]	[mm]	[mm]	[mm]	[kg]
swivel castor with central brake								
ZPP58WC160BAF4D0N		160	135x110	105x84/76	11	53	195	300
ZPP58WC200BAF4D0N		200	135x110	105x84/76	11	53	235	350













CASTORS WITH CENTRAL DIRECTIONAL LOCKING SYSTEM SERIES P2D2

rim: polypropylene
 tread: thermoplastic rubber 65° shore A
 axle bearing: ball bearing
 threadguard: small plastic threadguard
 load capacity: 135 kg to 165 kg
 wheel diameter: 100 mm to 125 mm
 temperature range: -20°C to +60°C





swivel castor

									[kg]
SPP21WC100P2D2B32		100	105x80	80/77x60	9	40	128		135
SPP31WC125P2D2B32		125	105x80	80/77x60	9	40	155		165





fixed castor

FPP22WC100P2D2B32		100	105x80	80/77x60	9		128		135
FPP35WC125P2D2B32		125	105x80	80/77x60	9		155		165





swivel castor with total brake

TPP21WC100P2D2B32		100	105x80	80/77x60	9	40	128	127	135
TPP31WC125P2D2B32		125	105x80	80/77x60	9	45	155	127	165



swivel castor with central directional locking system

DIRSPP21WC100P2D2B32		100	105x80	80/77x60	9	40	128		135
DIRSPP31WC125P2D2B32		125	105x80	80/77x60	9	40	155		165

LAUNDRY

HIGHLIGHTS AND ADVANTAGES

- ✓ low-noise running on all surfaces
- ✓ high load capacities in the well-known Basics version
- ✓ ball bearing as axle bearing for improved rolling resistance



central directional locking system

- ✓ swivel castors can be connected individually
- ✓ at unlocked mechanism: flexible handling on the truck
- ✓ at locked mechanism: stabile straight run during use









P2D2

SCAFFOLD CASTORS SERIES N0N0



rim: polyamide
 tread: polyamide
 axle bearing: plain bearing
 threadguard: without
 load capacity: 600 kg to 700 kg
 wheel diameter: 125 mm to 200 mm
 temperature range: -20°C to +80°C



								
swivel castor with stem	[mm]	[mm]	[mm]	[mm]	[mm]	[mm]	[mm]	[kg]
LGTKBWC125N0N0P0N	≡ 125				30	158	∅38.35x55.5	600
LGTLBWC125N0N0P0N	≡ 125				30	158	∅38.35x55.5	600
LGTKBWC150N0N0P0N	≡ 150				30	181	∅38.35x55.5	700
LGTLBWC150N0N0P0N	≡ 150				30	181	∅38.35x55.5	700
LGP4BWC150N0N0P0N	≡ 150	135x110	105x84/76	11.2	30	187		700
LGTK4WC200N0N0P0N	≡ 200				40	241	∅38.35x55.5	700
LGTL4WC200N0N0P0N	≡ 200				40	241	∅38.35x55.5	700



swivel castor with spindle									
LGVM4WC200N0N0P0N	≡	200				40	241	∅37x400	700
		200				40	241	∅37x500	700



swivel castor with total brake and expander									
BPX87WC125N0N0R1W	≡	125				40	160	∅ 42.5	200
	≡	125				40	159	∅ 45.5	200

SCAFFOLD

HIGHLIGHTS AND ADVANTAGES

- ✓ weatherproof and robust against side impacts
- ✓ certified and tested according to EN 1004









NONO











SCAFFOLD CASTORS SERIES N2U6

rim:	polyamide
tread:	thermoplastic polyurethane 95° shore A
axle bearing:	plain bearing
threadguard:	without
load capacity:	600 kg to 700 kg
wheel diameter:	125 mm to 200 mm
temperature range:	-20°C to +80°C











									
	[mm]	[mm]	[mm]	[mm]	[mm]	[mm]	[mm]	[kg]	
swivel castor with stem									
LGTKBWC125N2U6P0N	≡	125				30	158	∅38.35x55.5	600
LGTLBWC125N2U6P0N	≡	125				30	158	∅38.35x55.5	600
LGTKBWC150N2U6P0N	≡	150				30	181	∅38.35x55.5	700
LGTLBWC150N2U6P0N	≡	150				30	181	∅38.35x55.5	700
LGP4BWC150N2U6P0N	≡	150	135x110	105x84/76	11,2	30	187		700
LGTK4WC200N2U6P0N	≡	200				40	241	∅38.35x55.5	700
LGTL4WC200N2U6P0N	≡	200				40	241	∅38.35x55.5	700



									
	[mm]	[mm]	[mm]	[mm]	[mm]	[mm]	[mm]	[kg]	
swivel castor with spindle									
LGVM4WC200N2U6P0N	≡	200				40	241	∅37x400	700
	≡	200				40	241	∅37x500	700



									
	[mm]	[mm]	[mm]	[mm]	[mm]	[mm]	[mm]	[kg]	
swivel castor with total brake and expander									
BPX87WC125N2U6R1W	≡	125				40	160	∅ 42.5	200
	≡	125				40	159	∅ 45.5	200


SCAFFOLD

HIGHLIGHTS AND ADVANTAGES


- ✓ weatherproof and robust against side impacts
- ✓ certified and tested according to EN 1004

N2U6






QUALITY
 is when the
 customer returns –
 and not the
PRODUCT.



We are constantly working to perfect our wheels and castors and expand our range to meet your requirements. Stay up to date on our products, news and changes.

Subscribe to the CASCOO info mail now.



FOLLOW US ON
   





visit our website
WWW.CASCOO.EU



We tell you the CASCOO CODE

Our item numbers are made up of various attributes of the product:

- 1 **S** housing type
- 2 **A** category
- 3 **P** fixation
- 4 **A** plate hole pattern & hub width / bolt hole diameter & hub width
- 5 **9** material thickness of housing
- 6 **C** surface
- 7 **C** logo
- 8 **0**
- 9 **5** wheel diameter
- 10 **0**
- 11 **P** wheel rim
- 12 **2** colour wheel rim
- 13 **T** tread
- 14 **2** colour tread
- 15 **P** axle bearing
- 16 **0** threadguard
- 17 **N** colour threadguard



1. HOUSING TYPE

A	swivel castor with front brake (via adjustable screw)
B	bolt hole swivel castor with total brake (pedal steel / zinc die cast)
C	swivel castor with front brake (via hook)
D	swivel castor with directional lock
E	bolt hole swivel castor with directional lock
F	fixed castor
H	bolt hole swivel castor
K	bolt hole swivel castor with total brake (nylon pedal)
L	swivel castor with brake (double pedal)
P	swivel castor with total brake (nylon pedal)
S	swivel castor
T	swivel castor with total brake
Z	swivel castor with central locking system

2. CATEGORY

A	apparatus castors
B	industrial castors BASICS
C	plastic body castors CASCOO CARA
D	twin wheel castors
E	shopping castors
F	industrial castors FLEX
G	scaffold castors
H	heavy duty castors
I	industrial castors INNOVATION
P	industrial castors PREMIUM
S	special / individual application
V	plastic body castors CASCOO EVA
W	waste bin castors
Z	compact castors

3. FIXATION

B	bolt hole with ball bearing
C	bolt hole with ball bearing and stage
H	bolt hole
P	plate
Q	bolt hole with inner thread
R	bolt hole with inner thread (additional plate)
S	bolt hole with inserted screw
T	bolt hole with stem
V	bolt hole with welded spindle
X	bolt hole with screwed expander
Z	bolt hole with pressed stem or threaded stem

4. PLATE HOLE PATTERN & HUB WIDTH / BOLT HOLE DIAMETER & HUB WIDTH

	by plate fixation	by bolt hole fixation
1		11 mm
2	80 x 60 mm / 42 mm	12 mm
3	80 x 60 mm / 52 mm	13 mm / 42 mm
4	105 x 80 mm / 52 mm	14 mm
5	105 x 80 mm / 60 mm	15 mm
6	80 x 60 mm strengthen / 42 mm	16 mm
7	80 x 60 mm closed / 42 mm	7 mm
8	85 x 60 mm / 42 mm	13 mm / 52 mm
9	80 x 60 mm / 46 mm	13 mm / 60 mm
0	64 x 64 mm / 36 mm	10 mm
A	48/39 x 48/39 mm	13 mm / 36 mm
B	44/38.5 x 44/38.5 mm	13 mm / 36 mm
C	48/38 x 48/38 mm	12,2 mm
D		13 mm / 36 mm
E	at 50 mm: 48/38 x 48/38 mm; from of 75 mm: 62/56 x 52/47 mm	11 mm / 36 mm
F		11 mm / 36 mm
G		11 mm / 36 mm
H		11 mm / 44 mm
J	75 x 50 mm / 36 mm	11 mm / 56 mm
K	80 x 60 mm / 47 - 55 mm	
L	105 x 80 mm / 47 - 55 mm	
S	75 x 50 mm / 30 mm	

5. MATERIAL THICKNESS OF HOUSING

1	3.00 / 2.50 mm
2	2.00 / 2.00 mm
3	3.00 / 3.00 mm
4	4.00 / 4.00 mm
5	2.50 / 2.50 mm
6	2.50 / 2.00 mm
7	4.00 / 3.00 mm
8	3.50 / 3.00 mm
9	2.00 / 1.80 mm
0	2.00 / 1.50 mm
A	3.50 / 3.50 mm
B	4.00 / 3.50 mm
C	1.50 / 1.50 mm
D	3.00 / 2.00 mm
E	5.00 / 4.00 mm
F	2.75 / 2.25 mm
G	1.80 / 1.80 mm
H	1.50 / 2.00 mm
J	2.00 / 2.50 mm
K	6.00 / 5.00 mm
L	5.00 / 5.00 mm
M	8.00 / 6.00 mm
N	6.00 / 6.00 mm
O	2.75 / 2.50 mm
P	2.20 / 2.20 mm
Q	1.80 / 1.50 mm
S	special solution

6. SURFACE

K	cathodic black dip-coated
P	nylon
W	galvanized steel
C	galvanized steel, blue passivated
S	stainless steel

7. LOGO

C	with CASCOO Logo
0	without CASCOO Logo

9. WHEEL DIAMETER

035	Ø 35 mm
050	Ø 50 mm
060	Ø 60 mm
065	Ø 65 mm
075	Ø 75 mm
080	Ø 80 mm
100	Ø 100 mm
108	Ø 108 mm
125	Ø 125 mm
140	Ø 140 mm
150	Ø 150 mm
160	Ø 160 mm
180	Ø 180 mm
200	Ø 200 mm
250	Ø 250 mm

11. WHEEL RIM

A	Aluminium
B	Aluminium
C	Polyamide with fibreglass
D	Aluminium
G	Polypropylene
H	Polyamide with injected steel tube
I	cast iron
M	Sandwich Polyamide / Elastic
N	Polyamide
P	Polypropylene
Q	Polypropylene with injected steel tube
R	Polyamide
S	steel / sheet steel
T	Sandwich Polypropylene / TPR
U	Polyurethane
V	Polyamide PA6
X	Polypropylene
Y	Polyamide
Z	Polyamide PA6

12. COLOUR WHEEL RIM

0	white
1	blue
2	grey
3	yellow
4	black
5	brown
6	red
7	green
8	orange
9	special colour
A	silver (aluminium)
B	galvanized steel
W	galvanized steel

13. TREAD

A	Thermoplastic Rubber 95° Shore A
B	Polyurethane 92° Shore A
C	Polyamide with fibreglass
D	Thermoplastic Rubber 65° Shore A
E	Elastic 65° Shore A
F	Elastic 75° Shore A
G	Thermoplastic Rubber 65° Shore A
J	Thermoplastic Rubber 85° Shore A
K	Polyamide with Elastic ring
M	Elastic 75° Shore A
N	Polyamide
P	Polypropylene
Q	Thermoplastic Rubber 2 Components 65° / 85° Shore A
R	Solid Rubber PAH conform
S	Solid Rubber REACH conform
T	Thermoplastic Rubber 95° Shore A
U	on PA rim: Thermoplastic Polyurethane / on alu & steel: cast PU
V	Thermoplastic Rubber 85° Shore A
W	Thermoplastic Rubber 85° Shore A
X	Polyurethane 75° Shore A
Y	Polyurethane 2 Components 75° / 92° Shore A
Z	Polyamide PA6

14. COLOUR TREAD

0	white
1	blue
2	grey
3	yellow
4	black
5	brown
6	red
7	green
8	orange
9	special colour

15. AXLE BEARING

B	ball bearing
D	double ball bearing
L	plain bearing stainless steel
P	plain bearing
Q	roller bearing stainless steel
R	roller bearing
S	ball bearing stainless steel
Z	plain bearing with slip-on PP tube

16. THREADGUARD

0	without threadguard
1	small metall threadguard
2	full covering metall threadguard
3	small plastic threadguard
4	full covering plastic threadguard

17. COLOUR THREADGUARD

0	white
1	blue
2	grey
3	yellow
4	black
5	brwon
6	red
7	green
8	orange
9	special colour
N	without threadguard
S	stainless steel
W	galvanized steel



CASCOO - ALWAYS THE RIGHT CHOICE





WWW.CASCOO.EU





Distribution Europe

CASCOO Europe GmbH

Lütke Haar 15
59602 Rütten
Germany
+49 (0) 2952 9706290
info@cascoo.eu
www.cascoo.eu

Production China

Zhongshan CASCOO Metal Machinery Co.,Ltd.

No.108 Zhaoyi road
Dongsheng Town, Zhongshan, Guangdong, China
Post Code: 528414
+86 (0) 760 89821559
sales@cascoo.com
www.cascoo.com