













WHEELS & CASTORS

we move your life





ICON GUIDE





CASTOR

-  wheel diameter
in mm
-  external dimension mounting plate
in mm
-  mounting dimension
in mm
-  hole diameter
in mm
-  hole fitting size
in mm
-  offset dimension
in mm
-  total height
in mm
-  swivel radius
in mm
-  stem / expander
in mm
-  dyn. load capacity
in kg

WHEEL

-  wheel diameter
in mm
-  tread width
in mm
-  hub width
in mm
-  bushing diameter
in mm
-  screw size
in mm
-  dyn. load capacity
in kg

WHEEL BEARING

-  plain bearing
-  roller bearing
-  single ball bearing
-  double ball bearing

do not hesitate to contact us

+49 2952 9706290

CASCOO

**WHEELS & CASTORS –
DESIGN and QUALITY
on the highest level**

CONTENTS

- 04** about CASCOO
- 16** apparatus castors
- 34** industrial castors
- 96** light heavy duty castors
- 104** heavy duty castors
- 126** stainless steel castors
- 142** waste bin castors
- 152** ESD castors
- 168** plastic body castors
- 182** castors for special applications

out of the SLIPSTREAM...



Successful work can't be compared with a fast race, certainly not with a sprint. There is not only the one goal that you reach after a short time and then bask in your success. Rather, it is the sum of a strategic concept, plenty of perseverance, a first class team and the right decisions at the right time. That's what we've been trying to do at CASCOO every day for 10 years now, in order to achieve the greatest possible benefit for our customers and employees as well.



**EVERYTHING COMES TO HIM
WHO HUSTLES WHILE HE WAITS.**

Thomas Alva Edison

The past few years have allowed CASCOO to grow and mature. An unwritten law is: experience comes with time, but everyone himself is responsible for knowledge and competence. Every request, every problem and every project drives us and brings us forward. Describe your challenge to us and let our innovative ideas and structured processes convince you. Secure yourself an advantage against your competition. Step out of the slipstream with us!



**12.584.891
pcs.**

of wheels and castors we
have produced last year



**more than 200
employees**

are doing their best every
day to move your life



**more than 15.000
liters of coffee**

we drink per year and
invite you to a cup as
well



**2021 we have
won the
Red Dot Award**

for extraordinary design



MILESTONES IN OUR HISTORY



Completion and relocation to new production halls with approx. 12,000 square meters of production space on two levels in Dongsheng / China. At the same time, the storage capacity at the distribution site in Rürthen is growing to 3,500 square meters, storage space for approx. 5,000 pallets, now four loading and unloading ramps.

2015



By entering our own polyurethane production, the vertical range of manufacturing increases to over 85%.

2018



The CASCOO EVA plastic double castor series receives the Red Dot Award for exceptional design.

2021



2012

Founding of CASCOO, with the goal of establishing another brand on the European wheels and castors sector. Production facility for wheels and castors on approx. 3,000 sqm in Xiaolan / China. Distribution of wheels and castors on approx. 500 sqm in Ruethen / Germany.



2017

First time offering a trainee program to become a merchant for office management and specialist warehouse clerk.



2020

Meanwhile, CASCOO sales agencies in 8 European countries.



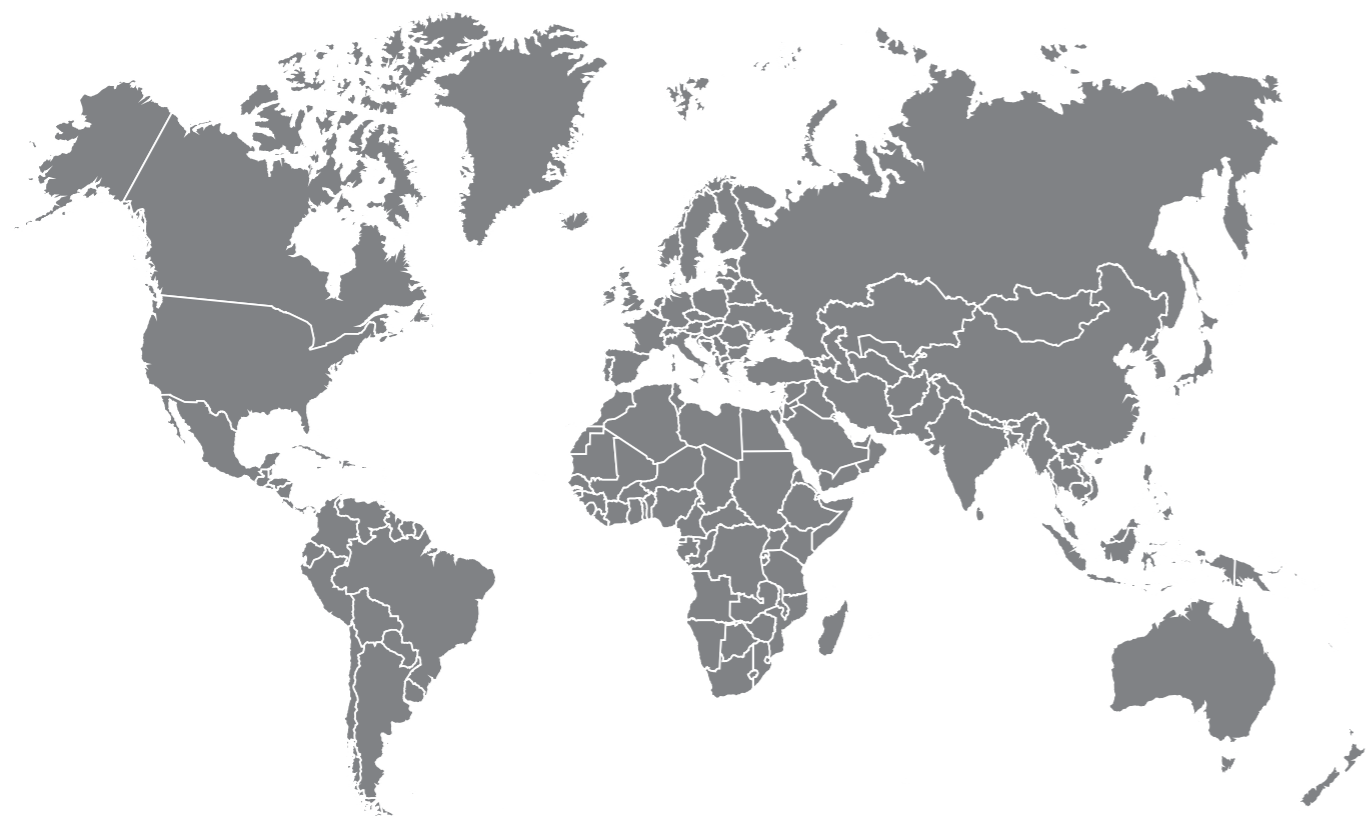
2022

Expansion of the production area by a further 18,000 square meters on three levels on the site of the previous production site in Dongsheng / China.



no matter where you are WE ARE THERE FOR YOU

More than 200 employees are constantly working on perfecting our wheels and castors and expanding our range to meet your needs and demands. We are looking forward to advise you if you have any questions about our products. Do not hesitate to contact us!



WE ARE HAPPY TO HELP

+49 (0) 2952 9706290
info@cascoo.eu
www.cascoo.eu



OUR PHILOSOPHY

We want to create benefits! In the interests of our customers, we want to combine an efficient, increasingly automated and cost-effective production with high stock availability at our various locations and, related to this, guarantee short delivery times.

We want to supply quality! As a manufacturer with an in-house production proportion of more than 85%, it is in our own hands! From the selection of raw materials through the manufacturing process to the final assembly process, quality is our top priority, both for all our standard range products and for your special solution.

We want to take responsibility! In addition to the product, our focus is on the employee. All people worldwide deserve an appropriate social standard and code of conduct. With the certification according to the guidelines of the BSCI (Business Social Compliance Initiative) we have made a big step in this way.



VISIT OUR WEBSITE

WWW.CASCOO.EU



What is the best way to transport my goods from one place to another? Sure, on CASCOO castors. But which castors do I actually need for my purpose? Various influences should be taken into account when choosing the right wheels: load capacity, temperature range, ground surface, noise characteristics, working environment and of course the price. In the following we would like to provide you an overview that can be used as a guide to help you make your decision.

HOW TO MAKE YOUR right choice



Two or rather four swivel castors?

Regardless of whether you use two swivel and two fixed castors or prefer four swivel castors, both versions have their right to exist. If you have to cover long distances with your transport trolley, we recommend equipping it with two swivel and two fixed castors, as the fixed castors ensure stable straight running and the user does not have to constantly correct the direction of movement. If you have to transport your goods in narrow aisles (e.g. shopping trolleys in the supermarket), the version with four swivel castors is the right choice, as you are so flexible in lateral movements and can turn on your heel.



How do I calculate the maximum load capacity?

When using four castors under a transport trolley, you must always assume that one castor is „hanging“ in the air - due to an uneven floor for example - and cannot contribute to the stability of the trolley. Therefore, the total load capacity of a trolley is always calculated with 3 out of 4 castors. The details of the load capacity on the following pages always refer to the dynamic properties of the respective DIN standards (EN 12530 - 12533) per castor. If you multiply these values by 3, you get the total load capacity of the trolley according to the corresponding DIN standard and its requirements.



When do I need a braked version?

A distinction is usually made between a total brake, which blocks the direction and the run of a castor, and a directional lock, where the wheel is still moving but in terms of alignment „only“ works like a fixed castor. The most common type of lock is the total lock (or double stop). It is very important to note that this is not working as a real brake, but as a lock, which only secures the transport trolley against rolling away. We guarantee the functionality here under the following definition:

combination of two fixed castors - one swivel castor - one swivel castor with total lock

- securing of an empty or loaded transport trolley against rolling away on basically level surfaces, but with a maximum gradient of 2%
- securing of an empty or loaded transport trolley against rolling away in light winds
- short-term detection of an empty or loaded transport trolley on truck lifting platforms in combined use with the roll-off protection of the lift

Combination of two fixed castors – two swivel castors with total brakes

- securing of an empty or loaded transport trolley against rolling away on surfaces with a maximum gradient of 5%
- securing of an empty or loaded transport trolley against rolling away in strong winds (does not protect against overturning of the trolley)
- detection of an empty or loaded roll container in the truck in combination with legally compliant load securing. As far as possible, the brakes should not be activated in the moving truck

[The operator is obliged to carry out the operation taking into account the applicable legislation]

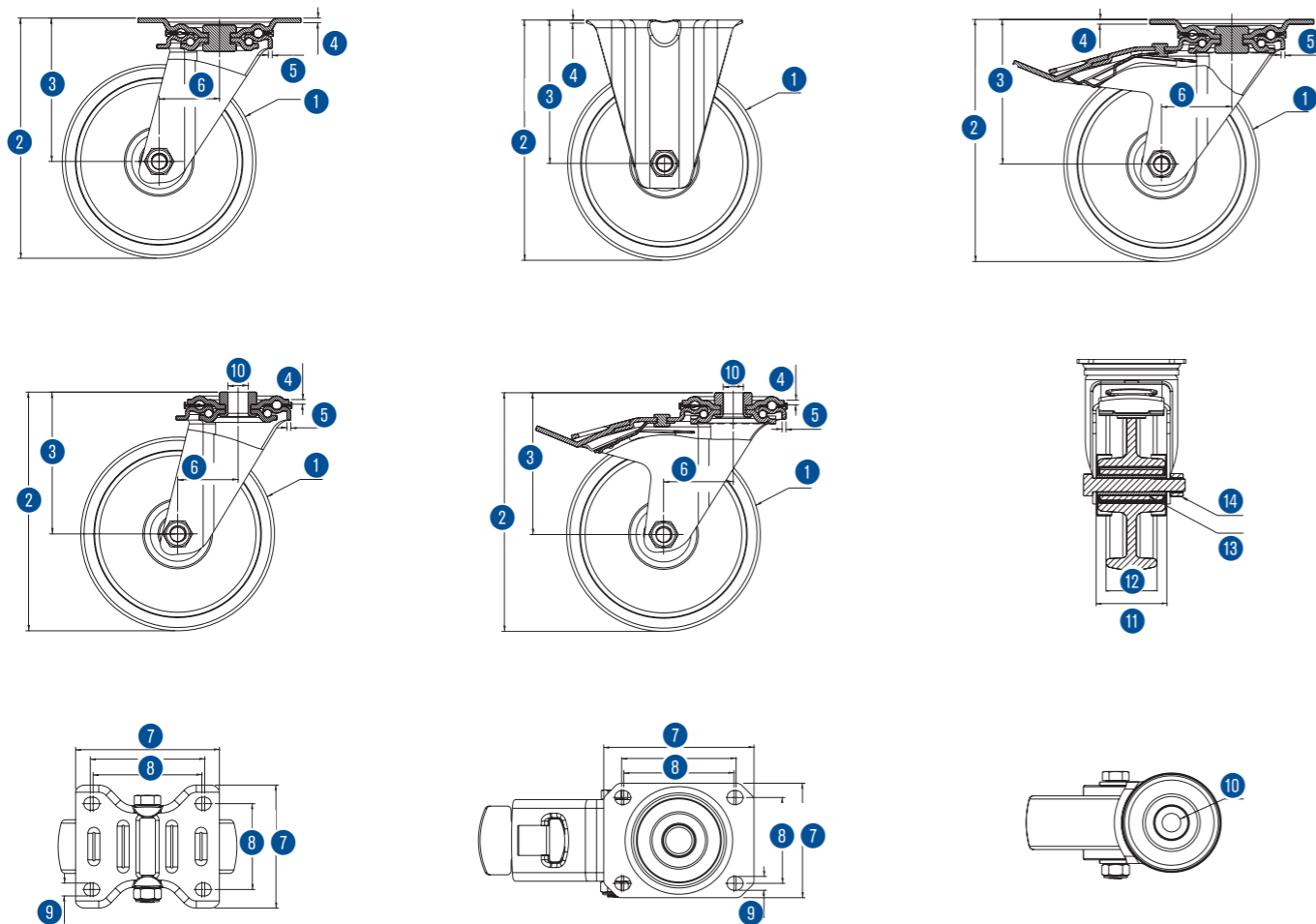


Which material do I choose for my purpose?

Probably the most difficult question when choosing your right choice of suitable castors is the question of the material. Each material has different properties and accordingly different advantages and disadvantages as well. Material can be soft or hard, loud or quiet, solid or light and much more. On the following pages we will bring you closer to the advantages of each series and hope to be able to support you with your decision. If you have unanswered questions, please do not hesitate to contact us. On the one hand, we are happy to provide with help and advice due to many years of experience, on the other hand you may also need a special solution, which we would be happy to explain to you in a personal conversation.

Technical GUIDE

CASCOO. CASTOR DEFINITION.

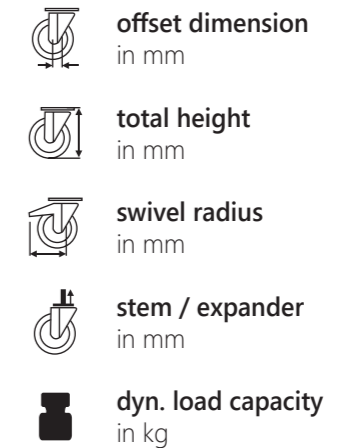
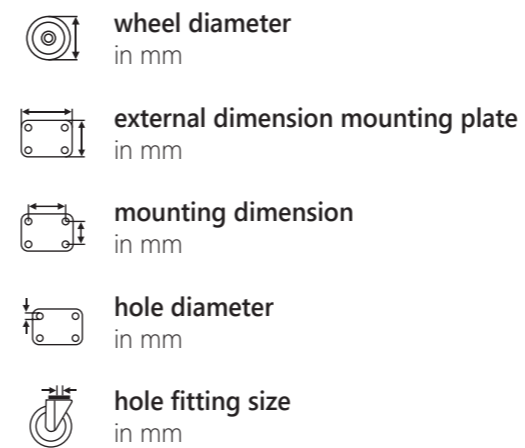


- 1 wheel diameter
- 2 total height
- 3 mounting height
- 4 material thickness plate
- 5 material thickness fork

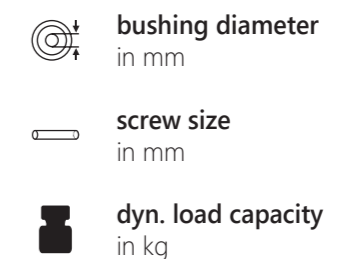
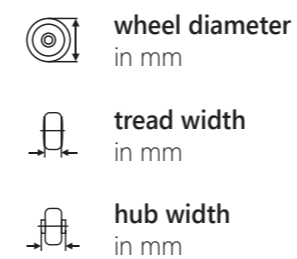
- 6 offset
- 7 dimension of plate
- 8 dimension of plate holes
- 9 diameter of plate holes
- 10 diameter of bolt hole

- 11 width of tread
- 12 width of hub
- 13 wheel bearing
- 14 screw size

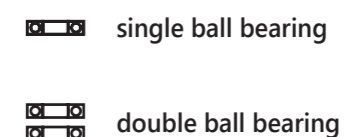
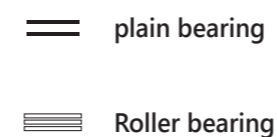
CASCOO. SYMBOLS HOUSING.



CASCOO. SYMBOLS WHEEL.

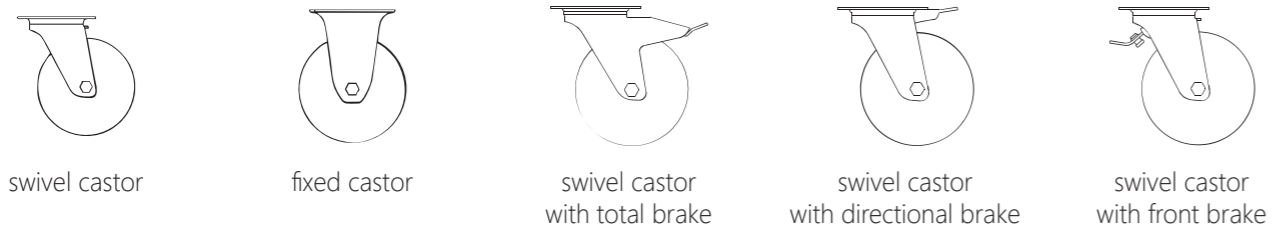


CASCOO. SYMBOLS WHEELS BEARINGS.



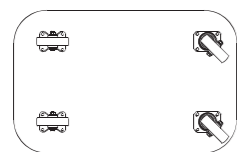
Technical GUIDE

CASTOR TYPES.



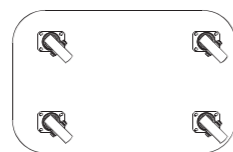
Swivel castors (without brakes) can be moved across the floor in all directions, they have a rotation of 360°. Fixed castors cannot rotate and can only be moved across the floor in two directions. **Swivel castors with total brakes** can also be rotated 360°. In addition, they can be secured against rolling away. Transport trolleys in combination with a braked castor can be braked on inclines of up to 2%. Transport trolleys in combination with two of the more braked castors can be braked on inclines of up to 5%. This information is only guaranteed under normal handling conditions. **Swivel castors with directional lock** can be rotated 360°, but can also be locked in one direction using the pedal. The wheel is not locked in this case.

CALCULATION OF TOTAL LOAD CAPACITY.



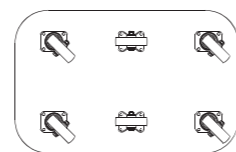
2 swivel / 2 fixed castors

For a precise handling on longer and varied routes. Load capacity calculation: 3 from 4 castors.



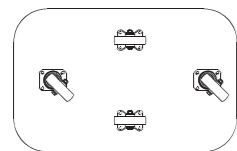
4 swivel

For any easy movement on short and plain routes. Load capacity calculation: 3 from 4 castors.



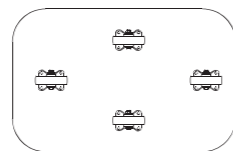
4 swivel / 2 fixed castors

For a high stability of high loads on long routes. Load capacity calculation: 4 from 6 castors.



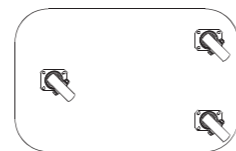
2 swivel / 2 fixed castors

For a precise handling especially in narrow spaces. Load capacity calculation: 3 from 4 castors.



4 fixed castors

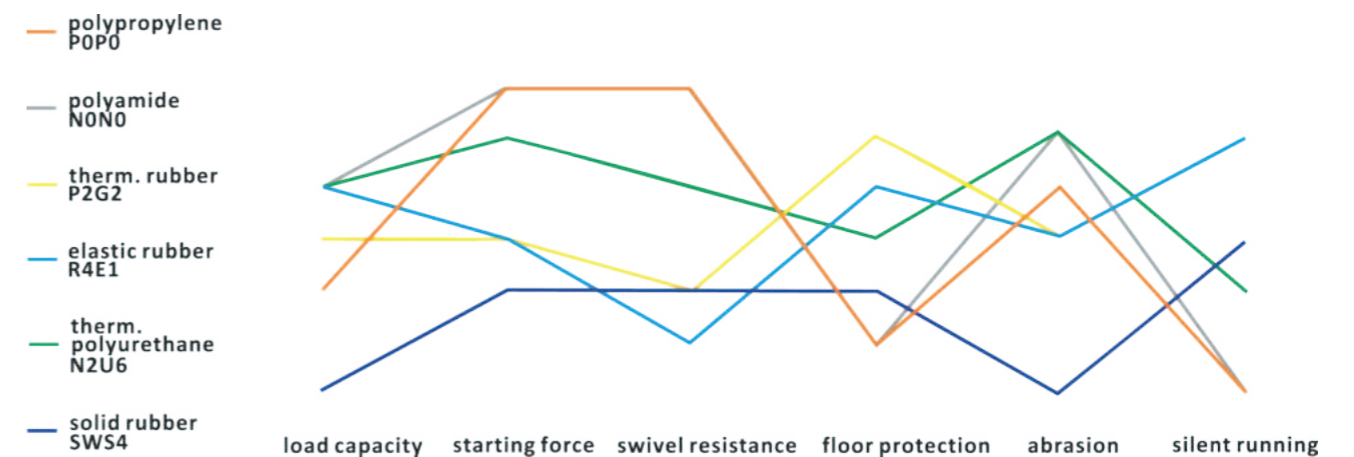
The center castors have to be a bit larger. To be use on long straight routes. Load capacity calculation: 3 from 4 castors.



3 swivel

For a flexible handling on routes with almost no straight sections. Only small and balanced loads. Load capacity calculation: 3 from 3 castors.

COMPARISON CHART BETWEEN DIFFERENT MATERIALS



WHEEL BEARINGS.

With the inside bearings each castor or wheel becomes alive. In addition to the tread and the wheel center, mobility mostly depends on the wheel bearing. No doubt an ideal wheel bearing influences the performance of every castor. Three types of bearing are available for your opinion: plain bearing, roller bearing and precision ball bearing. The relevant bearing depends on the castors performance.



Plain bearing

The plain bearing is the simplest bearing, providing an excellent lubrication and maintenance free. It is applicable for light duties or small and low handling wheels.



Roller bearing

Made of carbon steel with diameter respectively 4 mm and 5 mm, the roller axle is mostly used for industrial applications. Roller bearing features high load capacity and low roll resistance.



Precision ball bearing

The precision ball bearing is composed of fixed one-race ball bearing supporting axial and medium weight radial loads. Seal shielding is flexible for assembling. It is affordable for high rotation speed and heavy load capacity.



CASCOO. APPARATUS CASTORS.



APPARATUS CASTORS

Apparatus castors are mainly used for the transport of light to medium-duty equipment indoors. They convince with optimal stability, low rolling resistance, noise-reduction and high mobility. Apparatus castors are often used in display constructions, medical devices, intralogistics or on catering equipment. These castors are available with plate attachment and bolt hole attachment in different dimensions.

Optionally available with expander, stem or threaded screw fixation

APPARATUS CASTORS AT A GLANCE

EXPANDER OVERVIEW

Expander round tube



	type	inner diameter	screw dimension	material
EXRO1921	round tube 19.0 mm-21.5 mm	11 mm	M10x90	aluminium / nylon
EXRO2124	round tube 21.5 mm-24.0 mm	11 mm	M10x90	aluminium / nylon
EXRO2427	round tube 24.0 mm-27.0 mm	11 mm	M10x90	aluminium / nylon
EXRO2730	round tube 27.0 mm-30.0 mm	11 mm	M10x90	aluminium / nylon
EXRO3135	round tube 31.0 mm-35.0 mm	11 mm	M10x90	aluminium / nylon

Expander square tube



	type	inner diameter	screw dimension	material
EXSQ2124	square tube 21.5 mm-24.0 mm	11 mm	M10x90	aluminium / nylon
EXSQ2427	square tube 24.0 mm-27.0 mm	11 mm	M10x90	aluminium / nylon
EXSQ2730	square tube 27.0 mm-30.0 mm	11 mm	M10x90	aluminium / nylon
EXSQ3135	square tube 31.0 mm-35.0 mm	11 mm	M10x90	aluminium / nylon
EXSQ3640	square tube 36.0 mm-40.0 mm	11 mm	M10x90	aluminium / nylon

DIFFERENT KIND OF STEMS WITH CIRCLIP OR THREADED STEMS ON REQUEST



SERIES P2T2
PP / TPR
light apparatus

page 20



SERIES P4P4
PP
light apparatus

page 22



SERIES P2T2
PP / TPR
plain bearing

page 24



SERIES P2T2
PP / TPR
ball bearing

page 26



SERIES P2T2
PP / TPR
with expander

page 28



SERIES P2T2
PP / TPR
twin wheel castors

page 30



SERIES N4N4
PP
twin wheel castors

page 32



SERIES P2T2

rim: polypropylene
 tread: thermoplastic rubber 95° shore A grey
 axle bearing: plain bearing / ball bearing
 threadguard: without / full covering plastic threadguard
 load capacity: 50 kg to 75 kg
 wheel diameter: 50 mm to 100 mm
 temperature range: -20°C to +60°C

EXAMPLE FOR APPLICATION

- ✓ display construction and shopfitting
- ✓ medical equipment
- ✓ catering equipment (cutlery trolleys)

HIGHLIGHTS AND ADVANTAGES

- ✓ noise-reduced running on all surfaces
- ✓ ideal load capacities designed for the application
- ✓ ball bearing as axle bearing for improved rolling resistance

P2T2



swivel castor

	[mm]	[mm]	[mm]	[mm]	[mm]	[mm]	[mm]	[kg]
SAPA9C0050P2T2P0N	III	050	60x60	48/39x48/39	6.3	25	70	50
SAPA9C0050P2T2B42	III	050	60x60	48/39x48/39	6.3	25	70	50
SAPA2C0075P2T2P0N	III	075	60x60	48/38x48/38	6.3	25	100	75
SAPA2C0075P2T2B42	III	075	60x60	48/38x48/38	6.3	25	100	75



fixed castor

FAPBCC0050P2T2P0N	III	050	55x55	44/38.5x44/38.5	6.3		70	50
FAPBCC0050P2T2B42	III	050	55x55	44/38.5x44/38.5	6.3		70	50
FAPCCC0075P2T2P0N	III	075	67x60	48/38x48/38	6.3		100	75
FAPCCC0075P2T2B42	III	075	67x60	48/38x48/38	6.3		100	75



swivel castor with total brake

TAPA9C0050P2T2P0N	III	050	60x60	48/39x48/39	6.3	25	70	80	50
TAPA9C0050P2T2B42	III	050	60x60	48/39x48/39	6.3	25	70	80	50
TAPA2C0075P2T2P0N	III	075	60x60	48/38x48/38	6.3	25	100	80	75
TAPA2C0075P2T2B42	III	075	60x60	48/38x48/38	6.3	25	100	80	75



bolt hole swivel castor

	[mm]	[mm]	[mm]	[mm]	[mm]	[mm]	[kg]
HAH19C0050P2T2P0N	III	050	11		25	70	50
HAH19C0050P2T2B42	III	050	11		25	70	50
HAH12C0075P2T2P0N	III	075	11		25	100	75
HAH12C0075P2T2B42	III	075	11		25	100	75
HSH12C0100P2T2P0N	III	100	11		32	122	60



bolt hole swivel castor with total brake

BAH19C0050P2T2P0N	III	050	11		25	70	80	50
BAH19C0050P2T2B42	III	050	11		25	70	80	50
BAH12C0075P2T2P0N	III	075	11		25	100	80	75
BAH12C0075P2T2B42	III	075	11		25	100	80	75
BSH12C0100P2T2P0N	III	100	11		24	122	80	60



single wheel

	[mm]	[mm]	[mm]	[mm]	ø	[kg]	
050P2T2P0N	III	050	19	22	8	50	
050P2T2B42	III	050	19	22	6	M6	50
075P2T2P0N	III	075	25	28	8	M6	75
075P2T2B42	III	075	25	28	6	M6	75
100P2T2P0N-28	III	100	25	28	8	M6	60



SERIES P4P4

rim: polypropylene
 tread: polypropylene black
 axle bearing: plain bearing
 threadguard: without
 load capacity: 30 kg
 wheel diameter: 50 mm to 75 mm
 temperature range: -20°C to +60°C


EXAMPLE FOR APPLICATION

- ✓ display construction and shopfitting
- ✓ medical equipment
- ✓ catering equipment (cutlery trolleys)









HIGHLIGHTS AND ADVANTAGES


- ✓ economical design for simple applications
- ✓ ideal load capacities designed for the application
- ✓ flexible everyday helper

P4P4










swivel castor

		 [mm]	 [mm]	 [mm]	 [mm]	 [mm]	 [mm]	 [mm]	 [kg]
SAPA9C0050P4P4P0N	==	050	60x60	48/39x48/39	6.3	25	70		30
SAPA2C0075P4P4P0N	==	075	60x60	48/38x48/38	6.3	25	100		30










bolt hole swivel castor

		 [mm]	 [mm]		 [mm]	 [mm]	 [mm]	 [kg]
HAH19C0050P4P4P0N	==	050	11		25	70		30
HAH12C0075P4P4P0N	==	075	11		25	100		30










fixed castor

		 [mm]	 [mm]	 [mm]	 [mm]		 [mm]		 [kg]
FAPBCC0050P4P4P0N	==	050	55x55	44/38.5x44/38.5	6.3		70		30
FAPCCC0075P4P4P0N	==	075	67x60	48/38x48/38	6.3		100		30












bolt hole swivel castor with total brake

		 [mm]	 [mm]		 [mm]	 [mm]	 [mm]	 [kg]
BAH19C0050P4P4P0N	==	050	11		25	70	80	30
BAH12C0075P4P4P0N	==	075	11		25	100	80	30









swivel castor with total brake

		 [mm]	 [mm]	 [mm]	 [mm]	 [mm]	 [mm]	 [mm]	 [kg]
TAPA9C0050P4P4P0N	==	050	60x60	48/39x48/39	6.3	25	70	80	30
TAPA2C0075P4P4P0N	==	075	60x60	48/38x48/38	6.3	25	100	80	30



single wheel

		 [mm]	 [mm]	 [mm]	 [mm]	 ø		 [kg]
050P4P4P0N	==	050	13	22	6	M6		30
075P4P4P0N	==	075	23	28	8	M6		30



SERIES P2T2

rim: polypropylene
 tread: thermoplastic rubber 95° shore A grey
 axle bearing: plain bearing
 threadguard: without
 load capacity: 80 kg to 100 kg
 wheel diameter: 80 mm to 150 mm
 temperature range: -20°C to +60°C

EXAMPLE FOR APPLICATION

- ✓ display construction and shopfitting
- ✓ medical equipment
- ✓ catering equipment (cutlery trolleys)









HIGHLIGHTS AND ADVANTAGES

- ✓ noise-reduced running on all surfaces
- ✓ ideal load capacities designed for the application
- ✓ large diameters up to 150 mm

P2T2









swivel castor

									
		[mm]	[mm]	[mm]	[mm]	[mm]	[mm]	[mm]	[kg]
SAPE5C0080P2T2P0N	==	080	77x67	61.5/56x51.5/46.5	8.5	37	111		80
SAPE5C0100P2T2P0N	==	100	77x67	61.5/56x51.5/46.5	8.5	37	135		100
SAPE5C0125P2T2P0N SAPJ5C0125P2T2P0N	==	125	77x67 95x70	61.5/56x51.5/46.5 75x50	8.5 11	40	160		100
SAPE5C0150P2T2P0N	==	150	77x67	61.5/56x51.5/46.5	8.5	40	185		100











bolt hole swivel castor

								
		[mm]	[mm]		[mm]	[mm]	[mm]	[kg]
HAH15C0080P2T2P0N	==	080	11		37	111		80
HAH15C0100P2T2P0N	==	100	11		37	135		100
HAH15C0125P2T2P0N	==	125	11		40	160		100
HAH15C0150P2T2P0N	==	150	11		40	185		100









fixed castor

									
		[mm]	[mm]	[mm]	[mm]	[mm]	[mm]	[mm]	[kg]
FAPE5C0080P2T2P0N	==	080	77x67	61.5/56x51.5/46.5	8.5		111		80
FAPE5C0100P2T2P0N	==	100	77x67	61.5/56x51.5/46.5	8.5		135		100
FAPE5C0125P2T2P0N FAPJ5C0125P2T2P0N	==	125	77x67 95x70	61.5/56x51.5/46.5 75x50	8.5 11		160		100
FAPE5C0150P2T2P0N	==	150	77x67	61.5/56x51.5/46.5	8.5		185		100











bolt hole swivel castor with total brake

								
		[mm]	[mm]		[mm]	[mm]	[mm]	[kg]
BAH15C0080P2T2P0N	==	080	11		37	111	132	80
BAH15C0100P2T2P0N	==	100	11		37	135	132	100
BAH15C0125P2T2P0N	==	125	11		40	160	132	100
BAH15C0150P2T2P0N	==	150	11		40	185	132	100










swivel castor with total brake

									
		[mm]	[mm]	[mm]	[mm]	[mm]	[mm]	[mm]	[kg]
TAPE5C0080P2T2P0N	==	080	77x67	61.5/56x51.5/46.5	8.5	37	111	132	80
TAPE5C0100P2T2P0N	==	100	77x67	61.5/56x51.5/46.5	8.5	37	135	132	100
TAPE5C0125P2T2P0N TAPJ5C0125P2T2P0N	==	125	77x67 95x70	61.5/56x51.5/46.5 75x50	8.5 11	40	160	132	100
TAPE5C0150P2T2P0N	==	150	77x67	61.5/56x51.5/46.5	8.5	40	185	132	100



single wheel

								
		[mm]	[mm]	[mm]	[mm]	∅		[kg]
080P2T2P0N	==	080	32	36	12	M8		80
100P2T2P0N	==	100	32	36	12	M8		100
125P2T2P0N	==	125	32	36	12	M8		100
150P2T2P0N	==	150	32	36	12	M8		100



SERIES P2T2

rim: polypropylene
 tread: thermoplastic rubber 95° shore A grey
 axle bearing: ball bearing
 threadguard: full covering plastic threadguard
 load capacity: 80 kg to 100 kg
 wheel diameter: 80 mm to 150 mm
 temperature range: -20°C to +60°C

EXAMPLE FOR APPLICATION

- ✓ display construction and shopfitting
- ✓ medical equipment
- ✓ catering equipment (cutlery trolleys)

HIGHLIGHTS AND ADVANTAGES

- ✓ noise-reduced running on all surfaces
- ✓ ideal load capacities designed for the application
- ✓ ball bearing as axle bearing for improved rolling resistance

P2T2



swivel castor

	[mm]	[mm]	[mm]	[mm]	[mm]	[mm]	[mm]	[kg]
SAPE5C0080P2T2B42	080	77x67	61.5/56x51.5/46.5	8.5	37	111		80
SAPE5C0100P2T2B42	100	77x67	61.5/56x51.5/46.5	8.5	37	135		100
SAPE5C0125P2T2B42 SAPJ5C0125P2T2B42	125	77x67 95x70	61.5/56x51.5/46.5 75x50	8.5 11	40	160		100
SAPE5C0150P2T2B42	150	77x67	61.5/56x51.5/46.5	8.5	40	185		100



bolt hole swivel castor

	[mm]	[mm]	[mm]	[mm]	[mm]	[mm]	[mm]	[kg]
HAH15C0080P2T2B42	080	11			37	111		80
HAH15C0100P2T2B42	100	11			37	135		100
HAH15C0125P2T2B42	125	11			40	160		100
HAH15C0150P2T2B42	150	11			40	185		100



fixed castor

	[mm]	[mm]	[mm]	[mm]	[mm]	[mm]	[mm]	[kg]
FAPE5C0080P2T2B42	080	77x67	61.5/56x51.5/46.5	8.5		111		80
FAPE5C0100P2T2B42	100	77x67	61.5/56x51.5/46.5	8.5		135		100
FAPE5C0125P2T2B42 FAPJ5C0125P2T2B42	125	77x67 95x70	61.5/56x51.5/46.5 75x50	8.5 11		160		100
FAPE5C0150P2T2B42	150	77x67	61.5/56x51.5/46.5	8.5		185		100



bolt hole swivel castor with total brake

	[mm]	[mm]	[mm]	[mm]	[mm]	[mm]	[mm]	[kg]
BAH15C0080P2T2B42	080	11			37	111	132	80
BAH15C0100P2T2B42	100	11			37	135	132	100
BAH15C0125P2T2B42	125	11			40	160	132	100
BAH15C0150P2T2B42	150	11			40	185	132	100



swivel castor with total brake

	[mm]	[mm]	[mm]	[mm]	[mm]	[mm]	[mm]	[kg]
TAPE5C0080P2T2B42	080	77x67	61.5/56x51.5/46.5	8.5	37	111	132	80
TAPE5C0100P2T2B42	100	77x67	61.5/56x51.5/46.5	8.5	37	135	132	100
TAPE5C0125P2T2B42 TAPJ5C0125P2T2B42	125	77x67 95x70	61.5/56x51.5/46.5 75x50	8.5 11	40	160	132	100
TAPE5C0150P2T2B42	150	77x67	61.5/56x51.5/46.5	8.5	40	185	132	100



single wheel

	[mm]	[mm]	[mm]	[mm]	ø	[kg]
080P2T2B42	080	32	36	8	M8	80
100P2T2B42	100	32	36	8	M8	100
125P2T2B42	125	32	36	8	M8	100
150P2T2B42	150	32	36	8	M8	100



SERIES P2T2

rim: polypropylene
 tread: thermoplastic rubber 95° shore A grey
 axle bearing: plain bearing / ball bearing
 threadguard: without / full covering plastic threadguard
 load capacity: 80 kg to 100 kg
 wheel diameter: 80 mm to 150 mm
 temperature range: -20°C to +60°C



EXAMPLE FOR APPLICATION








- ✓ display construction and shopfitting
- ✓ medical equipment
- ✓ catering equipment (cutlery trolleys)

HIGHLIGHTS AND ADVANTAGES

- ✓ noise-reduced running on all surfaces
- ✓ ideal load capacities designed for the application
- ✓ ball bearing as axle bearing for improved rolling resistance



bolt hole swivel castor

							
	[mm]	[mm]	[mm]	[mm]	[mm]	[mm]	[kg]
HAX15C0080P2T2P0N	080	11	19-35	37	111		80
HAX15C0100P2T2P0N	100	11	19-35	37	135		100
HAX15C0125P2T2P0N	125	11	19-35	40	160		100
HAX15C0150P2T2P0N	150	11	19-35	40	185		100










bolt hole swivel castor with total brake

BAX15C0080P2T2P0N	080	11	19-35	37	111	132	80
BAX15C0100P2T2P0N	100	11	19-35	37	135	132	100
BAX15C0125P2T2P0N	125	11	19-35	40	160	132	100
BAX15C0150P2T2P0N	150	11	19-35	40	185	132	100



bolt hole swivel castor

							
	[mm]	[mm]	[mm]	[mm]	[mm]	[mm]	[kg]
HAX15C0080P2T2B42	080	11	21.5-40	37	111		80
HAX15C0100P2T2B42	100	11	21.5-40	37	135		100
HAX15C0125P2T2B42	125	11	21.5-40	40	160		100
HAX15C0150P2T2B42	150	11	21.5-40	40	185		100



bolt hole swivel castor with total brake

BAX15C0080P2T2B42	080	11	21.5-40	37	111	132	80
BAX15C0100P2T2B42	100	11	21.5-40	37	135	132	100
BAX15C0125P2T2B42	125	11	21.5-40	40	160	132	100
BAX15C0150P2T2B42	150	11	21.5-40	40	185	132	100



SERIES P2T2

rim: polypropylene
 tread: thermoplastic rubber 95° shore A grey
 axle bearing: plain bearing / ball bearing
 threadguard: without / full covering plastic threadguard
 load capacity: 70 kg to 100 kg
 wheel diameter: 50 mm to 75 mm
 temperature range: -20°C to +60°C



EXAMPLE FOR APPLICATION









- ✓ display construction and shopfitting
- ✓ medical equipment
- ✓ catering equipment (cutlery trolleys)

HIGHLIGHTS AND ADVANTAGES

- ✓ noise-reduced running on all surfaces
- ✓ higher load capacities by splitting on twin wheels
- ✓ can be combined with different stems or expanders



swivel castor

		 [mm]	 [mm]	 [mm]	 [mm]	 [mm]	 [mm]	 [mm]	 [kg]
SDPE6C0050P2T2P0N	==	050	60x60	48/38x48/38	6.3	25	70		70
SDPE6C0050P2T2B42	==	050	60x60	48/38x48/38	6.3	25	70		70
SDPE1C0075P2T2P0N	==	075	77x67	61.5/56x51.5/46.5	8.5	32	100		100
SDPE1C0075P2T2B42	==	075	77x67	61.5/56x51.5/46.5	8.5	32	100		100









swivel castor with total brake

TDPE6C0050P2T2P0N	==	050	60x60	48/38x48/38	6.3	25	70	80	70
TDPE6C0050P2T2B42	==	050	60x60	48/38x48/38	6.3	25	70	80	70
TDPE1C0075P2T2P0N	==	075	77x67	61.5/56x51.5/46.5	8.5	32	100	96	100
TDPE1C0075P2T2B42	==	075	77x67	61.5/56x51.5/46.5	8.5	32	100	96	100



single wheel

		 [mm]	 [mm]	 [mm]	 [mm]	 ø	 [kg]
050P2T2P0N	==	050	19	22	8	M6	50
075P2T2P0N	==	075	25	30	10	M8	75








single wheel

050P2T2B42	==	050	19	22	6	M6	50
075P2T2B42	==	075	25	30	8	M8	75



bolt hole swivel castor

		 [mm]	 [mm]		 [mm]	 [mm]	 [kg]
HDHHC0050P2T2P0N	==	050	11		25	70	70
HDHHC0050P2T2B42	==	050	11		25	70	70
HDHJC0075P2T2P0N	==	075	11		32	100	100
HDHJC0075P2T2B42	==	075	11		32	100	100



bolt hole swivel castor with total brake

BDHHC0050P2T2P0N	==	050	11		25	70	80	70
BDHHC0050P2T2B42	==	050	11		25	70	80	70
BDHJC0075P2T2P0N	==	075	11		32	100	96	100
BDHJC0075P2T2B42	==	075	11		32	100	96	100



bolt hole swivel castor

HDXHC0050P2T2P0N	==	050	11		25	70	70
HDXHC0050P2T2B42	==	050	11		25	70	70
HDXJC0075P2T2P0N	==	075	11		32	100	100
HDXJC0075P2T2B42	==	075	11		32	100	100



bolt hole swivel castor with total brake

BDXHC0050P2T2P0N	==	050	11		25	70	80	70
BDXHC0050P2T2B42	==	050	11		25	70	80	70
BDXJC0075P2T2P0N	==	075	11		32	100	96	100
BDXJC0075P2T2B42	==	075	11		32	100	96	100



SERIES N4N4

rim: polyamide
 tread: polyamide black
 axle bearing: plain bearing
 threadguard: without
 load capacity: 70 kg
 wheel diameter: 50 mm to 75 mm
 temperature range: -20°C to +60°C



EXAMPLE FOR APPLICATION









- ✓ display construction and shopfitting
- ✓ medical equipment
- ✓ catering equipment (cutlery trolleys)

HIGHLIGHTS AND ADVANTAGES









- ✓ cheaper nylon option
- ✓ higher load capacities by splitting on twin wheels
- ✓ can be combined with different stems or expanders

N4N4











									
		[mm]	[mm]	[mm]	[mm]	[mm]	[mm]	[mm]	[kg]
swivel castor									
SDPE6C0050N4N4P0N	==	050	60x60	48/38x48/38	6.3	25	70		70
SDPE1C0075N4N4P0N	==	075	77x67	61.5/56x51.5/46.5	8.5	32	100		70









									
		[mm]	[mm]	[mm]	[mm]	∅			[kg]
swivel castor with total brake									
TDPE6C0050N4N4P0N	==	050	60x60	48/38x48/38	6.3	25	70	80	70
TDPE1C0075N4N4P0N	==	075	77x67	61.5/56x51.5/46.5	8.5	32	100	96	70









									
		[mm]	[mm]	[mm]	[mm]	∅			[kg]
single wheel									
050N4N4P0N	==	050	18	22	8	M6			70
075N4N4P0N	==	075	23	28	8	M8			70









								
		[mm]	[mm]		[mm]	[mm]	[mm]	[kg]
bolt hole swivel castor								
HDHHHC0050N4N4P0N	==	050	11		25	70		70
HDHJJC0075N4N4P0N	==	075	11		32	100		70









								
		[mm]	[mm]		[mm]	[mm]	[mm]	[kg]
bolt hole swivel castor with total brake								
BDHHHC0050N4N4P0N	==	050	11		25	70	80	70
BDHJJC0075N4N4P0N	==	075	11		32	100	96	70



								
		[mm]	[mm]		[mm]	[mm]	[mm]	[kg]
bolt hole swivel castor								
HDXHHC0050N4N4P0N	==	050	11		25	70		70
HDXJJC0075N4N4P0N	==	075	11		32	100		70



								
		[mm]	[mm]		[mm]	[mm]	[mm]	[kg]
bolt hole swivel castor with total brake								
BDXHHC0050N4N4P0N	==	050	11		25	70	80	70
BDXJJC0075PN4N4P0N	==	075	11		32	100	96	70



CASCOO. INDUSTRIAL CASTORS.



INDUSTRIAL CASTORS

Our industrial and transport castors stand out by their high load capacities, low pivot bearing clearance and comfortable rolling resistance, as well as a noiseless and - if required - non-marking driving comfort. As a result, our industrial castors are used in various industry sectors, such as production of transport equipment, event industry, workshop manufacturing equipment, etc..

These casters are available with different mounting options like plate or bolt hole.

Some wheels can be mounted in different kind of housing types. Our standard doesn't match your exact demand? Please contact us.



CASCOO. INNOVATION.

The CASCOO *Innovation* line stands for competition. Simple, Strong, Innovative - the ultimate price-breaker.

	80 mm	100 mm	125 mm
rivet	open rivet	open rivet	open rivet
hub	42 mm	42 mm	46 mm / 52 mm
axle	8 mm	8 mm	8 mm / 10 mm
brake	standard	standard	standard
total height	108 mm	128 mm	155 mm
load capacity	up to 150 kg	up to 150 kg	up to 200 kg
highlights	also available in stainless steel		



CASCOO. FLEX.

Specific requirements require specific measures. Be more flexible with CASCOO *Flex*, which can be your solution for a successful business..


	80 mm	100 mm	125 mm	160 mm	200 mm
rivet	solid rivet	solid rivet	solid rivet	solid rivet	solid rivet
hub	42 mm	42 mm	52 mm	60 mm	60 mm
axle	8 mm	8 mm	8 mm / 10 mm	12 mm	12 mm
brake	standard	standard	standard	adjustable	adjustable
total height	100 mm	125 mm	155 mm	190 mm	235 mm
load capacity	up to 150 kg	up to 150 kg	up to 200 kg	up to 300 kg	up to 300 kg
highlights	available with directional lock				



CASCOO. BASICS.

CASCOO *Basics* - wheels and castors that make everyday life easier. Our favorable line without qualitative restrictions.

	80 mm	100 mm	125 mm
rivet	hollow rivet	hollow rivet	hollow rivet
hub	42 mm	42 mm	52 mm
axle	8 mm	8 mm	8 mm / 10 mm
brake	standard	standard	standard
total height	105 mm	125 mm	155 mm
load capacity	up to 150 kg	up to 150 kg	up to 200 kg



CASCOO. PREMIUM.

With CASCOO *Premium* your good comes good rolling. Special emphasis on material strength and stability. Let us convince you.

	80 mm	100 mm	125 mm	160 mm	200 mm
rivet	solid rivet	solid rivet	solid rivet	solid rivet	solid rivet
hub	42 mm	42 mm	52 mm	60 mm	60 mm
axle	8 mm	8 mm	8 mm / 10 mm	12 mm	12 mm
brake	standard	standard	standard	adjustable	adjustable
total height	105 mm	128 mm	155 mm	195 mm	235 mm
load capacity	up to 180 kg	up to 250 kg	up to 300 kg	up to 350 kg	up to 400 kg
highlights	also available with plate 135 x 110 mm				

INDUSTRIAL CASTORS AT A GLANCE

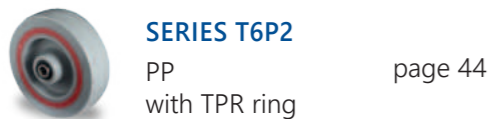
STANDARD PLATE HOUSING



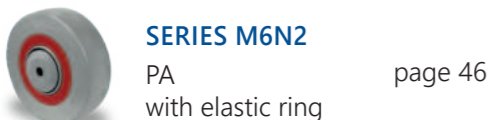
SERIES P0P0
PP page 40



SERIES N0N0
PA page 42



SERIES T6P2
PP with TPR ring page 44



SERIES M6N2
PA with elastic ring page 46



SERIES N2K6
PA with elastic ring page 48



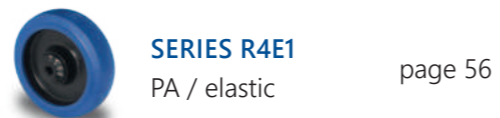
SERIES M6K6
PA with elastic ring page 50



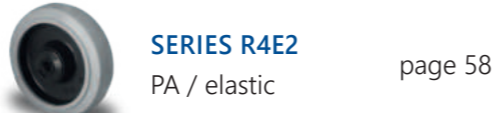
SERIES N2U6
PA / TPU page 52



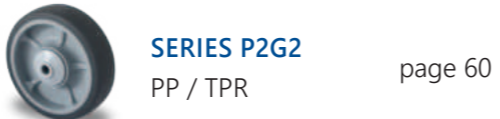
SERIES R4F1
PA / elastic page 54



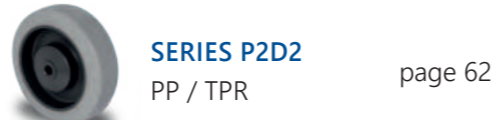
SERIES R4E1
PA / elastic page 56



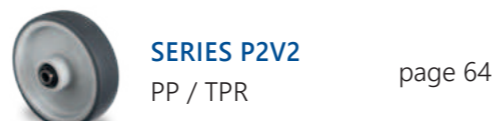
SERIES R4E2
PA / elastic page 58



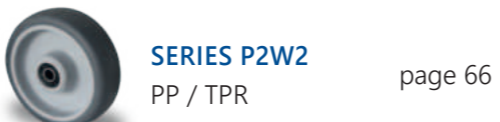
SERIES P2G2
PP / TPR page 60



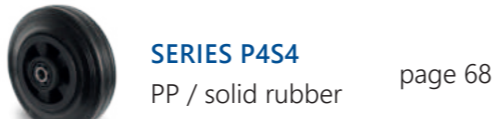
SERIES P2D2
PP / TPR page 62



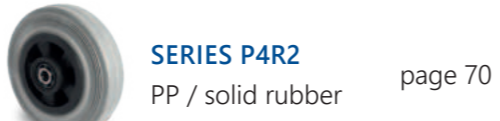
SERIES P2V2
PP / TPR page 64



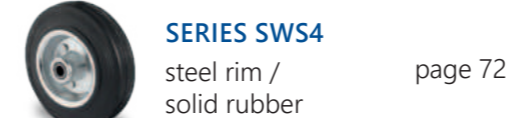
SERIES P2W2
PP / TPR page 66



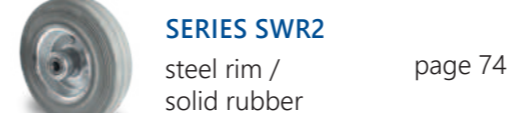
SERIES P4S4
PP / solid rubber page 68



SERIES P4R2
PP / solid rubber page 70



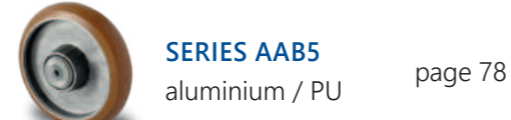
SERIES SWS4
steel rim / solid rubber page 72



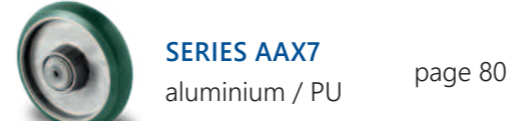
SERIES SWR2
steel rim / solid rubber page 74



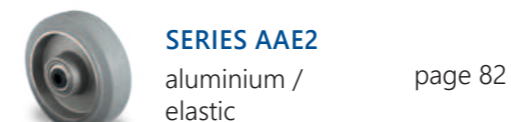
SERIES N4B5
PA / PU page 76




SERIES AAB5
aluminium / PU page 78



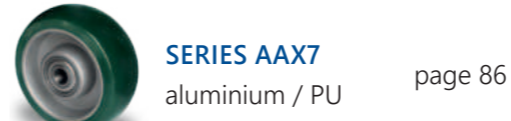
SERIES AAX7
aluminium / PU page 80



SERIES AAE2
aluminium / elastic page 82



SERIES AAU5
aluminium / PU page 84



SERIES AAX7
aluminium / PU page 86

BIG PLATE HOUSING



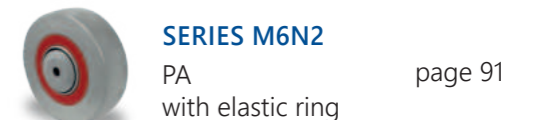
SERIES P0P0
PP page 88



SERIES N0N0
PA page 89



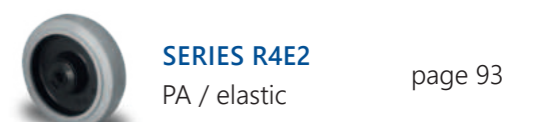
SERIES N2U6
PA / TPU page 90



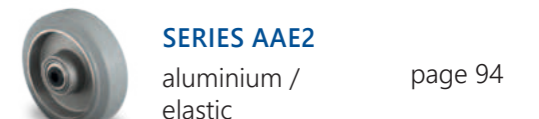
SERIES M6N2
PA with elastic ring page 91




SERIES R4F1 / R4E1
PA / elastic page 92



SERIES R4E2
PA / elastic page 93



SERIES AAE2
aluminium / elastic page 94



SERIES AAU5
aluminium / PU page 95



SERIES POP0

rim: polypropylene
 tread: polypropylene
 axle bearing: plain bearing / roller bearing
 threadguard: without / small metall threadguard
 load capacity: 80 kg to 250 kg
 wheel diameter: 80 mm to 200 mm
 temperature range: -20°C to +60°C



EXAMPLE FOR APPLICATION

- ✓ roll containers
- ✓ transport trolleys / furniture trolleys
- ✓ various mobile storage and transport devices

HIGHLIGHTS AND ADVANTAGES

- ✓ flexible everyday helper
- ✓ price-performance-ratio
- ✓ low starting resistance and therefore energy-saving



swivel castor

	[mm]	[mm]	[mm]	[mm]	[mm]	[mm]	[mm]	[kg]
SBP25WC080POP0P0N	080	105x80	80/77x60	9	40	105		80
SBP25WC080POP0R1W								
SBP25WC100POP0P0N	100	105x80	80/77x60	9	40	125		100
SBP25WC100POP0R1W								
SBP35WC125POP0R1W	125	105x80	80/77x60	9	40	155		150
SBP35WC125X0P0R1W								
SPP58WC150POP0R1W	150	135x110	105x84/76	11	55	190		250
SPP58WC160POP0P0N	160	135x110	105x84/76	11	55	195		250
SPP58WC160POP0R1W								
SPP58WC200POP0P0N	200	135x110	105x84/76	11	55	235		250
SPP58WC200POP0R1W								



fixed castor

	[mm]	[mm]	[mm]	[mm]	[mm]	[mm]	[mm]	[kg]
FBP22WC080POP0P0N	080	105x80	80/77x60	9		105		80
FBP22WC080POP0R1W								
FBP22WC100POP0P0N	100	105x80	80/77x60	9		125		100
FBP22WC100POP0R1W								
FBP32WC125POP0R1W	125	105x80	80/77x60	9		155		150
FBP32WC125X0P0R1W								
FPP55WC150POP0R1W	150	135x110	105x84/76	11		190		250
FPP55WC160POP0P0N	160	135x110	105x84/76	11		195		250
FPP55WC160POP0R1W								
FPP55WC200POP0P0N	200	135x110	105x84/76	11		235		250
FPP55WC200POP0R1W								



swivel castor with total brake

	[mm]	[mm]	[mm]	[mm]	[mm]	[mm]	[mm]	[kg]
TBP25WC080POP0P0N	080	105x80	80/77x60	9	40	105	127	80
TBP25WC080POP0R1W								
TBP25WC100POP0P0N	100	105x80	80/77x60	9	40	125	127	100
TBP25WC100POP0R1W								
TBP35WC125POP0R1W	125	105x80	80/77x60	9	45	155	127	150
TBP35WC125X0P0R1W								
TPP57WC150POP0R1W	150	135x110	105x84/76	11	55	190	165	250
TPP58WC160POP0P0N	160	135x110	105x84/76	11	55	195	165	250
TPP58WC160POP0R1W								
TPP58WC200POP0P0N	200	135x110	105x84/76	11	55	235	165	250
TPP58WC200POP0R1W								



bolt hole swivel castor

	[mm]	[mm]	[mm]	[mm]	[mm]	[mm]	[kg]
HBH35WC080POP0P0N	080	13		40	104		80
HBH35WC080POP0R1W							
HBH35WC100POP0P0N	100	13		40	124		100
HBH35WC100POP0R1W							
HBH85WC125POP0R1W	125	13		40	154		150
HBH85WC125X0P0R1W							
HPH98WC160POP0P0N	160	13		55	189		250
HPH98WC160POP0R1W							
HPH98WC200POP0P0N	200	13		55	228		250
HPH98WC200POP0R1W							



bolt hole swivel castor with total brake

	[mm]	[mm]	[mm]	[mm]	[mm]	[mm]	[kg]
BBH35WC080POP0P0N	080	13		40	104	127	80
BBH35WC080POP0R1W							
BBH35WC100POP0P0N	100	13		40	124	127	100
BBH35WC100POP0R1W							
BBH85WC125POP0R1W	125	13		45	154	127	150
BBH85WC125X0P0R1W							
BPH98WC160POP0P0N	160	13		55	189	165	250
BPH98WC160POP0R1W							
BPH98WC200POP0P0N	200	13		55	228	165	250
BPH98WC200POP0R1W							



single wheel

	[mm]	[mm]	[mm]	[mm]	ø		[kg]
080POP0P0N	080	34	40	12	M8		80
080POP0R1W							
100POP0P0N	100	36	40	12	M8		100
100POP0R1W							
125POP0R1W	125	38	50	15	M10		150
125X0P0R1W				12	M8		
150POP0R1W	150	50	59	20	M12		250
160POP0P0N	160	50	59	20	M12		250
160POP0R1W							
200POP0P0N	200	50	59	20	M12		250
200POP0R1W							



SERIES N0N0

rim: polyamide
 tread: polyamide
 axle bearing: plain bearing / roller bearing / ball bearing
 threadguard: without / small metal or plastic threadguard
 load capacity: 130 kg to 300 kg
 wheel diameter: 80 mm to 200 mm
 temperature range: -40°C to +80°C



EXAMPLE FOR APPLICATION

- ✓ roll containers
- ✓ transport trolleys / furniture trolleys
- ✓ various mobile storage and transport devices

HIGHLIGHTS AND ADVANTAGES

- ✓ durable and strong all-rounder
- ✓ suitable at low and high temperatures
- ✓ available in other colours and special designs



swivel castor

	[mm]	[mm]	[mm]	[mm]	[mm]	[mm]	[mm]	[kg]
SBP25WC080N0N0P0N	80	105x80	80/77x60	9	40	105		130
SBP25WC080N0N0R1W								
SBP25WC080N0N0B30								
SBP25WC100N0N0P0N	100	105x80	80/77x60	9	40	125		150
SBP25WC100N0N0R1W								
SBP25WC100N0N0B30								
SBP35WC125N0N0R1W	125	105x80	80/77x60	9	40	155		200
SBP35WC125N0N0B30								
SPP58WC150N0N0R1W	150	135x110	105x84/76	11	55	190		300
SPP58WC160N0N0P0N	160	135x110	105x84/76	11	55	195		300
SPP58WC160N0N0R1W								
SPP58WC200N0N0P0N	200	135x110	105x84/76	11	55	235		300
SPP58WC200N0N0R1W								



fixed castor

	[mm]	[mm]	[mm]	[mm]	[mm]	[mm]	[mm]	[kg]
FBP22WC080N0N0P0N	80	105x80	80/77x60	9		105		130
FBP22WC080N0N0R1W								
FBP22WC080N0N0B30								
FBP22WC100N0N0P0N	100	105x80	80/77x60	9		125		150
FBP22WC100N0N0R1W								
FBP22WC100N0N0B30								
FBP32WC125N0N0R1W	125	105x80	80/77x60	9		155		200
FBP32WC125N0N0B30								
FPP53WC150N0N0R1W	150	135x110	105x84/76	11		190		300
FPP53WC160N0N0P0N	160	135x110	105x84/76	11		195		300
FPP53WC160N0N0R1W								
FPP53WC200N0N0P0N	200	135x110	105x84/76	11		235		300
FPP53WC200N0N0R1W								



swivel castor with total brake

	[mm]	[mm]	[mm]	[mm]	[mm]	[mm]	[mm]	[kg]
TBP25WC080N0N0P0N	80	105x80	80/77x60	9	40	105	127	130
TBP25WC080N0N0R1W								
TBP25WC080N0N0B30								
TBP25WC100N0N0P0N	100	105x80	80/77x60	9	40	125	127	150
TBP25WC100N0N0R1W								
TBP25WC100N0N0B30								
TBP35WC125N0N0R1W	125	105x80	80/77x60	9	45	155	127	200
TBP35WC125N0N0B30								
TPP57WC150N0N0R1W	150	135x110	105x84/76	11	55	190	165	300
TPP58WC160N0N0P0N	160	135x110	105x84/76	11	55	195	165	300
TPP58WC160N0N0R1W								
TPP58WC200N0N0P0N	200	135x110	105x84/76	11	55	235	165	300
TPP58WC200N0N0R1W								



bolt hole swivel castor

	[mm]	[mm]	[mm]	[mm]	[mm]	[mm]	[mm]	[kg]
HBH35WC080N0N0P0N	80	13			40	104		130
HBH35WC080N0N0R1W								
HBH35WC080N0N0B30								
HBH35WC100N0N0P0N	100	13			40	124		150
HBH35WC100N0N0R1W								
HBH35WC100N0N0B30								
HBH85WC125N0N0R1W	125	13			40	154		150
HBH85WC125N0N0B30								
HPH98WC160N0N0P0N	160	13			55	189		250
HPH98WC160N0N0R1W								
HPH98WC200N0N0P0N	200	13			55	228		250
HPH98WC200N0N0R1W								



bolt hole swivel castor with total brake


	[mm]	[mm]	[mm]	[mm]	[mm]	[mm]	[mm]	[kg]
BBH35WC080N0N0P0N	80	13			40	104	127	130
BBH35WC080N0N0R1W								
BBH35WC080N0N0B30								
BBH35WC100N0N0P0N	100	13			40	124	127	150
BBH35WC100N0N0R1W								
BBH35WC100N0N0B30								
BBH85WC125N0N0R1W	125	13			45	154	127	150
BBH85WC125N0N0B30								
BPH98WC160N0N0P0N	160	13			55	189	165	250
BPH98WC160N0N0R1W								
BPH98WC200N0N0P0N	200	13			55	228	165	250
BPH98WC200N0N0R1W								



single wheel

	[mm]	[mm]	[mm]	[mm]	ø	[mm]	[mm]	[kg]
080N0N0P0N	80	34	40	12	M8			130
080N0N0R1W				12				
080N0N0B30				8				
100N0N0P0N	100	36	40	12	M8			150
100N0N0R1W				12				
100N0N0B30				8				
125N0N0R1W	125	38	50	15	M10			200
125N0N0B30				10				
150N0N0R1W	150	50	59	20	M12			300
160N0N0P0N	160	50	59	20	M12			300
160N0N0R1W								
200N0N0P0N	200	50	59	20	M12			300
200N0N0R1W								

N0N0



SERIES T6P2


rim: polypropylene with TPR ring
 tread: polypropylene grey
 axle bearing: roller bearing / ball bearing
 threadguard: small metal / plastic threadguard
 load capacity: 150 kg to 200 kg
 wheel diameter: 100 mm to 125 mm
 temperature range: -20°C to +60°C

EXAMPLE FOR APPLICATION













- ✓ roll containers
- ✓ various mobile storage and transport devices


HIGHLIGHTS AND ADVANTAGES

- ✓ durable alternative with high load capacity
- ✓ noise-reduced running through the inner dampening
- ✓ sideward movement - for example on a truck - possible without any problems
















swivel castor

								
	[mm]	[mm]	[mm]	[mm]	[mm]	[mm]	[mm]	[kg]
SPP21WC100T6P2R1W		100	105x80	80/77x60	9	40	128	160
SPP91WC100T6P2B36		100	105x80	80/77x60	9	40	128	160
SPP31WC125T6P2R1W		125	105x80	80/77x60	9	40	155	200
SPP91WC125T6P2B36		125	105x80	80/77x60	9	40	155	200

















fixed castor

								
	[mm]	[mm]	[mm]	[mm]	[mm]	[mm]	[mm]	[kg]
FPP25WC100T6P2R1W		100	105x80	80/77x60	9		128	160
FPP95WC100T6P2B36		100	105x80	80/77x60	9		128	160
FPP35WC125T6P2R1W		125	105x80	80/77x60	9		155	200
FPP95WC125T6P2B36		125	105x80	80/77x60	9		155	200
















swivel castor with total brake

									
	[mm]	[mm]	[mm]	[mm]	[mm]	[mm]	[mm]	[mm]	[kg]
TPP21WC100T6P2R1W		100	105x80	80/77x60	9	40	128	127	160
TPP91WC100T6P2B36		100	105x80	80/77x60	9	40	128	127	160
TPP31WC125T6P2R1W		125	105x80	80/77x60	9	45	155	127	200
TPP91WC125T6P2B36		125	105x80	80/77x60	9	45	155	127	200

















bolt hole swivel castor

								
	[mm]	[mm]	[mm]	[mm]	[mm]	[mm]	[mm]	[kg]
HPH35WC100T6P2R1W		100	13			40	127	150
HPH95WC100T6P2B36		100	13			40	127	150
HPH85WC125T6P2R1W		125	13			40	154	160
HPH95WC125T6P2B36		125	13			40	154	160















bolt hole swivel castor with total brake

									
	[mm]	[mm]	[mm]	[mm]	[mm]	[mm]	[mm]	[mm]	[kg]
BPH35WC100T6P2R1W		100	13			40	127		160
BPH95WC100T6P2B36		100	13			40	127		160
BPH85WC125T6P2R1W		125	13			40	155		200
BPH95WC125T6P2B36		125	13			40	155		200



single wheel

								
	[mm]	[mm]	[mm]	[mm]	ø			[kg]
100T6P2R1W		100	36	40	12	M8		160
100T6P2B36		100	36	40	8	M8		160
125T6P2R1W		125	36	50	15	M10		200
125T6P2B36		125	36	46	10	M10		200

T6P2



SERIES M6N2

rim: polyamide with elastic ring
 tread: polyamide
 axle bearing: roller bearing / ball bearing
 threadguard: small plastic threadguard
 load capacity: 150 kg to 200 kg
 wheel diameter: 100 mm to 125 mm
 temperature range: -20°C to +80°C



EXAMPLE FOR APPLICATION














- ✓ roll containers
- ✓ various mobile storage and transport devices

HIGHLIGHTS AND ADVANTAGES

- ✓ durable alternative with high load capacity
- ✓ noise-reduced running through the inner dampening elastic ring
- ✓ sideward movement - for example on a truck - possible without any problems













swivel castor

									
	[mm]	[mm]	[mm]	[mm]	[mm]	[mm]	[mm]	[mm]	[kg]
SPP21WC100M6N2R32		100	105x80	80/77x60	9	40	128		160
SPP21WC100M6N2B32									
SPP31WC125M6N2R32		125	105x80	80/77x60	9	40	155		200
SPP31WC125M6N2B32									















bolt hole swivel castor

							
	[mm]	[mm]		[mm]	[mm]	[mm]	[kg]
HPH35WC100M6N2R32		100	13		40	127	150
HPH35WC100M6N2B32							
HPH85WC125M6N2R32		125	13		40	154	160
HPH85WC125M6N2B32							













fixed castor

								
	[mm]	[mm]	[mm]	[mm]	[mm]	[mm]	[mm]	[kg]
FPP25WC100M6N2R32		100	105x80	80/77x60	9		128	160
FPP25WC100M6N2B32								
FPP35WC125M6N2R32		125	105x80	80/77x60	9		155	200
FPP35WC125M6N2B32								
















bolt hole swivel castor with total brake

							
	[mm]	[mm]		[mm]	[mm]	[mm]	[kg]
BPH35WC100M6N2R32		100	13		40	127	150
BPH35WC100M6N2B32							
BPH85WC125M6N2R32		125	13		45	154	160
BPH85WC125M6N2B32							













swivel castor with total brake

									
	[mm]	[mm]	[mm]	[mm]	[mm]	[mm]	[mm]	[mm]	[kg]
TPP21WC100M6N2R32		100	105x80	80/77x60	9	40	128	127	160
TPP21WC100M6N2B32									
TPP31WC125M6N2R32		125	105x80	80/77x60	9	45	155	127	200
TPP31WC125M6N2B32									



single wheel

						
	[mm]	[mm]	[mm]	[mm]	ø	[kg]
100M6N2R32		100	36	40	12	160
100M6N2B32					8	
125M6N2R32		125	36	50	15	200
125M6N2B32					10	



SERIES N2K6

rim: polyamide
 tread: polyamide with elastic ring
 axle bearing: ball bearing
 threadguard: small plastic threadguard
 load capacity: 160 kg to 200 kg
 wheel diameter: 125 mm
 temperature range: -20°C to +80°C

EXAMPLE FOR APPLICATION

- ✓ roll containers
- ✓ various mobile storage and transport devices

HIGHLIGHTS AND ADVANTAGES

- ✓ durable alternative with high load capacity
- ✓ noise-reduced running through the inner and outer dampening elastic ring
- ✓ low rolling resistance due to convex tread









swivel castor

									
	[mm]	[mm]	[mm]	[mm]	[mm]	[mm]	[mm]	[mm]	[kg]
SPP31WC125N2K6B32	125	105x80	80/77x60	9	40	155			200







fixed castor

									
	[mm]	[mm]	[mm]	[mm]	[mm]	[mm]	[mm]	[mm]	[kg]
FPP35WC125N2K6B32	125	105x80	80/77x60	9			155		200




swivel castor with total brake

									
	[mm]	[mm]	[mm]	[mm]	[mm]	[mm]	[mm]	[mm]	[kg]
TPP31WC125N2K6B32	125	105x80	80/77x60	9	40	155	127		200



bolt hole swivel castor

									
	[mm]	[mm]	[mm]	[mm]	[mm]	[mm]	[mm]	[mm]	[kg]
HPH85WC125N2K6B32	125	13			40	154			160



bolt hole swivel castor with total brake

									
	[mm]	[mm]	[mm]	[mm]	[mm]	[mm]	[mm]	[mm]	[kg]
BPH85WC125N2K6B32	125	13			45	154			160



single wheel

									
	[mm]	[mm]	[mm]	[mm]	[mm]	∅			[kg]
125N2K6B32	125	34	50	10	M10				200



SERIES M6K6

rim: polyamide with elastic ring
 tread: polyamide with elastic ring
 axle bearing: ball bearing
 threadguard: small plastic threadguard
 load capacity: 160 kg to 200 kg
 wheel diameter: 125 mm
 temperature range: -20°C to +80°C

EXAMPLE FOR APPLICATION








- ✓ roll containers
- ✓ various mobile storage and transport devices

HIGHLIGHTS AND ADVANTAGES

- ✓ durable alternative with high load capacity
- ✓ noise-reduced running through the inner dampening elastic ring
- ✓ low rolling resistance due to convex tread









swivel castor

									
	[mm]	[mm]	[mm]	[mm]	[mm]	[mm]	[mm]	[mm]	[kg]
SPP31WC125M6K6B32	125	105x80	80/77x60	9	40	155			200



fixed castor

									
	[mm]	[mm]	[mm]	[mm]	[mm]	[mm]	[mm]	[mm]	[kg]
FPP35WC125M6K6B32	125	105x80	80/77x60	9			155		200




swivel castor with total brake

									
	[mm]	[mm]	[mm]	[mm]	[mm]	[mm]	[mm]	[mm]	[kg]
TPP31WC125M6K6B32	125	105x80	80/77x60	9	40	155	127		200



bolt hole swivel castor

									
	[mm]	[mm]	[mm]	[mm]	[mm]	[mm]	[mm]	[mm]	[kg]
HPH85WC125M6K6B32	125	13			40	154			160



bolt hole swivel castor with total brake

									
	[mm]	[mm]	[mm]	[mm]	[mm]	[mm]	[mm]	[mm]	[kg]
BPH85WC125M6K6B32	125	13			45	154	127		160



single wheel

									
	[mm]	[mm]	[mm]	[mm]	[mm]	∅			[kg]
125M6K6B32	125	34	50	10	M10				200



SERIES N2U6

rim: polyamide
 tread: thermoplastic polyurethane 95° shore A red
 axle bearing: roller bearing / ball bearing / double ball bearing
 threadguard: small metal / plastic threadguard
 load capacity: 130 kg to 350 kg
 wheel diameter: 80 mm to 200 mm
 temperature range: -40°C to +80°C



EXAMPLE FOR APPLICATION

- ✓ roll containers
- ✓ various mobile storage and transport devices

HIGHLIGHTS AND ADVANTAGES

- ✓ particular resistance to acids, oils and fats
- ✓ high load capacities in various temperature ranges
- ✓ noise-reduced running due to the slightly elastic tread



swivel castor

	[mm]	[mm]	[mm]	[mm]	[mm]	[mm]	[mm]	[kg]
SBP25WC080N2U6R1W		80	105x80	80/77x60	9	40	105	130
SPP21WC080N2U6B32								
SBP25WC100N2U6R1W		100	105x80	80/77x60	9	40	125	150
SPP21WC100N2U6B32								
SBP35WC125N2U6R1W		125	105x80	80/77x60	9	40	155	200
SPP31WC125N2U6B32								
SPP57WC160N2U6R1W		160	135x110	105x84/76	11	55	195	350
SPP57WC160N2U6B32								
SPP57WC200N2U6R1W		200	135x110	105x84/76	11	55	235	350
SPP57WC200N2U6D32								



fixed castor

	[mm]	[mm]	[mm]	[mm]	[mm]	[mm]	[mm]	[kg]
FBP22WC080N2U6R1W		80	105x80	80/77x60	9	40	105	130
FPP22WC080N2U6B32								
FBP22WC100N2U6R1W		100	105x80	80/77x60	9	40	125	150
FPP25WC100N2U6B32								
FBP32WC125N2U6R1W		125	105x80	80/77x60	9	40	155	200
FPP35WC125N2U6B32								
FPP53WC160N2U6R1W		160	135x110	105x84/76	11	55	195	350
FPP53WC160N2U6B32								
FPP53WC200N2U6R1W		200	135x110	105x84/76	11	55	235	350
FPP53WC200N2U6D32								



swivel castor with total brake

	[mm]	[mm]	[mm]	[mm]	[mm]	[mm]	[mm]	[kg]
TBP25WC080N2U6R1W		80	105x80	80/77x60	9	40	105	127
TPP21WC080N2U6B32								
TBP25WC100N2U6R1W		100	105x80	80/77x60	9	40	125	127
TPP21WC100N2U6B32								
TBP35WC125N2U6R1W		125	105x80	80/77x60	9	45	155	127
TPP31WC125N2U6B32								
TPP57WC160N2U6R1W		160	135x110	105x84/76	11	55	195	165
TPP57WC160N2U6B32								
TPP57WC200N2U6R1W		200	135x110	105x84/76	11	55	235	165
TPP57WC200N2U6D32								



bolt hole swivel castor

	[mm]	[mm]	[mm]	[mm]	[mm]	[mm]	[mm]	[kg]
HBH35WC080N2U6R1W		80	13		9	40	104	130
HPH35WC080N2U6B32								
HBH35WC100N2U6R1W		100	13		9	40	127	150
HPH35WC100N2U6B32								
HBH85WC125N2U6R1W		125	13		9	40	154	160
HPH85WC125N2U6B32								
HPH98WC160N2U6R1W		160	13		11	55	189	250
HPH98WC160N2U6B32								
HPH98WC200N2U6R1W		200	13		11	55	228	250
HPH98WC200N2U6D32								



bolt hole swivel castor with total brake

	[mm]	[mm]	[mm]	[mm]	[mm]	[mm]	[mm]	[kg]
BBH35WC080N2U6R1W		80	13		9	40	104	127
BPH35WC080N2U6B32								
BBH35WC100N2U6R1W		100	13		9	40	127	127
BPH35WC100N2U6B32								
BBH85WC125N2U6R1W		125	13		9	45	154	127
BPH85WC125N2U6B32								
BPH98WC160N2U6R1W		160	13		11	55	189	165
BPH98WC160N2U6B32								
BPH98WC200N2U6R1W		200	13		11	55	228	165
BPH98WC200N2U6D32								



single wheel

	[mm]	[mm]	[mm]	[mm]	[mm]	∅	[mm]	[kg]
080N2U6R1W		80	32	40	12	8	M8	130
080N2U6B32								
100N2U6R1W		100	32	40	12	8	M8	150
100N2U6B32								
125N2U6R1W		125	32	50	15	10	M10	200
125N2U6B32								
160N2U6R1W		160	40	59	20	12	M12	350
160N2U6B32								
200N2U6R1W		200	48	59	20	12	M12	350
200N2U6D32								



SERIES R4F1

rim: polyamide
 tread: elastic 75° shore A blue
 axle bearing: roller bearing
 threadguard: without
 load capacity: 130 kg to 350 kg
 wheel diameter: 80 mm to 200 mm
 temperature range: -20°C to +80°C

EXAMPLE FOR APPLICATION









- ✓ roll containers
- ✓ flightcases / event industry
- ✓ various mobile storage and transport devices

HIGHLIGHTS AND ADVANTAGES

- ✓ low-noise running on all surfaces
- ✓ sufficient loads in our well-known Basics version
- ✓ also available with a grey tread in stainless steel version V2A



swivel castor

								
	[mm]	[mm]	[mm]	[mm]	[mm]	[mm]	[mm]	[kg]
SBP25WC080R4F1R0N	80	105x80	80/77x60	9	40	105		130
SBP25WC100R4F1R0N	100	105x80	80/77x60	9	40	125		160
SBP35WC125R4F1R0N	125	105x80	80/77x60	9	40	155		200
SPP58WC160R4F1R0N	160	135x110	105x84/76	11	55	195		300
SPP58WC200R4F1R0N	200	135x110	105x84/76	11	55	235		350



fixed castor

FBP22WC080R4F1R0N	80	105x80	80/77x60	9		105		130
FBP22WC100R4F1R0N	100	105x80	80/77x60	9		125		160
FBP32WC125R4F1R0N	125	105x80	80/77x60	9		155		200
FPP53WC160R4F1R0N	160	135x110	105x84/76	11		195		300
FPP53WC200R4F1R0N	200	135x110	105x84/76	11		235		350









swivel castor with total brake

TBP25WC080R4F1R0N	80	105x80	80/77x60	9	40	105	127	130
TBP25WC100R4F1R0N	100	105x80	80/77x60	9	40	125	127	160
TBP35WC125R4F1R0N	125	105x80	80/77x60	9	45	155	127	200
TPP58WC160R4F1R0N	160	135x110	105x84/76	11	55	195	165	300
TPP58WC200R4F1R0N	200	135x110	105x84/76	11	55	235	165	350



bolt hole swivel castor

							
	[mm]	[mm]		[mm]	[mm]	[mm]	[kg]
HBH35WC080R4F1R0N	80	13		40	104		130
HBH35WC100R4F1R0N	100	13		40	124		150
HBH85WC125R4F1R0N	125	13		40	154		160
HPH98WC160R4F1R0N	160	13		55	189		250
HPH98WC200R4F1R0N	200	13		55	228		250










bolt hole swivel castor with total brake

BBH35WC080R4F1R0N	80	13		40	104	127	130
BBH35WC100R4F1R0N	100	13		40	124	127	150
BBH85WC125R4F1R0N	125	13		45	154	127	160
BPH98WC160R4F1R0N	160	13		55	189	165	250
BPH98WC200R4F1R0N	200	13		55	228	165	250



single wheel

							
	[mm]	[mm]	[mm]	[mm]	ø		[kg]
080R4F1R0N	80	35	40	12	M8		130
100R4F1R0N	100	35	40	12	M8		160
125R4F1R0N	125	38	50	15	M10		200
160R4F1R0N	160	46	59	20	M12		300
200R4F1R0N	200	46	59	20	M12		350



SERIES R4E1

rim: polyamide
 tread: elastic 65° shore A blue
 axle bearing: ball bearing / double ball bearing
 threadguard: small plastic threadguard
 load capacity: 150 kg to 350 kg
 wheel diameter: 80 mm to 200 mm
 temperature range: -20°C to +80°C



EXAMPLE FOR APPLICATION

- ✓ roll containers
- ✓ flightcases / event industry
- ✓ various mobile storage and transport devices

HIGHLIGHTS AND ADVANTAGES

- ✓ low-noise running on all surfaces
- ✓ high load capacities in our strong Premium version
- ✓ ball bearing as axle bearing for improved rolling resistance



swivel castor

	[mm]	[mm]	[mm]	[mm]	[mm]	[mm]	[mm]	[kg]
SPP21WC080R4E1B34		80	105x80	80/77x60	9	40	105	150
SPP21WC100R4E1B34		100	105x80	80/77x60	9	40	128	200
SPP31WC125R4E1B34		125	105x80	80/77x60	9	40	155	220
SPP58WC160R4E1D34		160	135x110	105x84/76	11	55	195	300
SPP58WC200R4E1D34		200	135x110	105x84/76	11	55	235	350



fixed castor

	[mm]	[mm]	[mm]	[mm]	[mm]	[mm]	[mm]	[kg]
FPP22WC080R4E1B34		80	105x80	80/77x60	9		105	150
FPP22WC100R4E1B34		100	105x80	80/77x60	9		128	200
FPP35WC125R4E1B34		125	105x80	80/77x60	9		155	220
FPP53WC160R4E1D34		160	135x110	105x84/76	11		195	300
FPP53WC200R4E1D34		200	135x110	105x84/76	11		235	350



swivel castor with total brake

	[mm]	[mm]	[mm]	[mm]	[mm]	[mm]	[mm]	[kg]	
TPP21WC080R4E1B34		80	105x80	80/77x60	9	40	105	127	150
TPP21WC100R4E1B34		100	105x80	80/77x60	9	40	128	127	200
TPP31WC125R4E1B34		125	105x80	80/77x60	9	45	155	127	220
TPP58WC160R4E1D34		160	135x110	105x84/76	11	55	195	165	300
TPP58WC200R4E1D34		200	135x110	105x84/76	11	55	235	165	350



bolt hole swivel castor

	[mm]	[mm]	[mm]	[mm]	[mm]	[mm]	[mm]	[kg]
HPH35WC080R4E1B34		80	13		40	104		130
HPH35WC100R4E1B34		100	13		40	127		150
HPH85WC125R4E1B34		125	13		40	154		160
HPH98WC160R4E1D34		160	13		55	189		250
HPH98WC200R4E1D34		200	13		55	228		250



bolt hole swivel castor with total brake


	[mm]	[mm]	[mm]	[mm]	[mm]	[mm]	[mm]	[kg]
BPH35WC080R4E1B34		80	13		40	104	127	130
BPH35WC100R4E1B34		100	13		40	127	127	150
BPH85WC125R4E1B34		125	13		45	154	127	160
BPH98WC160R4E1D34		160	13		55	189	165	250
BPH98WC200R4E1D34		200	13		55	228	165	250



single wheel

	[mm]	[mm]	[mm]	[mm]	ø			[kg]
080R4E1B34		80	35	40	8	M8		150
100R4E1B34		100	35	40	8	M8		200
125R4E1B34		125	38	50	10	M10		250
160R4E1D34		160	46	59	12	M12		300
200R4E1D34		200	46	59	12	M12		350





SERIES R4E2

rim: polyamide
 tread: elastic 65° shore A grey
 axle bearing: ball bearing / double ball bearing
 threadguard: small plastic threadguard
 load capacity: 150 kg to 350 kg
 wheel diameter: 80 mm to 200 mm
 temperature range: -20°C to +80°C



EXAMPLE FOR APPLICATION

- ✓ roll containers
- ✓ transport trolleys
- ✓ various mobile storage and transport devices

HIGHLIGHTS AND ADVANTAGES

- ✓ low-noise running on all surfaces
- ✓ high load capacities in our strong Premium version
- ✓ ball bearing as axle bearing for improved rolling resistance



swivel castor								
	[mm]	[mm]	[mm]	[mm]	[mm]	[mm]	[mm]	[kg]
SPP21WC080R4E2B34		80	105x80	80/77x60	9	40	105	150
SPP21WC100R4E2B34		100	105x80	80/77x60	9	40	128	200
SPP31WC125R4E2B34		125	105x80	80/77x60	9	40	155	220
SPP58WC160R4E2D34		160	135x110	105x84/76	11	55	195	300
SPP58WC200R4E2D34		200	135x110	105x84/76	11	55	235	350



bolt hole swivel castor							
	[mm]	[mm]	[mm]	[mm]	[mm]	[mm]	[kg]
HPH35WC080R4E2B34		80	13		40	104	130
HPH35WC100R4E2B34		100	13		40	127	150
HPH85WC125R4E2B34		125	13		40	154	160
HPH98WC160R4E2D34		160	13		55	189	250
HPH98WC200R4E2D34		200	13		55	228	250



fixed castor							
	[mm]	[mm]	[mm]	[mm]	[mm]	[mm]	[kg]
FPP22WC080R4E2B34		80	105x80	80/77x60	9	105	150
FPP22WC100R4E2B34		100	105x80	80/77x60	9	128	200
FPP35WC125R4E2B34		125	105x80	80/77x60	9	155	220
FPP53WC160R4E2D34		160	135x110	105x84/76	11	195	300
FPP53WC200R4E2D34		200	135x110	105x84/76	11	235	350



bolt hole swivel castor with total brake							
	[mm]	[mm]	[mm]	[mm]	[mm]	[mm]	[kg]
BPH35WC080R4E2B34		80	13		40	104	127
BPH35WC100R4E2B34		100	13		40	127	150
BPH85WC125R4E2B34		125	13		45	154	160
BPH98WC160R4E2D34		160	13		55	189	250
BPH98WC200R4E2D34		200	13		55	228	250



swivel castor with total brake								
	[mm]	[mm]	[mm]	[mm]	[mm]	[mm]	[mm]	[kg]
TPP21WC080R4E2B34		80	105x80	80/77x60	9	40	105	127
TPP21WC100R4E2B34		100	105x80	80/77x60	9	40	128	200
TPP31WC125R4E2B34		125	105x80	80/77x60	9	45	155	220
TPP58WC160R4E2D34		160	135x110	105x84/76	11	55	195	300
TPP58WC200R4E2D34		200	135x110	105x84/76	11	55	235	350



single wheel							
	[mm]	[mm]	[mm]	[mm]	ø		[kg]
080R4E2B34		80	35	40	8	M8	150
100R4E2B34		100	35	40	8	M8	200
125R4E2B34		125	38	50	10	M10	250
160R4E2D34		160	46	59	12	M12	300
200R4E2D34		200	46	59	12	M12	350

R4E2



SERIES P2G2

rim: polypropylene
 tread: thermoplastic rubber 65° shore A grey
 axle bearing: ball bearing / double ball bearing
 threadguard: small plastic threadguard
 load capacity: 100 kg to 300 kg
 wheel diameter: 100 mm to 250 mm
 temperature range: -20°C to +60°C



EXAMPLE FOR APPLICATION

- ✓ material handling trolleys
- ✓ transport trolleys
- ✓ various mobile storage and transport devices

HIGHLIGHTS AND ADVANTAGES

- ✓ low-noise running on all surfaces
- ✓ extraordinary design
- ✓ ball bearing as axle bearing for improved rolling resistance



swivel castor

	[mm]	[mm]	[mm]	[mm]	[mm]	[mm]	[mm]	[mm]	[kg]
SBP26WC100P2G2B32									135
SBP35WC125P2G2B32									165
SPP58WC160P2G2B32									200
SPP58WC200P2G2B32									250
SPP57WC250P2G2D32									300



fixed castor

FBP22WC100P2G2B32									135
FBP32WC125P2G2B32									165
FPP55WC160P2G2B32									200
FPP55WC200P2G2B32									250
FPP53WC250P2G2D32									300



swivel castor with total brake

TBP25WC100P2G2B32									135
TBP35WC125P2G2B32									165
TPP58WC160P2G2B32									200
TPP58WC200P2G2B32									250
TPP57WC250P2G2D32									300



bolt hole swivel castor

	[mm]	[mm]	[mm]	[mm]	[mm]	[mm]	[kg]
HBH36WC100P2G2B32							100
HBH85WC125P2G2B32							160
HPH98WC160P2G2B32							200
HPH98WC200P2G2B32							250
HPH97WC250P2G2D32							300




bolt hole swivel castor with total brake

BBH35WC100P2G2B32								100
BBH85WC125P2G2B32								160
BPH98WC160P2G2B32								200
BPH98WC200P2G2B32								250
BPH97WC250P2G2D32								300



single wheel

	[mm]	[mm]	[mm]	[mm]	ø	[kg]
100P2G2B32					M8	135
125P2G2B32					M10	165
160P2G2B32					M12	200
200P2G2B32					M12	250
250P2G2D32					M12	300



SERIES P2D2

rim: polypropylene
 tread: thermoplastic rubber 65° shore A grey
 axle bearing: ball bearing
 threadguard: small plastic threadguard
 load capacity: 100 kg to 165 kg
 wheel diameter: 100 mm to 125 mm
 temperature range: -20°C to +60°C



EXAMPLE FOR APPLICATION












- ✓ material handling trolleys
- ✓ roll containers for laundries
- ✓ various mobile storage and transport devices

HIGHLIGHTS AND ADVANTAGES

- ✓ low-noise running on all surfaces
- ✓ high load capacities in our well-known Basics version
- ✓ ball bearing as axle bearing for improved rolling resistance














swivel castor

									
	[mm]	[mm]	[mm]	[mm]	[mm]	[mm]	[mm]	[kg]	
SBP26WC100P2D2B32		100	105x80	80/77x60	9	40	125	135	
SBP35WC125P2D2B32		125	105x80	80/77x60	9	40	155	165	














fixed castor

									
	[mm]	[mm]	[mm]	[mm]	[mm]	[mm]	[mm]	[mm]	[kg]
FBP22WC100P2D2B32		100	105x80	80/77x60	9		125		135
FBP32WC125P2D2B32		125	105x80	80/77x60	9		155		165














swivel castor with total brake

									
	[mm]	[mm]	[mm]	[mm]	[mm]	[mm]	[mm]	[mm]	[kg]
TBP25WC100P2D2B32		100	105x80	80/77x60	9	40	125	127	135
TBP35WC125P2D2B32		125	105x80	80/77x60	9	45	155	127	165



bolt hole swivel castor

									
	[mm]	[mm]	[mm]	[mm]	[mm]	[mm]	[mm]	[mm]	[kg]
HBH36WC100P2D2B32		100	13			40	124		100
HBH85WC125P2D2B32		125	13			40	154		160














bolt hole swivel castor with total brake

									
	[mm]	[mm]	[mm]	[mm]	[mm]	[mm]	[mm]	[mm]	[kg]
BBH35WC100P2D2B32		100	13			40	124	127	100
BBH85WC125P2D2B32		125	13			45	154	127	160



single wheel

									
	[mm]	[mm]	[mm]	[mm]	[mm]	ø			[kg]
100P2D2B32		100	35	40	8	M8			135
125P2D2B32		125	40	50	10	M10			165



SERIES P2V2

rim: polypropylene
 tread: thermoplastic rubber 85° shore A grey
 axle bearing: roller bearing / ball bearing / double ball bearing
 threadguard: small metal / plastic threadguard
 load capacity: 80 kg to 200 kg
 wheel diameter: 80 mm to 200 mm
 temperature range: -20°C to +60°C

EXAMPLE FOR APPLICATION

- ✓ material handling trolleys
- ✓ transport trolleys / furniture trolleys
- ✓ various mobile storage and transport devices

HIGHLIGHTS AND ADVANTAGES

- ✓ noise-reduced running on all surfaces
- ✓ sufficient loads in our well-known Basics version
- ✓ ball bearing as axle bearing for improved rolling resistance



swivel castor

	[mm]	[mm]	[mm]	[mm]	[mm]	[mm]	[mm]	[kg]
SBP26WC080P2V2R1W	80	105x80	80/77x60	9	40	105		80
SBP26WC080P2V2B32								
SBP26WC100P2V2R1W	100	105x80	80/77x60	9	40	125		100
SBP26WC100P2V2B32								
SBP35WC125P2V2R1W	125	105x80	80/77x60	9	40	155		135
SBP35WC125P2V2B32								
SPP58WC160P2V2R1W	160	135x110	105x84/76	11	55	195		200
SPP58WC160P2V2B32								
SPP58WC200P2V2R1W	200	135x110	105x84/76	11	55	235		200
SPP58WC200P2V2D32								



fixed castor

FBP22WC080P2V2R1W	80	105x80	80/77x60	9		105		80
FBP22WC080P2V2B32								
FBP22WC100P2V2R1W	100	105x80	80/77x60	9		125		100
FBP22WC100P2V2B32								
FBP32WC125P2V2R1W	125	105x80	80/77x60	9		155		135
FBP32WC125P2V2B32								
FPP55WC160P2V2R1W	160	135x110	105x84/76	11		195		200
FPP55WC160P2V2B32								
FPP55WC200P2V2R1W	200	135x110	105x84/76	11		235		200
FPP55WC200P2V2D32								



swivel castor with total brake

TBP25WC080P2V2R1W	80	105x80	80/77x60	9	40	105	127	80
TBP25WC080P2V2B32								
TBP25WC100P2V2R1W	100	105x80	80/77x60	9	40	125	127	100
TBP25WC100P2V2B32								
TBP35WC125P2V2R1W	125	105x80	80/77x60	9	45	155	127	135
TBP35WC125P2V2B32								
TPP58WC160P2V2R1W	160	135x110	105x84/76	11	55	195	165	200
TPP58WC160P2V2B32								
TPP58WC200P2V2R1W	200	135x110	105x84/76	11	55	235	165	200
TPP58WC200P2V2D32								



bolt hole swivel castor

	[mm]	[mm]		[mm]	[mm]	[kg]
BBH36WC080P2V2R1W	80	13		40	104	80
BBH36WC080P2V2B32						
BBH36WC100P2V2R1W	100	13		40	124	100
BBH36WC100P2V2B32						
BBH85WC125P2V2R1W	125	13		40	154	135
BBH85WC125P2V2B32						
HPH98WC160P2V2R1W	160	13		55	189	200
HPH98WC160P2V2B32						
HPH98WC200P2V2R1W	200	13		55	228	200
HPH98WC200P2V2D32						




bolt hole swivel castor with total brake

BBH35WC080P2V2R1W	80	13		40	104	127	80
BBH35WC080P2V2B32							
BBH35WC100P2V2R1W	100	13		40	124	127	100
BBH35WC100P2V2B32							
BBH85WC125P2V2R1W	125	13		45	154	127	135
BBH85WC125P2V2B32							
BPH98WC160P2V2R1W	160	13		55	189	165	200
BPH98WC160P2V2B32							
BPH98WC200P2V2R1W	200	13		55	228	165	200
BPH98WC200P2V2D32							



single wheel

	[mm]	[mm]	[mm]	[mm]	ø		[kg]
080P2V2R1W	80	32	40	12	8	M8	80
080P2V2B32							
100P2V2R1W	100	32	40	12	8	M8	100
100P2V2B32							
125P2V2R1W	125	32	50	15	10	M10	135
125P2V2B32							
160P2V2R1W	160	40	59	20	12	M12	200
160P2V2B32							
200P2V2R1W	200	48	59	20	12	M12	200
200P2V2D32							



SERIES P2W2

rim: polypropylene
 tread: thermoplastic rubber 95° shore A grey
 axle bearing: plain bearing / roller bearing
 threadguard: without / small metall threadguard
 load capacity: 75 kg to 100 kg
 wheel diameter: 80 mm to 100 mm
 temperature range: -20°C to +60°C

EXAMPLE FOR APPLICATION










- ✓ material handling trolleys
- ✓ transport trolleys / furniture trolleys
- ✓ various mobile storage and transport devices

HIGHLIGHTS AND ADVANTAGES

- ✓ noise-reduced running on all surfaces
- ✓ sufficient loads in our well-known Basics version
- ✓ at 100 mm with injected steel tube for a longer service life











swivel castor

									
	[mm]	[mm]	[mm]	[mm]	[mm]	[mm]	[mm]	[mm]	[kg]
SBP26WC080P2W2P0N	80	105x80	80/77x60	9	40	105			75
SBP26WC080P2W2R1W	80	105x80	80/77x60	9	40	105			75
SBP26WC100P2W2P0N	100	105x80	80/77x60	9	40	125			100
SBP26WC100P2W2R1W	100	105x80	80/77x60	9	40	125			100



bolt hole swivel castor

								
	[mm]	[mm]	[mm]	[mm]	[mm]	[mm]	[mm]	[kg]
HBH36WC080P2W2P0N	80	13			40	104		75
HBH36WC080P2W2R1W	80	13			40	104		75
HBH36WC100P2W2P0N	100	13			40	124		100
HBH36WC100P2W2R1W	100	13			40	124		100



fixed castor

FBP22WC080P2W2P0N	80	105x80	80/77x60	9	105		75
FBP22WC080P2W2R1W	80	105x80	80/77x60	9	105		75
FBP22WC100P2W2P0N	100	105x80	80/77x60	9	125		100
FBP22WC100P2W2R1W	100	105x80	80/77x60	9	125		100



bolt hole swivel castor with total brake

BBH35WC080P2W2P0N	80	13		40	104	127	75
BBH35WC080P2W2R1W	80	13		40	104	127	75
BBH35WC100P2W2P0N	100	13		40	124	127	100
BBH35WC100P2W2R1W	100	13		40	124	127	100










swivel castor with total brake

TBP25WC080P2W2P0N	80	105x80	80/77x60	9	40	105	127	75
TBP25WC080P2W2R1W	80	105x80	80/77x60	9	40	105	127	75
TBP25WC100P2W2P0N	100	105x80	80/77x60	9	40	125	127	100
TBP25WC100P2W2R1W	100	105x80	80/77x60	9	40	125	127	100



single wheel

							
	[mm]	[mm]	[mm]	[mm]	ø		[kg]
080P2W2P0N	80	30	40	12	8		75
080P2W2R1W	80	30	40	12	8		75
100P2W2P0N	100	32	40	12	8		100
100P2W2R1W	100	32	40	12	8		100



SERIES P4S4

rim: polypropylene
 tread: solid rubber 85° shore A black
 axle bearing: roller bearing
 threadguard: without
 load capacity: 70 kg to 250 kg
 wheel diameter: 80 mm to 250 mm
 temperature range: -20°C to +60°C

EXAMPLE FOR APPLICATION










- ✓ transport trolleys / furniture trolleys
- ✓ various mobile storage and transport devices
- ✓ workshop equipment

HIGHLIGHTS AND ADVANTAGES

- ✓ low-noise running on all surfaces
- ✓ robust everyday helper for indoor and outdoor use
- ✓ at CASCOO: always conform to REACH regulations



swivel castor

									
	[mm]	[mm]	[mm]	[mm]	[mm]	[mm]	[mm]	[mm]	[kg]
SBP26WC080P4S4R0N	80	105x80	80/77x60	9	40	105			70
SBP26WC100P4S4R0N	100	105x80	80/77x60	9	40	125			75
SBP35WC125P4S4R0N	125	105x80	80/77x60	9	40	155			100
SPP58WC160P4S4R0N	160	135x110	105x84/76	11	55	195			135
SPP58WC200P4S4R0N	200	135x110	105x84/76	11	55	235			205
SPP57WC250P4S4R0N	250	135x110	105x84/76	11	65	295			250



fixed castor

FBP22WC080P4S4R0N	80	105x80	80/77x60	9		105			70
FBP22WC100P4S4R0N	100	105x80	80/77x60	9		125			75
FBP32WC125P4S4R0N	125	105x80	80/77x60	9		155			100
FPP55WC160P4S4R0N	160	135x110	105x84/76	11		195			135
FPP55WC200P4S4R0N	200	135x110	105x84/76	11		235			205
FPP53WC250P4S4R0N	250	135x110	105x84/76	11		295			250









swivel castor with total brake

TBP25WC080P4S4R0N	80	105x80	80/77x60	9	40	105	127		70
TBP25WC100P4S4R0N	100	105x80	80/77x60	9	40	125	127		75
TBP35WC125P4S4R0N	125	105x80	80/77x60	9	45	155	127		100
TPP58WC160P4S4R0N	160	135x110	105x84/76	11	55	195	165	135	
TPP58WC200P4S4R0N	200	135x110	105x84/76	11	55	235	165	205	
TPP57WC250P4S4R0N	250	135x110	105x84/76	11	65	295	180	250	



bolt hole swivel castor

							
	[mm]	[mm]		[mm]	[mm]	[mm]	[kg]
HBH36WC080P4S4R0N	80	13		40	104		70
HBH36WC100P4S4R0N	100	13		40	124		75
HBH85WC125P4S4R0N	125	13		40	154		100
HPH98WC160P4S4R0N	160	13		55	189		135
HPH98WC200P4S4R0N	200	13		55	228		205
HPH97WC250P4S4R0N	250	13		65	288		250









bolt hole swivel castor with total brake

BBH35WC080P4S4R0N	80	13		40	104	127	70
BBH35WC100P4S4R0N	100	13		40	124	127	75
BBH85WC125P4S4R0N	125	13		45	154	127	100
BPH98WC160P4S4R0N	160	13		55	189	165	135
BPH98WC200P4S4R0N	200	13		55	228	165	205
BPH97WC250P4S4R0N	250	13		65	288	180	250



single wheel

						
	[mm]	[mm]	[mm]	[mm]	∅	[kg]
080P4S4R0N	80	32	40	12	M8	70
100P4S4R0N	100	32	40	12	M8	75
125P4S4R0N	125	38	50	15	M10	100
160P4S4R0N	160	40	59	20	M12	135
200P4S4R0N	200	50	59	20	M12	205
250P4S4R0N	250	50	59	20	M12	250



SERIES P4R2

rim: polypropylene
 tread: solid rubber 85° shore A grey
 axle bearing: roller bearing
 threadguard: without
 load capacity: 70 kg to 250 kg
 wheel diameter: 80 mm to 250 mm
 temperature range: -20°C to +60°C

EXAMPLE FOR APPLICATION










- ✓ transport trolleys / furniture trolleys
- ✓ various mobile storage and transport devices
- ✓ workshop equipment

HIGHLIGHTS AND ADVANTAGES

- ✓ low-noise running on all surfaces
- ✓ robust everyday helper for indoor and outdoor use
- ✓ at CASCOO: always conform to REACH regulations



swivel castor

									
	[mm]	[mm]	[mm]	[mm]	[mm]	[mm]	[mm]	[mm]	[kg]
SBP26WC080P4R2R0N	80	105x80	80/77x60	9	40	105			70
SBP26WC100P4R2R0N	100	105x80	80/77x60	9	40	125			75
SBP35WC125P4R2R0N	125	105x80	80/77x60	9	40	155			100
SPP58WC160P4R2R0N	160	135x110	105x84/76	11	55	195			135
SPP58WC200P4R2R0N	200	135x110	105x84/76	11	55	235			205
SPP57WC250P4R2R0N	250	135x110	105x84/76	11	65	295			250



fixed castor

FBP22WC080P4R2R0N	80	105x80	80/77x60	9		105			70
FBP22WC100P4R2R0N	100	105x80	80/77x60	9		125			75
FBP32WC125P4R2R0N	125	105x80	80/77x60	9		155			100
FPP55WC160P4R2R0N	160	135x110	105x84/76	11		195			135
FPP55WC200P4R2R0N	200	135x110	105x84/76	11		235			205
FPP53WC250P4R2R0N	250	135x110	105x84/76	11		295			250









swivel castor with total brake

TBP25WC080P4R2R0N	80	105x80	80/77x60	9	40	105	127		70
TBP25WC100P4R2R0N	100	105x80	80/77x60	9	40	125	127		75
TBP35WC125P4R2R0N	125	105x80	80/77x60	9	45	155	127		100
TPP58WC160P4R2R0N	160	135x110	105x84/76	11	55	195	165	135	
TPP58WC200P4R2R0N	200	135x110	105x84/76	11	55	235	165	205	
TPP57WC250P4R2R0N	250	135x110	105x84/76	11	65	295	180	250	



bolt hole swivel castor

							
	[mm]	[mm]		[mm]	[mm]	[mm]	[kg]
HBH36WC080P4R2R0N	80	13		40	104		70
HBH36WC100P4R2R0N	100	13		40	124		75
HBH85WC125P4R2R0N	125	13		40	154		100
HPH98WC160P4R2R0N	160	13		55	189		135
HPH98WC200P4R2R0N	200	13		55	228		205
HPH97WC250P4R2R0N	250	13		65	288		250









bolt hole swivel castor with total brake

BBH35WC080P4R2R0N	80	13		40	104	127	70
BBH35WC100P4R2R0N	100	13		40	124	127	75
BBH85WC125P4R2R0N	125	13		45	154	127	100
BPH98WC160P4R2R0N	160	13		55	189	165	135
BPH98WC200P4R2R0N	200	13		55	228	165	205
BPH97WC250P4R2R0N	250	13		65	288	180	250



single wheel

						
	[mm]	[mm]	[mm]	[mm]	∅	[kg]
080P4R2R0N	80	32	40	12	M8	70
100P4R2R0N	100	32	40	12	M8	75
125P4R2R0N	125	38	50	15	M10	100
160P4R2R0N	160	40	59	20	M12	135
200P4R2R0N	200	50	59	20	M12	205
250P4R2R0N	250	50	59	20	M12	250

P4R2



SERIES SWS4

rim: steel rim
 tread: solid rubber 85° shore A black
 axle bearing: roller bearing
 threadguard: without
 load capacity: 70 kg to 250 kg
 wheel diameter: 80 mm to 250 mm
 temperature range: -20°C to +60°C

EXAMPLE FOR APPLICATION

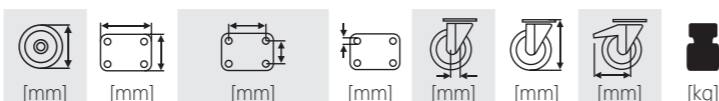
- ✓ transport trolleys / furniture trolleys
- ✓ various mobile storage and transport devices
- ✓ workshop equipment

HIGHLIGHTS AND ADVANTAGES

- ✓ low-noise running on all surfaces
- ✓ robust everyday helper for indoor and outdoor use
- ✓ at CASCOO: always conform to REACH regulations



swivel castor



		[mm]	[mm]	[mm]	[mm]	[mm]	[mm]	[mm]	[kg]
SBP26WC080SWS4R0N	≡	80	105x80	80/77x60	9	40	105		70
SBP26WC100SWS4R0N	≡	100	105x80	80/77x60	9	40	125		75
SBP35WC125SWS4R0N	≡	125	105x80	80/77x60	9	40	155		100
SPP58WC160SWS4R0N	≡	160	135x110	105x84/76	11	55	195		135
SPP58WC200SWS4R0N	≡	200	135x110	105x84/76	11	55	235		205
SPP57WC250SWS4R0N	≡	250	135x110	105x84/76	11	65	295		250



fixed castor

		[mm]	[mm]	[mm]	[mm]	[mm]	[mm]	[mm]	[kg]
FBP22WC080SWS4R0N	≡	80	105x80	80/77x60	9		105		70
FBP22WC100SWS4R0N	≡	100	105x80	80/77x60	9		125		75
FBP32WC125SWS4R0N	≡	125	105x80	80/77x60	9		155		100
FPP55WC160SWS4R0N	≡	160	135x110	105x84/76	11		195		135
FPP55WC200SWS4R0N	≡	200	135x110	105x84/76	11		235		205
FPP53WC250SWS4R0N	≡	250	135x110	105x84/76	11		295		250



swivel castor with total brake

		[mm]	[mm]	[mm]	[mm]	[mm]	[mm]	[mm]	[kg]
TBP25WC080SWS4R0N	≡	80	105x80	80/77x60	9	40	105	127	70
TBP25WC100SWS4R0N	≡	100	105x80	80/77x60	9	40	125	127	75
TBP35WC125SWS4R0N	≡	125	105x80	80/77x60	9	45	155	127	100
TPP58WC160SWS4R0N	≡	160	135x110	105x84/76	11	55	195	165	135
TPP58WC200SWS4R0N	≡	200	135x110	105x84/76	11	55	235	165	205
TPP57WC250SWS4R0N	≡	250	135x110	105x84/76	11	65	295	180	250



bolt hole swivel castor



		[mm]	[mm]	[mm]	[mm]	[mm]	[kg]
HBH36WC080SWS4R0N	≡	80	13		40	104	70
HBH36WC100SWS4R0N	≡	100	13		40	124	75
HBH85WC125SWS4R0N	≡	125	13		40	154	100
HPH98WC160SWS4R0N	≡	160	13		55	189	135
HPH98WC200SWS4R0N	≡	200	13		55	228	205
HPH97WC250SWS4R0N	≡	250	13		65	288	250



bolt hole swivel castor with total brake

		[mm]	[mm]	[mm]	[mm]	[mm]	[mm]	[kg]
BBH35WC080SWS4R0N	≡	80	13		40	104	127	70
BBH35WC100SWS4R0N	≡	100	13		40	124	127	75
BBH85WC125SWS4R0N	≡	125	13		45	154	127	100
BPH98WC160SWS4R0N	≡	160	13		55	189	165	135
BPH98WC200SWS4R0N	≡	200	13		55	228	165	205
BPH97WC250SWS4R0N	≡	250	13		65	288	180	250



single wheel



		[mm]	[mm]	[mm]	[mm]	∅	[kg]
080SWS4R0N	≡	80	27	40	12	M8	70
100SWS4R0N	≡	100	27	40	12	M8	75
125SWS4R0N	≡	125	37	50	15	M10	100
160SWS4R0N	≡	160	40	59	20	M12	135
200SWS4R0N	≡	200	50	59	20	M12	205
250SWS4R0N	≡	250	50	59	20	M12	250

SWS4



SERIES SWR2

rim: steel rim
 tread: solid rubber 85° shore A grey
 axle bearing: roller bearing
 threadguard: without
 load capacity: 70 kg to 250 kg
 wheel diameter: 80 mm to 250 mm
 temperature range: -20°C to +60°C

EXAMPLE FOR APPLICATION









- ✓ transport trolleys / furniture trolleys
- ✓ various mobile storage and transport devices
- ✓ workshop equipment

HIGHLIGHTS AND ADVANTAGES

- ✓ low-noise running on all surfaces
- ✓ robust everyday helper for indoor and outdoor use
- ✓ at CASCOO: always conform to REACH regulations











swivel castor

								
	[mm]	[mm]	[mm]	[mm]	[mm]	[mm]	[mm]	[kg]
SBP26WC080SWR2R0N	80	105x80	80/77x60	9	40	105		70
SBP26WC100SWR2R0N	100	105x80	80/77x60	9	40	125		75
SBP35WC125SWR2R0N	125	105x80	80/77x60	9	40	155		100
SPP58WC160SWR2R0N	160	135x110	105x84/76	11	55	195		135
SPP58WC200SWR2R0N	200	135x110	105x84/76	11	55	235		205
SPP57WC250SWR2R0N	250	135x110	105x84/76	11	65	295		250











fixed castor

								
	[mm]	[mm]	[mm]	[mm]	[mm]	[mm]	[mm]	[kg]
FBP22WC080SWR2R0N	80	105x80	80/77x60	9		105		70
FBP22WC100SWR2R0N	100	105x80	80/77x60	9		125		75
FBP32WC125SWR2R0N	125	105x80	80/77x60	9		155		100
FPP55WC160SWR2R0N	160	135x110	105x84/76	11		195		135
FPP55WC200SWR2R0N	200	135x110	105x84/76	11		235		205
FPP53WC250SWR2R0N	250	135x110	105x84/76	11		295		250










swivel castor with total brake

								
	[mm]	[mm]	[mm]	[mm]	[mm]	[mm]	[mm]	[kg]
TBP25WC080SWR2R0N	80	105x80	80/77x60	9	40	105	127	70
TBP25WC100SWR2R0N	100	105x80	80/77x60	9	40	125	127	75
TBP35WC125SWR2R0N	125	105x80	80/77x60	9	45	155	127	100
TPP58WC160SWR2R0N	160	135x110	105x84/76	11	55	195	165	135
TPP58WC200SWR2R0N	200	135x110	105x84/76	11	55	235	165	205
TPP57WC250SWR2R0N	250	135x110	105x84/76	11	65	295	180	250










bolt hole swivel castor

							
	[mm]	[mm]	[mm]	[mm]	[mm]	[mm]	[kg]
HBH36WC080SWR2R0N	80	13			40	104	70
HBH36WC100SWR2R0N	100	13			40	124	75
HBH85WC125SWR2R0N	125	13			40	154	100
HPH98WC160SWR2R0N	160	13			55	189	135
HPH98WC200SWR2R0N	200	13			55	228	205
HPH97WC250SWR2R0N	250	13			65	288	250









bolt hole swivel castor with total brake

							
	[mm]	[mm]	[mm]	[mm]	[mm]	[mm]	[kg]
BBH35WC080SWR2R0N	80	13			40	104	127
BBH35WC100SWR2R0N	100	13			40	124	127
BBH85WC125SWR2R0N	125	13			45	154	127
BPH98WC160SWR2R0N	160	13			55	189	165
BPH98WC200SWR2R0N	200	13			55	228	165
BPH97WC250SWR2R0N	250	13			65	288	180



single wheel

						
	[mm]	[mm]	[mm]	[mm]	∅	[kg]
080SWR2R0N	80	27	40	12	M8	70
100SWR2R0N	100	27	40	12	M8	75
125SWR2R0N	125	37	50	15	M10	100
160SWR2R0N	160	40	59	20	M12	135
200SWR2R0N	200	50	59	20	M12	205
250SWR2R0N	250	50	59	20	M12	250



SERIES N4B5

rim:	polyamide
tread:	polyurethane 92° shore A brown
axle bearing:	ball bearing
threadguard:	small plastic threadguard
load capacity:	150 kg to 250 kg
wheel diameter:	100 mm to 125 mm
temperature range:	-20°C to +80°C

EXAMPLE FOR APPLICATION












- ✓ transport trolleys / furniture trolleys
- ✓ various mobile storage and transport devices
- ✓ roll containers

HIGHLIGHTS AND ADVANTAGES

- ✓ ergonomic running even at high loads
- ✓ noise-reduced running due to the slightly elastic tread
- ✓ particular resistance to acids, oils and fats













swivel castor

									
	[mm]	[mm]	[mm]	[mm]	[mm]	[mm]	[mm]	[mm]	[kg]
SPP21WC100N4B5B34		100	105x80	80/77x60	9	40	128		200
SPP31WC125N4B5B34		125	105x80	80/77x60	9	40	155		250














bolt hole swivel castor

								
	[mm]	[mm]	[mm]	[mm]	[mm]	[mm]	[mm]	[kg]
HPH35WC100N4B5B34		100	13		40	127		150
HPH85WC125N4B5B34		125	13		40	154		160



fixed castor

									
	[mm]	[mm]	[mm]	[mm]	[mm]	[mm]	[mm]	[mm]	[kg]
FPP25WC100N4B5B34		100	105x80	80/77x60	9		128		200
FPP35WC125N4B5B34		125	105x80	80/77x60	9		155		250














bolt hole swivel castor with total brake

								
	[mm]	[mm]	[mm]	[mm]	[mm]	[mm]	[mm]	[kg]
BPH35WC100N4B5B34		100	13		40	127	127	150
BPH85WC125N4B5B34		125	13		45	154	127	160












swivel castor with total brake

									
	[mm]	[mm]	[mm]	[mm]	[mm]	[mm]	[mm]	[mm]	[kg]
TPP21WC100N4B5B34		100	105x80	80/77x60	9	40	128	127	200
TPP31WC125N4B5B34		125	105x80	80/77x60	9	45	155	127	250



single wheel

							
	[mm]	[mm]	[mm]	[mm]	∅		[kg]
100N4B5B34		100	32	40	8	M8	200
125N4B5B34		125	32	50	10	M10	250



SERIES AAB5

rim:	aluminium
tread:	polyurethane 92° shore A brown
axle bearing:	double ball bearing
threadguard:	small plastic threadguard
load capacity:	200 kg to 300 kg
wheel diameter:	100 mm to 125 mm
temperature range:	-20°C to +80°C

EXAMPLE FOR APPLICATION












- ✓ transport trolleys / furniture trolleys
- ✓ various mobile storage and transport devices
- ✓ roll containers

HIGHLIGHTS AND ADVANTAGES

- ✓ ergonomic running even at high loads
- ✓ noise-reduced running due to the slightly elastic tread
- ✓ particular resistance to acids, oils and fats













swivel castor

									
	[mm]	[mm]	[mm]	[mm]	[mm]	[mm]	[mm]	[mm]	[kg]
SPP27WC100AAB5D39		100	105x80	80/77x60	9	40	128		180
SPP37WC125AAB5D39		125	105x80	80/77x60	9	40	155		250













bolt hole swivel castor

								
	[mm]	[mm]	[mm]	[mm]	[mm]	[mm]	[mm]	[kg]
HPH37WC100AAB5D39		100	13		40	127		180
HPH87WC125AAB5D39		125	13		40	154		200













fixed castor

								
	[mm]	[mm]	[mm]	[mm]	[mm]	[mm]	[mm]	[kg]
FPP23WC100AAB5D39		100	105x80	80/77x60	9		128	180
FPP33WC125AAB5D39		125	105x80	80/77x60	9		155	250














bolt hole swivel castor with total brake

								
	[mm]	[mm]	[mm]	[mm]	[mm]	[mm]	[mm]	[kg]
BPH37WC100AAB5D39		100	13		40	127	127	180
BPH87WC125AAB5D39		125	13		45	154	127	200











swivel castor with total brake

									
	[mm]	[mm]	[mm]	[mm]	[mm]	[mm]	[mm]	[mm]	[kg]
TPP27WC100AAB5D39		100	105x80	80/77x60	9	40	128	127	180
TPP37WC125AAB5D39		125	105x80	80/77x60	9	45	155	127	250



single wheel

							
	[mm]	[mm]	[mm]	[mm]	∅	[kg]	
100AAB5D39		100	32	40	8	M8	250
125AAB5D39		125	32	50	10	M10	300



SERIES AAX7

rim: aluminium
 tread: polyurethane 75° shore A green
 axle bearing: double ball bearing
 threadguard: small plastic threadguard
 load capacity: 200 kg to 300 kg
 wheel diameter: 100 mm to 125 mm
 temperature range: -20°C to +60°C

EXAMPLE FOR APPLICATION











- ✓ transport trolleys / furniture trolleys
- ✓ various mobile storage and transport devices
- ✓ roll containers

HIGHLIGHTS AND ADVANTAGES

- ✓ ergonomic running even at high loads
- ✓ noise-reduced running due to the slightly elastic tread
- ✓ particular resistance to acids, oils and fats












swivel castor

								
	[mm]	[mm]	[mm]	[mm]	[mm]	[mm]	[mm]	[kg]
SPP27WC100AAX7D39		100	105x80	80/77x60	9	40	128	250
SPP37WC125AAX7D39		125	105x80	80/77x60	9	40	155	300












bolt hole swivel castor

							
	[mm]	[mm]	[mm]	[mm]	[mm]	[mm]	[kg]
HPH37WC100AAX7D39		100	13		40	127	200
HPH87WC125AAX7D39		125	13		40	154	200









fixed castor

							
	[mm]	[mm]	[mm]	[mm]	[mm]	[mm]	[kg]
FPP23WC100AAX7D39		100	105x80	80/77x60	9	128	250
FPP33WC125AAX7D39		125	105x80	80/77x60	9	155	300













bolt hole swivel castor with total brake

							
	[mm]	[mm]	[mm]	[mm]	[mm]	[mm]	[kg]
BPH37WC100AAX7D39		100	13		40	127	200
BPH87WC125AAX7D39		125	13		45	154	200











swivel castor with total brake

									
	[mm]	[mm]	[mm]	[mm]	[mm]	[mm]	[mm]	[kg]	
TPP27WC100AAX7D39		100	105x80	80/77x60	9	40	128	127	250
TPP37WC125AAX7D39		125	105x80	80/77x60	9	45	155	127	300



single wheel

							
	[mm]	[mm]	[mm]	[mm]	∅	[kg]	
100AAX7D39		100	32	40	8	M8	250
125AAX7D39		125	32	50	10	M10	300



SERIES AAE2

rim: aluminium
 tread: elastic 65° shore A grey
 axle bearing: double ball bearing
 threadguard: without
 load capacity: 200 kg to 250 kg
 wheel diameter: 100 mm to 125 mm
 temperature range: -20°C to +80°C



EXAMPLE FOR APPLICATION

- ✓ transport trolleys / furniture trolleys
- ✓ various mobile storage and transport devices
- ✓ roll containers

HIGHLIGHTS AND ADVANTAGES

- ✓ can move trolleys with up to 750 kg
- ✓ noise-reduced running due to the soft elastic tread
- ✓ doesn't leave any marks even at high loads



swivel castor

	[mm]	[mm]	[mm]	[mm]	[mm]	[mm]	[mm]	[kg]
SPP37WC100AAE2D0N			80/77x60	9	40	128		200
SPP37WC125AAE2D0N		105x80	80/77x60	9	40	155		250



bolt hole swivel castor

	[mm]	[mm]	[mm]	[mm]	[mm]	[mm]	[kg]
HPH87WC100AAE2D0N		13		40	127		200
HPH87WC125AAE2D0N		13		40	154		200



fixed castor

	[mm]	[mm]	[mm]	[mm]	[mm]	[mm]	[kg]
FPP33WC100AAE2D0N		105x80	80/77x60	9		128	200
FPP33WC125AAE2D0N		105x80	80/77x60	9		155	250



bolt hole swivel castor with total brake

	[mm]	[mm]	[mm]	[mm]	[mm]	[mm]	[kg]
BPH87WC100AAE2D0N		13		40	127	127	200
BPH87WC125AAE2D0N		13		45	154	127	200




swivel castor with total brake

	[mm]	[mm]	[mm]	[mm]	[mm]	[mm]	[mm]	[kg]
TPP37WC100AAE2D0N		105x80	80/77x60	9	40	128	127	200
TPP37WC125AAE2D0N		105x80	80/77x60	9	45	155	127	250



single wheel

	[mm]	[mm]	[mm]	[mm]	∅	[kg]
100AAE2D0N		40	50	12	M8	200
125AAE2D0N		40	50	15	M10	250



SERIES AAU5

rim: aluminium
 tread: polyurethane 92° shore A brown
 axle bearing: double ball bearing
 threadguard: without
 load capacity: 200 kg to 300 kg
 wheel diameter: 100 mm to 125 mm
 temperature range: -20°C to +60°C



EXAMPLE FOR APPLICATION

- ✓ transport trolleys / furniture trolleys
- ✓ various mobile storage and transport devices
- ✓ roll containers

HIGHLIGHTS AND ADVANTAGES

- ✓ can move trolleys with up to 900 kg
- ✓ particular resistance to acids, oils and fats
- ✓ extremely robust to external influences / impacts



swivel castor

	[mm]	[mm]	[mm]	[mm]	[mm]	[mm]	[mm]	[kg]
SPP37WC100AAU5D0N								250
SPP37WC125AAU5D0N								300



bolt hole swivel castor

	[mm]	[mm]	[mm]	[mm]	[mm]	[mm]	[kg]
HPH87WC100AAU5D0N							200
HPH87WC125AAU5D0N							200



fixed castor

	[mm]	[mm]	[mm]	[mm]	[mm]	[mm]	[kg]
FPP33WC100AAU5D0N							250
FPP33WC125AAU5D0N							300



bolt hole swivel castor with total brake

	[mm]	[mm]	[mm]	[mm]	[mm]	[mm]	[kg]
BPH87WC100AAU5D0N							200
BPH87WC125AAU5D0N							200



swivel castor with total brake

	[mm]	[mm]	[mm]	[mm]	[mm]	[mm]	[mm]	[kg]
TPP37WC100AAU5D0N								250
TPP37WC125AAU5D0N								300



single wheel

	[mm]	[mm]	[mm]	[mm]	∅	[kg]
100AAU5D0N					M8	250
125AAU5D0N					M10	300



SERIES AAX7

rim: aluminium
 tread: polyurethane 75° shore A green
 axle bearing: double ball bearing
 threadguard: without
 load capacity: 250 kg to 300 kg
 wheel diameter: 100 mm to 125 mm
 temperature range: -20°C to +80°C

EXAMPLE FOR APPLICATION











- ✓ transport trolleys / furniture trolleys
- ✓ various mobile storage and transport devices
- ✓ roll containers

HIGHLIGHTS AND ADVANTAGES

- ✓ can move trolleys with up to 900 kg
- ✓ particular resistance to acids, oils and fats
- ✓ extremely robust to external influences / impacts













swivel castor

		 [mm]	 [mm]	 [mm]	 [mm]	 [mm]	 [mm]	 [mm]	 [kg]
SPP37WC100AAX7D0N		100	105x80	80/77x60	9	40	128		250
SPP37WC125AAX7D0N		125	105x80	80/77x60	9	40	155		300













fixed castor

		 [mm]	 [mm]	 [mm]	 [mm]	 [mm]	 [mm]	 [mm]	 [kg]
FPP33WC100AAX7D0N		100	105x80	80/77x60	9		128		250
FPP33WC125AAX7D0N		125	105x80	80/77x60	9		155		300













swivel castor with total brake

		 [mm]	 [mm]	 [mm]	 [mm]	 [mm]	 [mm]	 [mm]	 [kg]
TPP37WC100AAX7D0N		100	105x80	80/77x60	9	40	128	127	250
TPP37WC125AAX7D0N		125	105x80	80/77x60	9	45	155	127	300









bolt hole swivel castor

		 [mm]	 [mm]	 [mm]	 [mm]	 [mm]	 [mm]	 [mm]	 [kg]
HPH87WC100AAX7D0N		100	13			40	127		200
HPH87WC125AAX7D0N		125	13			40	154		200













bolt hole swivel castor with total brake

		 [mm]	 [mm]	 [mm]	 [mm]	 [mm]	 [mm]	 [mm]	 [kg]
BPH87WC100AAX7D0N		100	13			40	127	127	200
BPH87WC125AAX7D0N		125	13			45	154	127	200



single wheel

		 [mm]	 [mm]	 [mm]	 [mm]	 [mm]	 [mm]	 [mm]	 [kg]
100AAX7D0N		100	40	50	12	M8			250
125AAX7D0N		125	40	50	15	M10			300



SERIES POP0

rim: polypropylene
 tread: polypropylene
 axle bearing: roller bearing / ball bearing
 threadguard: small metal / plastic threadguard
 load capacity: 200 kg
 wheel diameter: 125 mm
 temperature range: -20°C to +60°C
























SERIES NON0

rim: polyamide
 tread: polyamide
 axle bearing: roller bearing / ball bearing
 threadguard: small metal / plastic threadguard
 load capacity: 180 kg to 250 kg
 wheel diameter: 100 mm to 125 mm
 temperature range: -40°C to +80°C













swivel castor

								[kg]
SPP47WC125Q0P0R1W								200
SPP47WC125P0P0B30								150












fixed castor

FPP43WC125Q0P0R1W								200
FPP43WC125P0P0B30								150






































swivel castor with total brake

TPP47WC125Q0P0R1W								200
TPP47WC125P0P0B30								150































swivel castor

								[kg]
SPP47WC100F0N0R1W								150
SPP47WC100F0N0B30								150
SPP47WC125H0N0R1W								220
SPP47WC125N0N0B30								200































fixed castor

FPP43WC100F0N0R1W								150
FPP43WC100F0N0B30								150
FPP43WC125H0N0R1W								220
FPP43WC125N0N0B30								200



swivel castor with total brake

TPP47WC100F0N0R1W								150
TPP47WC100F0N0B30								150
TPP47WC125H0N0R1W								220
TPP47WC125N0N0B30								200

POP0
NON0



SERIES N2U6

rim: polyamide
 tread: thermoplastic polyurethane 95° shore A
 axle bearing: roller bearing / ball bearing / double ball bearing
 threadguard: without / small metal or plastic threadguard
 load capacity: 200 kg to 300 kg
 wheel diameter: 125 mm
 temperature range: -40°C to +80°C

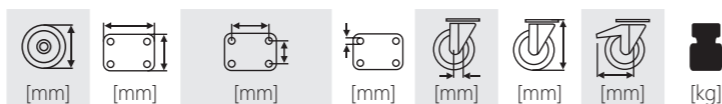


SERIES M6N2

rim: polyamide with elastic ring
 tread: polyamide
 axle bearing: roller bearing / ball bearing
 threadguard: small plastic threadguard
 load capacity: 200 kg
 wheel diameter: 125 mm
 temperature range: -20°C to +80°C



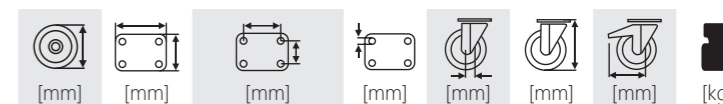
swivel castor



		[mm]	[mm]	[mm]	[mm]	[mm]	[mm]	[mm]	[kg]
SPP47WC125N2U6R1W		125	135x110	105x84/76	11	50	155		200
SPP47WC125N2U6B32		125	135x110	105x84/76	11	50	155		200
SPP47WC125N2U6D0N		125	135x110	105x84/76	11	50	155		200



swivel castor



		[mm]	[mm]	[mm]	[mm]	[mm]	[mm]	[mm]	[kg]
SPP47WC125M6N2R32		125	135x110	105x84/76	11	50	155		200
SPP47WC125M6N2B32		125	135x110	105x84/76	11	50	155		200



fixed castor

		[mm]	[mm]	[mm]	[mm]	[mm]	[mm]	[mm]	[kg]
FPP43WC125N2U6R1W		125	135x110	105x84/76	11		155		200
FPP43WC125N2U6B32		125	135x110	105x84/76	11		155		200
FPP43WC125N2U6D0N		125	135x110	105x84/76	11		155		200



fixed castor

		[mm]	[mm]	[mm]	[mm]	[mm]	[mm]	[mm]	[kg]
FPP43WC125M6N2R32		125	135x110	105x84/76	11		155		200
FPP43WC125M6N2B32		125	135x110	105x84/76	11		155		200



swivel castor with total brake

		[mm]	[mm]	[mm]	[mm]	[mm]	[mm]	[mm]	[mm]	[kg]
TPP47WC125N2U6R1W		125	135x110	105x84/76	11	55	155	154		200
TPP47WC125N2U6B32		125	135x110	105x84/76	11	55	155	154		200
TPP47WC125N2U6D0N		125	135x110	105x84/76	11	55	155	154		200



swivel castor with total brake

		[mm]	[mm]	[mm]	[mm]	[mm]	[mm]	[mm]	[mm]	[kg]
TPP47WC125M6N2R32		125	135x110	105x84/76	11	55	155	154		200
TPP47WC125M6N2B32		125	135x110	105x84/76	11	55	155	154		200

N2U6
M6N2



SERIES R4F1 / R4E1

rim: polyamide
 tread: elastic 65° or 75° shore A blue
 axle bearing: roller bearing / ball bearing
 threadguard: without / small plastic threadguard
 load capacity: 200 kg to 220 kg
 wheel diameter: 125 mm
 temperature range: -20°C to +80°C



SERIES R4E2

rim: polyamide
 tread: elastic 65° shore A grey
 axle bearing: roller bearing / ball bearing
 threadguard: without / small plastic threadguard
 load capacity: 200 kg to 220 kg
 wheel diameter: 125 mm
 temperature range: -20°C to +80°C



swivel castor

	[mm]	[mm]	[mm]	[mm]	[mm]	[mm]	[mm]	[mm]	[mm]	[mm]	[mm]	[mm]	[kg]
SPP47WC125R4F1R0N		125	135x110	105x84/76	11	50	125	135x110	105x84/76	11	50	155	200
SPP47WC125R4E1B34		125	135x110	105x84/76	11	50	125	135x110	105x84/76	11	50	155	250



swivel castor

	[mm]	[mm]	[mm]	[mm]	[mm]	[mm]	[mm]	[mm]	[mm]	[mm]	[mm]	[mm]	[kg]
SPP47WC125R4E2R0N		125	135x110	105x84/76	11	50	125	135x110	105x84/76	11	50	155	200
SPP47WC125R4E2B34		125	135x110	105x84/76	11	50	125	135x110	105x84/76	11	50	155	250



fixed castor

FPP43WC125R4F1R0N		125	135x110	105x84/76	11	50	125	135x110	105x84/76	11	50	155	200
FPP43WC125R4E1B34		125	135x110	105x84/76	11	50	125	135x110	105x84/76	11	50	155	250



fixed castor

FPP43WC125R4E2R0N		125	135x110	105x84/76	11	50	125	135x110	105x84/76	11	50	155	200
FPP43WC125R4E2B34		125	135x110	105x84/76	11	50	125	135x110	105x84/76	11	50	155	250



swivel castor with total brake

TPP47WC125R4F1R0N		125	135x110	105x84/76	11	55	125	135x110	105x84/76	11	55	155	154	200
TPP47WC125R4E1B34		125	135x110	105x84/76	11	55	125	135x110	105x84/76	11	55	155	154	250



swivel castor with total brake

TPP47WC125R4E2R0N		125	135x110	105x84/76	11	55	125	135x110	105x84/76	11	55	155	154	200
TPP47WC125R4E2B34		125	135x110	105x84/76	11	55	125	135x110	105x84/76	11	55	155	154	250



SERIES AAE2

rim: aluminium
 tread: elastic 65° shore A grey
 axle bearing: double ball bearing
 threadguard: without
 load capacity: 200 kg to 250 kg
 wheel diameter: 100 mm to 125 mm
 temperature range: -20°C to +80°C



SERIES AAU5

rim: aluminium
 tread: polyurethane 92° shore A brown
 axle bearing: double ball bearing
 threadguard: without
 load capacity: 250 kg to 300 kg
 wheel diameter: 100 mm to 125 mm
 temperature range: -20°C to +80°C



swivel castor

	[mm]	[mm]	[mm]	[mm]	[mm]	[mm]	[mm]	[mm]	[mm]	[kg]
SPP47WC100AAE2D0N		125	135x110	105x84/76	11	50	128			200
SPP47WC125AAE2D0N		125	135x110	105x84/76	11	50	155			250



fixed castor

FPP43WC100AAE2D0N		125	135x110	105x84/76	11		128			200
FPP43WC125AAE2D0N		125	135x110	105x84/76	11		155			250



swivel castor with total brake

TPP47WC100AAE2D0N		125	135x110	105x84/76	11	55	128	154		200
TPP47WC125AAE2D0N		125	135x110	105x84/76	11	55	155	154		250



swivel castor

	[mm]	[mm]	[mm]	[mm]	[mm]	[mm]	[mm]	[mm]	[mm]	[kg]
SPP47WC100AAU5D0N		100	135x110	105x84/76	11	50	128			250
SPP47WC125AAU5D0N		125	135x110	105x84/76	11	50	155			300



fixed castor

FPP43WC100AAU5D0N		100	135x110	105x84/76	11		128			250
FPP43WC125AAU5D0N		125	135x110	105x84/76	11		155			300



swivel castor with total brake

TPP47WC100AAU5D0N		100	135x110	105x84/76	11	55	128	154		250
TPP47WC125AAU5D0N		125	135x110	105x84/76	11	55	155	154		300

AAE2
AAU5



CASCOO. LIGHT HEAVY DUTY CASTORS.

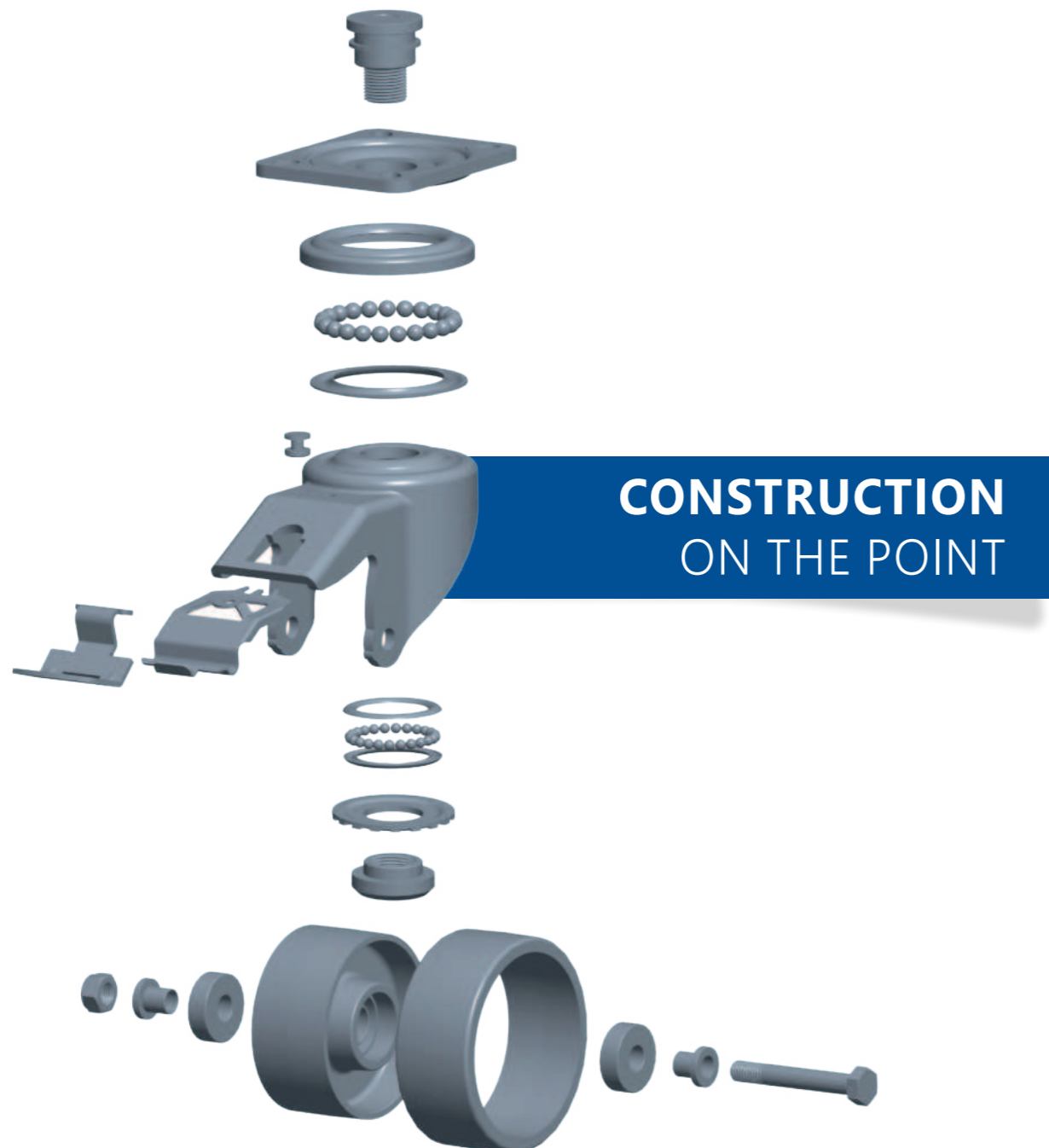


LIGHT HEAVY DUTY

Light heavy duty castors are used where higher loads are required to be transported, which a standard industrial castor can't meet anymore and where a heavy duty castor would be too oversized. In addition, the light heavy duty castors a low overall height provides through their small wheel diameter. Areas of application include mechanical engineering, automotive, construction industry, event technology.

These castors are available with plate attachments in different wheel diameters.

LIGHT HEAVY DUTY AT A GLANCE



SERIES DAU5
aluminium / PU

page 100



SERIES V020
PA

page 102



SERIES DAU5

rim: aluminium
 tread: polyurethane 95° shore A brown
 axle bearing: double precision ball bearing
 threadguard: without
 load capacity: 180 kg to 350 kg
 wheel diameter: 80 mm to 125 mm
 temperature range: -20°C to +60°C

EXAMPLE FOR APPLICATION













- ✓ various mobile storage and transport devices with high loads
- ✓ mechanical engineering
- ✓ automotive


HIGHLIGHTS AND ADVANTAGES

- ✓ transport of higher load capacities with low heights
- ✓ extremely strong housing with hardened ball track
- ✓ high load capacity in relation with hole pattern 80 x 60 mm













swivel castor

									
	[mm]	[mm]	[mm]	[mm]	[mm]	[mm]	[mm]	[mm]	[kg]
SHPKKWC080DAU5D0N		100x85	80/75x60/55/48	9.2	45	120			180
SHPKKWC100DAU5D0N		100x85 135x108	80/75x60/55/48 105x80/75	9.2 11	45	140			250
SHPKKWC125DAU5D0N		100x85 135x108	80/75x60/55/48 105x80/75	9.2 11	45	165			350














fixed castor

							
	[mm]	[mm]	[mm]	[mm]	ø		[kg]
FHPK4WC080DAU5D0N		100x88	80/75x60/55/48	9.2		120	180
FHPK4WC100DAU5D0N		100x88	80/75x60/55/48	9.2		140	250
FHPK4WC125DAU5D0N		100x88	80/75x60/55/48	9.2		165	350












swivel castor with total brake

								
	[mm]	[mm]	[mm]	[mm]	[mm]	[mm]	[mm]	[kg]
THPKKWC080DAU5D0N		100x85	80/75x60/55/48	9.2	45	120	85	180
THPKKWC100DAU5D0N		100x85 135x108	80/75x60/55/48 105x80/75	9.2 11	45	140	95	250
THPKKWC125DAU5D0N		100x85 135x108	80/75x60/55/48 105x80/75	9.2 11	45	165	107.5	350



single wheel

						
	[mm]	[mm]	[mm]	[mm]	ø	[kg]
080DAU5D0N		30	35/47	15	M10	180
100DAU5D0N		40	40/47 40/50	15 12	M10 M8	250
125DAU5D0N		40	45/47 45/50	15 15	M10 M10	350



SERIES V0Z0

rim: polyamide
 tread: polyamide
 axle bearing: double precision ball bearing
 threadguard: without
 load capacity: 300 kg to 700 kg
 wheel diameter: 75 mm to 125 mm
 temperature range: -40°C to +80°C

EXAMPLE FOR APPLICATION
















- ✓ various mobile storage and transport devices with high loads
- ✓ mechanical engineering
- ✓ automotive

HIGHLIGHTS AND ADVANTAGES

- ✓ transport of higher load capacities with low heights
- ✓ extremely strong housing with hardened ball track
- ✓ high load capacity in relation with hole pattern 80 x 60 mm















swivel castor

									
	[mm]	[mm]	[mm]	[mm]	[mm]	[mm]	[mm]	[mm]	[kg]
SHPKKWC075V0Z0D0N		75	100x85	80/75x60/55/48	9.2	45	117.5		300
SHPKKWC080V0Z0D0N		80	100x85	80/75x60/55/48	9.2	45	120		300
SHPKKWC100V0Z0D0N		100	100x85	80/75x60/55/48	9.2	45	140		500
SHPLKWC100V0Z0D0N		100	135x108	105x80/75	11	45	140		500
SHPKKWC125V0Z0D0N		125	100x85	80/75x60/55/48	9.2	45	165		700
SHPLKWC125V0Z0D0N		125	135x108	105x80/75	11	45	165		700

















fixed castor

								
	[mm]	[mm]	[mm]	[mm]	ø			[kg]
FHPK4WC075V0Z0D0N		75	100x88	80/75x60/55/48	9.2		117.5	300
FHPK4WC080V0Z0D0N		80	100x88	80/75x60/55/48	9.2		120	300
FHPK4WC100V0Z0D0N		100	100x88	80/75x60/55/48	9.2		140	500
FHPK4WC125V0Z0D0N		125	100x88	80/75x60/55/48	9.2		165	700

















swivel castor with total brake

									
	[mm]	[mm]	[mm]	[mm]	[mm]	[mm]	[mm]	[kg]	
THPKKWC075V0Z0D0N		75	100x85	80/75x60/55/48	9.2	45	117.5	85	300
THPKKWC080V0Z0D0N		80	100x85	80/75x60/55/48	9.2	45	120	85	300
THPKKWC100V0Z0D0N		100	100x85	80/75x60/55/48	9.2	45	140	95	500
THPLKWC100V0Z0D0N		100	135x108	105x80/75	11	45	140	95	500
THPKKWC125V0Z0D0N		125	100x85	80/75x60/55/48	9.2	45	165	107.5	700
THPLKWC125V0Z0D0N		125	135x108	105x80/75	11	45	165	107.5	700



single wheel

								
	[mm]	[mm]	[mm]	[mm]	ø			[kg]
075V0Z0D0N		75	32	35/47	15	M10		300
080V0Z0D0N		80	37	45/47	15	M10		350
100V0Z0D0N		100	37	45/47	15	M10		500
100V0Z0D0N-50		100	37	45/50	12	M8		500
125V0Z0D0N		125	40	45/47	15	M10		700
125V0Z0D0N-50		125	40	45/50	15	M10		700

V0Z0



CASCOO. HEAVY DUTY CASTORS.



HEAVY DUTY CASTORS

Heavy duty castors have a robust and stable construction for the transport of all types of heavy goods and therefore a high load. These castors are available with different housing series depending on the application. They are used e.g. in mechanical engineering, automotive technology, in AGV systems and in industrial plants. They are available with plate attachment.

Directional locks and foot protection are optionally available for these castors.



7-SERIES

	125 mm	160 mm	200 mm
plate	4.0 mm	4.0 mm	4.0 mm
fork	3.0 mm	3.0 mm	3.0 mm
connection	pressed	pressed	pressed
brake version	total back brake	total back brake	total back brake
total height with wheel	164 mm	195 mm	245 mm
dyn. load capacity	300 kg	400 kg	500 kg
directional lock available	✓	✓	✓
accessories	foot protection on demand		



K-SERIES

	125 mm	160 mm	200 mm
plate	6.0 mm	6.0 mm	6.0 mm
fork	5.0 mm	5.0 mm	5.0 mm
connection	pressed	pressed	pressed
brake version	total back brake	total back brake	total back brake
total height with wheel	170 mm	202 mm	245 mm
dyn. load capacity	500 kg	800 kg	1.000 kg
directional lock available	✓	✓	✓
accessories	foot protection on demand		



E-SERIES

	125 mm	160 mm	200 mm
plate	5.0 mm	5.0 mm	5.0 mm
fork	4.0 mm	4.0 mm	4.0 mm
connection	pressed	pressed	pressed
brake version	total back brake	total back brake	total back brake
total height with wheel	164 mm	195 mm	245 mm
dyn. load capacity	400 kg	600 kg	700 kg
directional lock available	✓	✓	✓
accessories	foot protection on demand		





M-SERIES

	125 mm	160 mm	200 mm
plate	8.0 mm	8.0 mm	8.0 mm
fork	6.0 mm	6.0 mm	6.0 mm
connection	welded	welded	welded
brake version	total front brake	total front brake	total front brake
total height with wheel	170 mm	202 mm	245 mm
dyn. load capacity	700 kg	1.500 kg	1.500 kg
directional lock available	✓	✓	✓
accessories	foot protection on demand		


HEAVY DUTY CASTORS CONSTRUCTION ON THE POINT

HEAVY DUTY CASTORS AT A GLANCE




- 


SERIES Z4U5
PA / PU

page 110
- 


SERIES BAF2
aluminium /
elastic

page 112
- 


SERIES BAF4
aluminium /
elastic

page 114
- 


SERIES BAU5
aluminium / PU

page 116
- 


SERIES BAX7
aluminium /
PUlastic

page 118
- 

SERIES BAY5
aluminium /
2-component-PU

page 120
- 

SERIES Z0Z0
PA6

page 122
- 

SERIES I2U5
cast iron / PU

page 124



SERIES Z4U5

rim: polyamide (heavy duty)
 tread: polyurethane 93-95° shore A brown
 axle bearing: double precision ball bearing
 threadguard: small plastic threadguard
 load capacity: 300 kg to 500 kg
 wheel diameter: 125 mm to 200 mm
 temperature range: -20°C to +60°C

EXAMPLE FOR APPLICATION













- ✓ mechanical engineering
- ✓ automotive
- ✓ tigger trains

HIGHLIGHTS AND ADVANTAGES

- ✓ ergonomic run due to the round tread
- ✓ particular resistance to acids, oils and fats
- ✓ extremely robust to external influences / impacts















swivel castor

									
	[mm]	[mm]	[mm]	[mm]	[mm]	[mm]	[mm]	[mm]	[kg]
SHP5EWC125Z4U5D34							50	164	
SHP5KWC125Z4U5D34		125	135x110	105x84/76	11		54	170	300
SHP5MWC125Z4U5D34							50	170	
SHP5EWC160Z4U5D34							55	195	
SHP5KWC160Z4U5D34		160	135x110	105x84/76	11		55	202	400
SHP5MWC160Z4U5D34							57	202	
SHP5EWC200Z4U5D34							55	245	
SHP5KWC200Z4U5D34		200	135x110	105x84/76	11		55	245	500
SHP5MWC200Z4U5D34							59	245	






swivel castor with total brake

									
	[mm]	[mm]	[mm]	[mm]	[mm]	[mm]	[mm]	[mm]	[kg]
THP5EWC125Z4U5D34							55	164	155
THP5KWC125Z4U5D34		125	135x110	105x84/76	11		54	170	165
THP5EWC160Z4U5D34							55	195	165
THP5KWC160Z4U5D34		160	135x110	105x84/76	11		55	202	195
THP5EWC200Z4U5D34							55	245	165
THP5KWC200Z4U5D34		200	135x110	105x84/76	11		55	245	195






fixed castor

FHP54WC125Z4U5D34								164	
FHP5LWC125Z4U5D34		125	135x110	105x84/76	11			170	300
FHP5MWC125Z4U5D34								170	
FHP54WC160Z4U5D34								195	
FHP5LWC160Z4U5D34		160	135x110	105x84/76	11			202	400
FHP5MWC160Z4U5D34								202	
FHP54WC200Z4U5D34								245	
FHP5LWC200Z4U5D34		200	135x110	105x84/76	11			245	500
FHP5MWC200Z4U5D34								245	













swivel castor with front brake

CHP5MWC125Z4U5D34		125	135x110	105x84/76	11		50	170	117.5	300
CHP5MWC160Z4U5D34		160	135x110	105x84/76	11		57	202	135	400
CHP5MWC200Z4U5D34		200	135x110	105x84/76	11		59	245	155	500



single wheel

							
	[mm]	[mm]	[mm]	[mm]	ø		[kg]
125Z4U5D34		125	45	60	12	M12	300
160Z4U5D34		160	45	60	12	M12	400
200Z4U5D34		200	45	60	12	M12	500



SERIES BAF2

rim: aluminium (heavy duty)
 tread: elastic 70-75° shore A grey
 axle bearing: double precision ball bearing
 threadguard: without
 load capacity: 300 kg to 500 kg
 wheel diameter: 125 mm to 250 mm
 temperature range: -20°C to +80°C

EXAMPLE FOR APPLICATION














- ✓ mechanical engineering
- ✓ automotive
- ✓ tugger trains

HIGHLIGHTS AND ADVANTAGES

- ✓ noise-reduced running due to the soft elastic tread
- ✓ doesn't leave any marks even at high loads
- ✓ extraordinary design
















swivel castor

									
	[mm]	[mm]	[mm]	[mm]	[mm]	[mm]	[mm]	[mm]	[kg]
SHP57WC125BAF2D0N		125	135x110	105x84/76	11	50	164		300
SHP5KWC125BAF2D0N						54	170		
SHP5MWC125BAF2D0N						50	170		
SHP57WC160BAF2D0N		160	135x110	105x84/76	11	55	195		400
SHP5KWC160BAF2D0N						55	202		
SHP5MWC160BAF2D0N						57	202		
SHP57WC200BAF2D0N		200	135x110	105x84/76	11	55	245		500
SHP5KWC200BAF2D0N						55	245		
SHP5MWC200BAF2D0N						59	245		
SHP57WC250BAF2D0N		250	135x110	105x84/76	11	65	295		500







swivel castor with total brake

									
	[mm]	[mm]	[mm]	[mm]	[mm]	[mm]	[mm]	[mm]	[kg]
THP57WC125BAF2D0N		125	135x110	105x84/76	11	55	164	155	300
THP5KWC125BAF2D0N						54	170	165	
THP5MWC125BAF2D0N						50	170		
THP57WC160BAF2D0N		160	135x110	105x84/76	11	55	195	165	400
THP5KWC160BAF2D0N						55	202	195	
THP5MWC160BAF2D0N						57	202		
THP57WC200BAF2D0N		200	135x110	105x84/76	11	55	245	165	500
THP5KWC200BAF2D0N						55	245	195	
THP5MWC200BAF2D0N						59	245		
THP57WC250BAF2D0N		250	135x110	105x84/76	11	65	295	180	500






fixed castor

FHP53WC125BAF2D0N		125	135x110	105x84/76	11	164		300
FHP5LWC125BAF2D0N						170		
FHP5MWC125BAF2D0N						170		
FHP53WC160BAF2D0N		160	135x110	105x84/76	11	195		400
FHP5LWC160BAF2D0N						202		
FHP5MWC160BAF2D0N						202		
FHP53WC200BAF2D0N		200	135x110	105x84/76	11	245		500
FHP5LWC200BAF2D0N						245		
FHP5MWC200BAF2D0N						245		
FHP53WC250BAF2D0N		250	135x110	105x84/76	11	295		500














swivel castor with front brake

CHP5MWC125BAF2D0N		125	135x110	105x84/76	11	50	170	117.5	300
CHP5MWC160BAF2D0N		160	135x110	105x84/76	11	57	202	135	400
CHP5MWC200BAF2D0N		200	135x110	105x84/76	11	59	245	155	500



single wheel

							
	[mm]	[mm]	[mm]	[mm]	ø		[kg]
125BAF2D0N		125	50	60	20	M12	300
160BAF2D0N		160	50	60	20	M12	400
200BAF2D0N		200	50	60	20	M12	500
250BAF2D0N		250	50	60	20	M12	500



SERIES BAF4

rim: aluminium (heavy duty)
 tread: elastic 70-75° shore A black
 axle bearing: double precision ball bearing
 threadguard: without
 load capacity: 300 kg to 500 kg
 wheel diameter: 125 mm to 250 mm
 temperature range: -20°C to +80°C

EXAMPLE FOR APPLICATION














- ✓ mechanical engineering
- ✓ automotive
- ✓ tigger trains

HIGHLIGHTS AND ADVANTAGES

- ✓ noise-reduced running due to the soft elastic tread
- ✓ conform to REACH and PAH regulations
- ✓ extraordinary design
















swivel castor

									
	[mm]	[mm]	[mm]	[mm]	[mm]	[mm]	[mm]	[mm]	[kg]
SHP57WC125BAF4D0N								50	164
SHP5KWC125BAF4D0N		125	135x110	105x84/76	11			54	170
SHP5MWC125BAF4D0N								50	170
SHP57WC160BAF4D0N								55	195
SHP5KWC160BAF4D0N		160	135x110	105x84/76	11			55	202
SHP5MWC160BAF4D0N								57	202
SHP57WC200BAF4D0N								55	245
SHP5KWC200BAF4D0N		200	135x110	105x84/76	11			55	245
SHP5MWC200BAF4D0N								59	245
SHP57WC250BAF4D0N								65	295
SHP5MWC250BAF4D0N		250	135x110	105x84/76	11				500






swivel castor with total brake

									
	[mm]	[mm]	[mm]	[mm]	[mm]	[mm]	[mm]	[mm]	[kg]
THP57WC125BAF4D0N								55	164
THP5KWC125BAF4D0N		125	135x110	105x84/76	11			54	170
THP57WC160BAF4D0N								55	195
THP5KWC160BAF4D0N		160	135x110	105x84/76	11			55	202
THP57WC200BAF4D0N								55	245
THP5KWC200BAF4D0N		200	135x110	105x84/76	11			55	245
THP57WC250BAF4D0N								65	295
THP5MWC250BAF4D0N		250	135x110	105x84/76	11				500







swivel castor with front brake

CHP5MWC125BAF4D0N		125	135x110	105x84/76	11	50	170	117.5	300
CHP5MWC160BAF4D0N		160	135x110	105x84/76	11	57	202	135	400
CHP5MWC200BAF4D0N		200	135x110	105x84/76	11	59	245	155	500














fixed castor

FHP53WC125BAF4D0N								164	
FHP5LWC125BAF4D0N		125	135x110	105x84/76	11			170	300
FHP5MWC125BAF4D0N								170	
FHP53WC160BAF4D0N								195	
FHP5LWC160BAF4D0N		160	135x110	105x84/76	11			202	400
FHP5MWC160BAF4D0N								202	
FHP53WC200BAF4D0N								245	
FHP5LWC200BAF4D0N		200	135x110	105x84/76	11			245	500
FHP5MWC200BAF4D0N								245	
FHP53WC250BAF4D0N		250	135x110	105x84/76	11			295	500



single wheel

							
	[mm]	[mm]	[mm]	[mm]	ø		[kg]
125BAF4D0N		125	50	60	20	M12	300
160BAF4D0N		160	50	60	20	M12	400
200BAF4D0N		200	50	60	20	M12	500
250BAF4D0N		250	50	60	20	M12	500



SERIES BAU5

rim:	aluminium (heavy duty)
tread:	polyurethane 93-95° shore A brown
axle bearing:	double precision ball bearing
threadguard:	without
load capacity:	500 kg to 800 kg
wheel diameter:	125 mm to 200 mm
temperature range:	-20°C to +60°C

EXAMPLE FOR APPLICATION

- ✓ mechanical engineering
- ✓ automotive
- ✓ tugger trains

HIGHLIGHTS AND ADVANTAGES

- ✓ up to 800 kg load capacity per wheel
- ✓ particular resistance to acids, oils and fats
- ✓ extremely robust to external influences / impacts



swivel castor

	[mm]	[mm]	[mm]	[mm]	[mm]	[mm]	[mm]	[mm]	[kg]
SHP5EWC125BAU5D0N	125	135x110	105x84/76	11	50	164	54	170	400
SHP5KWC125BAU5D0N									
SHP5MWC125BAU5D0N									
SHP5EWC160BAU5D0N	160	135x110	105x84/76	11	55	195	55	202	600
SHP5KWC160BAU5D0N									
SHP5MWC160BAU5D0N									
SHP5EWC200BAU5D0N	200	135x110	105x84/76	11	55	245	55	245	700
SHP5KWC200BAU5D0N									
SHP5MWC200BAU5D0N									



swivel castor with total brake

	[mm]	[mm]	[mm]	[mm]	[mm]	[mm]	[mm]	[mm]	[kg]
THP5EWC125BAU5D0N	125	135x110	105x84/76	11	55	164	54	170	400
THP5KWC125BAU5D0N									
THP5EWC160BAU5D0N									
THP5KWC160BAU5D0N	160	135x110	105x84/76	11	55	195	55	202	600
THP5EWC200BAU5D0N									
THP5KWC200BAU5D0N									



fixed castor

FHP54WC125BAU5D0N	125	135x110	105x84/76	11	164	170	170	500
FHP5LWC125BAU5D0N								
FHP5MWC125BAU5D0N								
FHP54WC160BAU5D0N	160	135x110	105x84/76	11	195	202	202	600
FHP5LWC160BAU5D0N								
FHP5MWC160BAU5D0N								
FHP54WC200BAU5D0N	200	135x110	105x84/76	11	245	245	245	700
FHP5LWC200BAU5D0N								
FHP5MWC200BAU5D0N								



swivel castor with front brake

CHP5MWC125BAU5D0N	125	135x110	105x84/76	11	50	170	117.5	500
CHP5MWC160BAU5D0N	160	135x110	105x84/76	11	57	202	135	600
CHP5MWC200BAU5D0N	200	135x110	105x84/76	11	59	245	155	800



single wheel

	[mm]	[mm]	[mm]	[mm]	ø		[kg]
125BAU5D0N	125	50	60	20	M12		500
160BAU5D0N	160	50	60	20	M12		600
200BAU5D0N	200	50	60	20	M12		800



SERIES BAX7

rim: aluminium (heavy duty)
 tread: PUlastic 75° shore A green
 axle bearing: double precision ball bearing
 threadguard: without
 load capacity: 500 kg to 800 kg
 wheel diameter: 125 mm to 200 mm
 temperature range: -20°C to +60°C

EXAMPLE FOR APPLICATION










- ✓ mechanical engineering
- ✓ automotive
- ✓ tigger trains

HIGHLIGHTS AND ADVANTAGES

- ✓ up to 800 kg load capacity per wheel
- ✓ particular resistance to acids, oils and fats
- ✓ elastic damping due to the soft tread












swivel castor

									
	[mm]	[mm]	[mm]	[mm]	[mm]	[mm]	[mm]	[mm]	[kg]
SHP5EWC125BAX7D0N	125	135x110	105x84/76	11	50	164			400
SHP5KWC125BAX7D0N									500
SHP5MWC125BAX7D0N									500
SHP5EWC160BAX7D0N	160	135x110	105x84/76	11	55	195			600
SHP5KWC160BAX7D0N									202
SHP5MWC160BAX7D0N									202
SHP5EWC200BAX7D0N	200	135x110	105x84/76	11	55	245			700
SHP5KWC200BAX7D0N									800
SHP5MWC200BAX7D0N									800



swivel castor with total brake

									
	[mm]	[mm]	[mm]	[mm]	[mm]	[mm]	[mm]	[mm]	[kg]
THP5EWC125BAX7D0N	125	135x110	105x84/76	11	55	164	155		400
THP5KWC125BAX7D0N									165
THP5MWC125BAX7D0N									500
THP5EWC160BAX7D0N	160	135x110	105x84/76	11	55	195	165		600
THP5KWC160BAX7D0N									195
THP5MWC160BAX7D0N									202
THP5EWC200BAX7D0N	200	135x110	105x84/76	11	55	245	165		700
THP5KWC200BAX7D0N									195
THP5MWC200BAX7D0N									800



fixed castor

FHP54WC125BAX7D0N	125	135x110	105x84/76	11		164			400
FHP5LWC125BAX7D0N									500
FHP5MWC125BAX7D0N									500
FHP54WC160BAX7D0N	160	135x110	105x84/76	11		195			600
FHP5LWC160BAX7D0N									202
FHP5MWC160BAX7D0N									202
FHP54WC200BAX7D0N	200	135x110	105x84/76	11		245			700
FHP5LWC200BAX7D0N									800
FHP5MWC200BAX7D0N									800










swivel castor with front brake

CHP5MWC125BAX7D0N	125	135x110	105x84/76	11	50	170	117.5		500
CHP5MWC160BAX7D0N	160	135x110	105x84/76	11	57	202	135		600
CHP5MWC200BAX7D0N	200	135x110	105x84/76	11	59	245	155		800



single wheel

							
	[mm]	[mm]	[mm]	[mm]	ø		[kg]
125BAX7D0N	125	50	60	20	M12		500
160BAX7D0N	160	50	60	20	M12		600
200BAX7D0N	200	50	60	20	M12		800



SERIES BAY5

rim: aluminium (heavy duty)
 tread: PUlastic 75° shore A green / PU 93-95° shore A brown
 axle bearing: double precision ball bearing
 threadguard: without
 load capacity: 500 kg to 800 kg
 wheel diameter: 125 mm to 200 mm
 temperature range: -20°C to +60°C

EXAMPLE FOR APPLICATION













- ✓ mechanical engineering
- ✓ automotive
- ✓ tigger trains

HIGHLIGHTS AND ADVANTAGES

- ✓ up to 800 kg load capacity per wheel
- ✓ particular resistance to acids, oils and fats
- ✓ damping running performance due to the innovative 2-component-technique















swivel castor

									
	[mm]	[mm]	[mm]	[mm]	[mm]	[mm]	[mm]	[mm]	[kg]
SHP5EWC125BAY5D0N		125	135x110	105x84/76	11	50	164		400
SHP5KWC125BAY5D0N									500
SHP5MWC125BAY5D0N									500
SHP5EWC160BAY5D0N		160	135x110	105x84/76	11	55	195		600
SHP5KWC160BAY5D0N									202
SHP5MWC160BAY5D0N									202
SHP5EWC200BAY5D0N		200	135x110	105x84/76	11	55	245		700
SHP5KWC200BAY5D0N									800
SHP5MWC200BAY5D0N									800






swivel castor with total brake

									
	[mm]	[mm]	[mm]	[mm]	[mm]	[mm]	[mm]	[mm]	[kg]
THP5EWC125BAY5D0N		125	135x110	105x84/76	11	55	164	155	400
THP5KWC125BAY5D0N									165
THP5MWC125BAY5D0N									500
THP5EWC160BAY5D0N		160	135x110	105x84/76	11	55	195	165	600
THP5KWC160BAY5D0N									195
THP5MWC160BAY5D0N									202
THP5EWC200BAY5D0N		200	135x110	105x84/76	11	55	245	165	700
THP5KWC200BAY5D0N									195
THP5MWC200BAY5D0N									800






fixed castor

FHP54WC125BAY5D0N		125	135x110	105x84/76	11		164	400
FHP5LWC125BAY5D0N							170	
FHP5MWC125BAY5D0N							500	
FHP54WC160BAY5D0N		160	135x110	105x84/76	11		195	600
FHP5LWC160BAY5D0N							202	
FHP5MWC160BAY5D0N							202	
FHP54WC200BAY5D0N		200	135x110	105x84/76	11		245	700
FHP5LWC200BAY5D0N							245	
FHP5MWC200BAY5D0N							800	













swivel castor with front brake

CHP5MWC125BAY5D0N		125	135x110	105x84/76	11	50	170	117.5	500
CHP5MWC160BAY5D0N		160	135x110	105x84/76	11	57	202	135	600
CHP5MWC200BAY5D0N		200	135x110	105x84/76	11	59	245	155	800



single wheel

							
	[mm]	[mm]	[mm]	[mm]	ø		[kg]
125BAY5D0N		125	50	60	20	M12	500
160BAY5D0N		160	50	60	20	M12	600
200BAY5D0N		200	50	60	20	M12	800



SERIES Z0Z0

rim: polyamide PA6
 tread: polyamide PA6
 axle bearing: double precision ball bearing
 threadguard: without
 load capacity: 400 kg to 1000 kg
 wheel diameter: 125 mm to 200 mm
 temperature range: -40°C to +80°C

EXAMPLE FOR APPLICATION

- ✓ mechanical engineering
- ✓ automotive
- ✓ tigger trains

HIGHLIGHTS AND ADVANTAGES

- ✓ up to 1000 kg load capacity per wheel
- ✓ particular resistance to acids, oils and fats
- ✓ perfect roll resistance



swivel castor

	[mm]	[mm]	[mm]	[mm]	[mm]	[mm]	[mm]	[mm]	[kg]
SHP5EWC125Z0Z0D0N	125	135x110	105x84/76	11	50	164			400
SHP5KWC125Z0Z0D0N									500
SHP5MWC125Z0Z0D0N									700
SHP5EWC150Z0Z0D0N	150	135x110	105x84/76	11	55	190			600
SHP5KWC150Z0Z0D0N									800
SHP5MWC150Z0Z0D0N									800
SHP5EWC160Z0Z0D0N	160	135x110	105x84/76	11	55	195			600
SHP5KWC160Z0Z0D0N									800
SHP5MWC160Z0Z0D0N									800
SHP5EWC200Z0Z0D0N	200	135x110	105x84/76	11	55	245			700
SHP5KWC200Z0Z0D0N									1000
SHP5MWC200Z0Z0D0N									1000



fixed castor

FHP54WC125Z0Z0D0N	125	135x110	105x84/76	11		164			400
FHP5LWC125Z0Z0D0N									500
FHP5MWC125Z0Z0D0N									700
FHP54WC150Z0Z0D0N	150	135x110	105x84/76	11		190			600
FHP5LWC150Z0Z0D0N									800
FHP5MWC150Z0Z0D0N									800
FHP54WC160Z0Z0D0N	160	135x110	105x84/76	11		195			600
FHP5LWC160Z0Z0D0N									800
FHP5MWC160Z0Z0D0N									800
FHP54WC200Z0Z0D0N	200	135x110	105x84/76	11		245			700
FHP5LWC200Z0Z0D0N									1000
FHP5MWC200Z0Z0D0N									1000



swivel castor with total brake

	[mm]	[mm]	[mm]	[mm]	[mm]	[mm]	[mm]	[mm]	[kg]
THP5EWC125Z0Z0D0N	125	135x110	105x84/76	11	55	164	155		400
THP5KWC125Z0Z0D0N									500
THP5EWC150Z0Z0D0N									600
THP5KWC150Z0Z0D0N	150	135x110	105x84/76	11	55	190	165		600
THP5EWC160Z0Z0D0N									800
THP5KWC160Z0Z0D0N									800
THP5EWC160Z0Z0D0N	160	135x110	105x84/76	11	55	195	165		600
THP5KWC160Z0Z0D0N									800
THP5EWC200Z0Z0D0N									700
THP5KWC200Z0Z0D0N	200	135x110	105x84/76	11	55	245	165		700
THP5EWC200Z0Z0D0N									1000
THP5KWC200Z0Z0D0N									1000



swivel castor with front brake

CHP5MWC125Z0Z0D0N	125	135x110	105x84/76	11	50	170	117.5		700
CHP5MWC150Z0Z0D0N									800
CHP5MWC160Z0Z0D0N									800
CHP5MWC160Z0Z0D0N	160	135x110	105x84/76	11	57	202	135		800
CHP5MWC200Z0Z0D0N									800
CHP5MWC200Z0Z0D0N									1000



single wheel

	[mm]	[mm]	[mm]	[mm]	ø	[kg]
125Z0Z0D0N	125	50	60	20	M12	700
150Z0Z0D0N	150	50	60	20	M12	800
160Z0Z0D0N	160	50	60	20	M12	800
200Z0Z0D0N	200	50	60	20	M12	1000



SERIES I2U5

rim: cast iron (heavy duty)
 tread: polyurethane 93° shore A brown
 axle bearing: double precision ball bearing
 threadguard: without
 load capacity: 400 kg to 1000 kg
 wheel diameter: 125 mm to 200 mm
 temperature range: -20°C to +60°C

EXAMPLE FOR APPLICATION










- ✓ mechanical engineering
- ✓ automotive
- ✓ tugger trains

HIGHLIGHTS AND ADVANTAGES

- ✓ up to 1000 kg load capacity per wheel
- ✓ particular resistance to acids, oils and fats
- ✓ extremely robust to external influences / impacts












swivel castor

									
	[mm]	[mm]	[mm]	[mm]	[mm]	[mm]	[mm]	[mm]	[kg]
SHP5EWC125I2U5D0N	125	135x110	105x84/76	11	50	164	54	170	400
SHP5KWC125I2U5D0N									500
SHP5MWC125I2U5D0N									700
SHP5EWC160I2U5D0N	150	135x110	105x84/76	11	55	195	55	202	600
SHP5KWC160I2U5D0N									800
SHP5MWC160I2U5D0N									800
SHP5EWC200I2U5D0N	160	135x110	105x84/76	11	55	245	55	245	700
SHP5KWC200I2U5D0N									1000
SHP5MWC200I2U5D0N									1000












swivel castor with total brake

									
	[mm]	[mm]	[mm]	[mm]	[mm]	[mm]	[mm]	[mm]	[kg]
THP5EWC125I2U5D0N	125	135x110	105x84/76	11	55	164	54	170	400
THP5KWC125I2U5D0N									500
THP5EWC160I2U5D0N									600
THP5KWC160I2U5D0N	800								
THP5EWC200I2U5D0N	200	135x110	105x84/76	11	55	245	55	245	700
THP5KWC200I2U5D0N									1000












fixed castor

									
	[mm]	[mm]	[mm]	[mm]	[mm]	[mm]	[mm]	[mm]	[kg]
FHP54WC125I2U5D0N	125	135x110	105x84/76	11	50	164	54	170	400
FHP5LWC125I2U5D0N									500
FHP5MWC125I2U5D0N									700
FHP54WC160I2U5D0N	150	135x110	105x84/76	11	55	195	55	202	600
FHP5LWC160I2U5D0N									800
FHP5MWC160I2U5D0N									800
FHP54WC200I2U5D0N	160	135x110	105x84/76	11	55	245	55	245	700
FHP5LWC200I2U5D0N									1000
FHP5MWC200I2U5D0N									1000











swivel castor with front brake

									
	[mm]	[mm]	[mm]	[mm]	[mm]	[mm]	[mm]	[mm]	[kg]
CHP5MWC125I2U5D0N	125	135x110	105x84/76	11	50	170	117.5	170	700
CHP5MWC160I2U5D0N									800
CHP5MWC200I2U5D0N									1000



single wheel

								
	[mm]	[mm]	[mm]	[mm]	ø			[kg]
125I2U5D0N	125	50	60	20	M12			700
160I2U5D0N	160	50	60	20	M12			800
200I2U5D0N	200	50	60	20	M12			1000

I2U5



CASCOO. STAINLESS STEEL CASTORS.

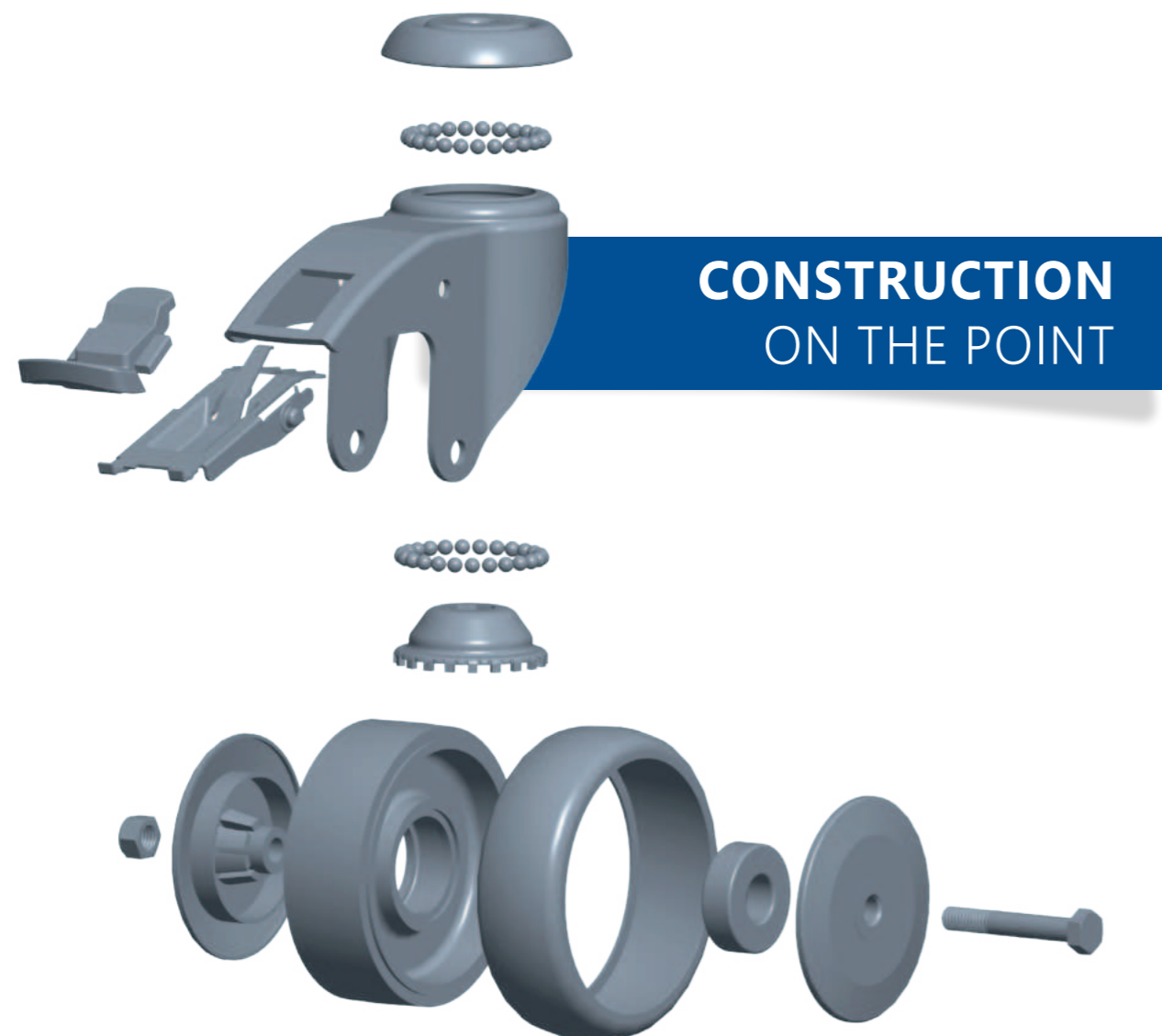


STAINLESS STEEL CASTORS

Due to their special properties, stainless steel castors are required in many different branches of industry. The robust material of the castors ensures a special resilience. In addition, stainless steel is less sensitive to aggressive floor soap and is easy to clean due to the smooth surface - stainless steel castors are therefore also perfect for hygienic purposes! For these reasons, swivel castors or fixed castors made of stainless steel are often used in the food industry, in bakeries, canteen kitchens, catering companies and for the direct food transport as well. In addition, a wide variety of laboratories, medical technology companies, hospitals, rescue services and the computer and electrical industry also use hygienic stainless steel castors.

These castors are available with plate and bolt hole attachment.

STAINLESS STEEL CASTORS AT A GLANCE



- 
SERIES P2T2
 PP / TPR
 light apparatus page 128
- 
SERIES P2T2
 PP / TPR
 heavy apparatus page 130
- 
SERIES N0N0
 PA page 132
- 
SERIES N2U6
 PA / TPU page 134
- 
SERIES R4E2
 PA / elastic page 136
- 
SERIES P2W2
 PA / TPR page 138



SERIES P2T2

rim: polypropylene
 tread: thermoplastic rubber 95° shore A grey
 axle bearing: plain bearing / ball bearing stainless steel
 threadguard: without / full covering plastic threadguard
 load capacity: 50 kg to 75 kg
 wheel diameter: 50 mm to 75 mm
 temperature range: -20°C to +60°C

EXAMPLE FOR APPLICATION














- ✓ food industry
- ✓ rack trolleys
- ✓ transport containers in canteen kitchens

HIGHLIGHTS AND ADVANTAGES

- ✓ stainless steel version for longlife service
- ✓ noise-reduced running on all surfaces
- ✓ sufficient resilience for light applications
















swivel castor

									
	[mm]	[mm]	[mm]	[mm]	[mm]	[mm]	[mm]	[mm]	[kg]
SAPAQS0050P2T2L0N		50	60x60	48/39x48/39	6.3	25	70		50
SAPAQS0050P2T2S42									
SAPAQS0075P2T2L0N		75	60x60	48/38x48/38	6.3	25	100		75
SAPAQS0075P2T2S42									
















fixed castor

									
	[mm]	[mm]	[mm]	[mm]	[mm]	[mm]	[mm]	[mm]	[kg]
FAPBCS0050P2T2L0N		50	55x55	44/38.5x44/38.5	6.3		70		50
FAPBCS0050P2T2S42									
FAPCCS0075P2T2L0N		75	67x60	48/40x48/40	6.3		100		75
FAPCCS0075P2T2S42									















swivel castor with total brake

									
	[mm]	[mm]	[mm]	[mm]	[mm]	[mm]	[mm]	[mm]	[kg]
TAPAQS0050P2T2L0N		50	60x60	48/39x48/39	6.3	25	70	80	50
TAPAQS0050P2T2S42									
TAPAQS0075P2T2L0N		75	60x60	48/38x48/38	6.3	25	100	80	75
TAPAQS0075P2T2S42									



bolt hole swivel castor

								
	[mm]	[mm]	[mm]	[mm]	[mm]	[mm]	[mm]	[kg]
HAH1QS0050P2T2L0N		50	11			25	70	50
HAH1QS0050P2T2S42								
HAH1QS0075P2T2L0N		75	11			25	100	75
HAH1QS0075P2T2S42								













bolt hole swivel castor with total brake

								
	[mm]	[mm]	[mm]	[mm]	[mm]	[mm]	[mm]	[kg]
BAH1QS0050P2T2L0N		50	11			25	70	80
BAH1QS0050P2T2S42								
BAH1QS0075P2T2L0N		75	11			25	100	80
BAH1QS0075P2T2S42								



single wheel

						
	[mm]	[mm]	[mm]	[mm]	∅	[kg]
050P2T2L0N		50	19	22	8	50
050P2T2S42					6	
075P2T2L0N		75	25	28	8	75
075P2T2S42					6	



SERIES P2T2

rim: polypropylene
 tread: thermoplastic rubber 95° shore A grey
 axle bearing: plain bearing in stainless steel
 threadguard: without
 load capacity: 80 kg to 100 kg
 wheel diameter: 80 mm to 125 mm
 temperature range: -20°C to +60°C

EXAMPLE FOR APPLICATION









- ✓ food industry
- ✓ rack trolleys
- ✓ transport containers in canteen kitchens

HIGHLIGHTS AND ADVANTAGES

- ✓ stainless steel version for longlife service
- ✓ noise-reduced running on all surfaces
- ✓ sufficient resilience for light applications









swivel castor

									
		[mm]	[mm]	[mm]	[mm]	[mm]	[mm]	[mm]	[kg]
SAPE9S0080P2T2L0N	==	80	77x67	61.5/56x51.5/46.5	8.5	37	111		80
SAPE2S0100P2T2L0N	==	100	77x67	61.5/56x51.5/46.5	8.5	37	135		100
SAPE2S0125P2T2L0N SAPJ9S0125P2T2L0N	==	125	77x67 95x70	61.5/56x51.5/46.5 75x50	8.5 11	40	160		100











bolt hole swivel castor

								
		[mm]	[mm]		[mm]	[mm]	[mm]	[kg]
HAH19S0080P2T2L0N	==	80	11		37	111		80
HAH12S0100P2T2L0N	==	100	11		37	135		100
HAH12S0125P2T2L0N	==	125	11		40	160		100







fixed castor

									
		[mm]	[mm]	[mm]	[mm]	[mm]	[mm]	[mm]	[kg]
FAPE9S0080P2T2L0N	==	80	77x67	61.5/56x51.5/46.5	8.5		111		80
FAPE6S0100P2T2L0N	==	100	77x67	61.5/56x51.5/46.5	8.5		135		100
FAPE6S0125P2T2L0N FAPJ9S0125P2T2L0N	==	125	77x67 95x70	61.5/56x51.5/46.5 75x50	8.5 11		160		100











bolt hole swivel castor with total brake

								
		[mm]	[mm]		[mm]	[mm]	[mm]	[kg]
BAH19S0080P2T2L0N	==	80	11		36	111	108	80
BAH12S0100P2T2L0N	==	100	11		36	135	108	100
BAH12S0125P2T2L0N	==	125	11		36	160	108	100










swivel castor with total brake

									
		[mm]	[mm]	[mm]	[mm]	[mm]	[mm]	[mm]	[kg]
TAPE9S0080P2T2L0N	==	80	77x67	61.5/56x51.5/46.5	8.5	36	111	108	80
TAPE2S0100P2T2L0N	==	100	77x67	61.5/56x51.5/46.5	8.5	36	135	108	100
TAPE2S0125P2T2L0N TAPJ9S0125P2T2L0N	==	125	77x67 95x70	61.5/56x51.5/46.5 75x50	8.5 11	36	160	108	100



single wheel

								
		[mm]	[mm]	[mm]	[mm]	∅		[kg]
080P2T2L0N	==	80	32	36	12	M8		80
100P2T2L0N	==	100	32	36	12	M8		100
125P2T2L0N	==	125	32	36	12	M8		100

P2T2



SERIES N0N0

rim: polyamide
 tread: polyamide
 axle bearing: plain bearing in stainless steel
 threadguard: without
 load capacity: 130 kg to 300 kg
 wheel diameter: 80 mm to 200 mm
 temperature range: -40°C to +80°C

EXAMPLE FOR APPLICATION









- ✓ food industry
- ✓ rack trolleys
- ✓ transport containers in canteen kitchens

HIGHLIGHTS AND ADVANTAGES

- ✓ stainless steel version for longlife service
- ✓ durable and strong all-rounder
- ✓ suitable at low and high temperatures











swivel castor

									
		[mm]	[mm]	[mm]	[mm]	[mm]	[mm]	[mm]	[kg]
SIP26SC080N0N0L0N	==	80	96x80	80/77x60	9	36	108		130
SIP26SC100N0N0L0N	==	100	96x80	80/77x60	9	36	128		150
SIP36SC125N0N0L0N	==	125	96x80	80/77x60	9	40	155		200
SIP5OSC160N0N0L0N	==	160	135x110	105x76/84	11	55	195		300
SIP5OSC200N0N0L0N	==	200	135x110	105x76/84	11	55	235		300











fixed castor

									
		[mm]	[mm]	[mm]	[mm]	[mm]	[mm]	[mm]	[kg]
FIP22SC080N0N0L0N	==	80	96x80	80/77x60	9		108		130
FIP22SC100N0N0L0N	==	100	96x80	80/77x60	9		128		150
FIP32SC125N0N0L0N	==	125	96x80	80/77x60	9		155		200
FIP55SC160N0N0L0N	==	160	135x110	105x76/84	11		195		300
FIP55SC200N0N0L0N	==	200	135x110	105x76/84	11		235		300











swivel castor with total brake

									
		[mm]	[mm]	[mm]	[mm]	[mm]	[mm]	[mm]	[kg]
TIP26SC080N0N0L0N	==	80	96x80	80/77x60	9	36	108	115	130
TIP26SC100N0N0L0N	==	100	96x80	80/77x60	9	36	128	115	150
TIP36SC125N0N0L0N	==	125	96x80	80/77x60	9	40	155	120	200
TIP5OSC160N0N0L0N	==	160	135x110	105x76/84	11	55	195	165	300
TIP5OSC200N0N0L0N	==	200	135x110	105x76/84	11	55	235	165	300




bolt hole swivel castor

									
		[mm]	[mm]	[mm]	[mm]	[mm]	[mm]	[mm]	[kg]
HIH36SC080N0N0L0N	==	80	13			36	106		130
HIH36SC100N0N0L0N	==	100	13			36	126		150
HIH86SC125N0N0L0N	==	125	13			40	153		200
HIH9OSC160N0N0L0N	==	160	13			55	190		300
HIH9OSC200N0N0L0N	==	200	13			55	230		300











bolt hole swivel castor with total brake

									
		[mm]	[mm]	[mm]	[mm]	[mm]	[mm]	[mm]	[kg]
BIH36SC080N0N0L0N	==	80	13			36	106	115	130
BIH36SC100N0N0L0N	==	100	13			36	126	115	150
BIH86SC125N0N0L0N	==	125	13			40	153	120	200
BIH9OSC160N0N0L0N	==	160	13			55	190	165	300
BIH9OSC200N0N0L0N	==	200	13			55	230	165	300



single wheel

									
		[mm]	[mm]	[mm]	[mm]	∅			[kg]
080N0N0L0N	==	80	34	40	12	M8			130
100N0N0L0N	==	100	36	40	12	M8			150
125N0N0L0N	==	125	32	50	12	M8			200
160N0N0L0N	==	160	50	59	20	M12			300
200N0N0L0N	==	200	50	59	20	M12			300



SERIES N2U6

rim: polyamide
 tread: thermoplastic polyurethane 95° shore A red
 axle bearing: plain bearing / roller bearing in stainless steel
 threadguard: without
 load capacity: 130 kg to 300 kg
 wheel diameter: 80 mm to 200 mm
 temperature range: -40°C to +80°C

EXAMPLE FOR APPLICATION

- ✓ food industry
- ✓ rack trolleys
- ✓ transport containers in canteen kitchens

HIGHLIGHTS AND ADVANTAGES

- ✓ stainless steel version for longtime service
- ✓ noise-reduced running due to the slightly elastic tread
- ✓ particular resistance to acids, oils and fats



swivel castor

										[kg]
	[mm]	[mm]	[mm]	[mm]	[mm]	[mm]	[mm]	[mm]	[mm]	
SIP26SC080N2U6L0N	080	96x80	80/77x60	9	36	108				130
SIP26SC080N2U6Q0N	080	96x80	80/77x60	9	36	108				130
SIP26SC100N2U6L0N	100	96x80	80/77x60	9	36	128				150
SIP26SC100N2U6Q0N	100	96x80	80/77x60	9	36	128				150
SIP36SC125N2U6L0N	125	96x80	80/77x60	9	40	155				200
SIP36SC125N2U6Q0N	125	96x80	80/77x60	9	40	155				200
SIP5OSC160N2U6L0N	160	135x110	105x76/84	11	55	195				300
SIP5OSC160N2U6Q0N	160	135x110	105x76/84	11	55	195				300
SIP5OSC200N2U6L0N	200	135x110	105x76/84	11	55	235				300
SIP5OSC200N2U6Q0N	200	135x110	105x76/84	11	55	235				300



fixed castor

										[kg]
	[mm]	[mm]	[mm]	[mm]	[mm]	[mm]	[mm]	[mm]	[mm]	
FIP22SC080N2U6L0N	080	96x80	80/77x60	9		108				130
FIP22SC080N2U6Q0N	080	96x80	80/77x60	9		108				130
FIP22SC100N2U6L0N	100	96x80	80/77x60	9		128				150
FIP22SC100N2U6Q0N	100	96x80	80/77x60	9		128				150
FIP32SC125N2U6L0N	125	96x80	80/77x60	9		155				200
FIP32SC125N2U6Q0N	125	96x80	80/77x60	9		155				200
FIP55SC160N2U6L0N	160	135x110	105x76/84	11		195				300
FIP55SC160N2U6Q0N	160	135x110	105x76/84	11		195				300
FIP55SC200N2U6L0N	200	135x110	105x76/84	11		235				300
FIP55SC200N2U6Q0N	200	135x110	105x76/84	11		235				300



swivel castor with total brake

										[kg]
	[mm]	[mm]	[mm]	[mm]	[mm]	[mm]	[mm]	[mm]	[mm]	
TIP26SC080N2U6L0N	080	96x80	80/77x60	9	36	108	115			130
TIP26SC080N2U6Q0N	080	96x80	80/77x60	9	36	108	115			130
TIP26SC100N2U6L0N	100	96x80	80/77x60	9	36	128	115			150
TIP26SC100N2U6Q0N	100	96x80	80/77x60	9	36	128	115			150
TIP36SC125N2U6L0N	125	96x80	80/77x60	9	40	155	120			200
TIP36SC125N2U6Q0N	125	96x80	80/77x60	9	40	155	120			200
TIP5OSC160N2U6L0N	160	135x110	105x76/84	11	55	195	165			300
TIP5OSC160N2U6Q0N	160	135x110	105x76/84	11	55	195	165			300
TIP5OSC200N2U6L0N	200	135x110	105x76/84	11	55	235	165			300
TIP5OSC200N2U6Q0N	200	135x110	105x76/84	11	55	235	165			300



bolt hole swivel castor

									[kg]
	[mm]	[mm]	[mm]	[mm]	[mm]	[mm]	[mm]	[mm]	
HIH36SC080N2U6L0N	080	13			36	106			130
HIH36SC080N2U6Q0N	080	13			36	106			130
HIH36SC100N2U6L0N	100	13			36	126			150
HIH36SC100N2U6Q0N	100	13			36	126			150
HIH86SC125N2U6L0N	125	13			40	153			200
HIH86SC125N2U6Q0N	125	13			40	153			200
HIH9OSC160N2U6L0N	160	13			55	190			300
HIH9OSC160N2U6Q0N	160	13			55	190			300
HIH9OSC200N2U6L0N	200	13			55	230			300
HIH9OSC200N2U6Q0N	200	13			55	230			300



bolt hole swivel castor with total brake

										[kg]
	[mm]	[mm]	[mm]	[mm]	[mm]	[mm]	[mm]	[mm]	[mm]	
BIH36SC080N2U6L0N	080	13			36	106	115			130
BIH36SC080N2U6Q0N	080	13			36	106	115			130
BIH36SC100N2U6L0N	100	13			36	126	115			150
BIH36SC100N2U6Q0N	100	13			36	126	115			150
BIH86SC125N2U6L0N	125	13			40	153	120			200
BIH86SC125N2U6Q0N	125	13			40	153	120			200
BIH9OSC160N2U6L0N	160	13			55	190	165			300
BIH9OSC160N2U6Q0N	160	13			55	190	165			300
BIH9OSC200N2U6L0N	200	13			55	230	165			300
BIH9OSC200N2U6Q0N	200	13			55	230	165			300



single wheel

									[kg]
	[mm]	[mm]	[mm]	[mm]	∅	[mm]	[mm]	[mm]	
080N2U6L0N	080	32	40	12	M8				130
080N2U6Q0N	080	32	40	12	M8				130
100N2U6L0N	100	32	40	12	M8				150
100N2U6Q0N	100	32	40	12	M8				150
125N2U6L0N	125	32	50	12	M8				200
125N2U6Q0N	125	32	50	12	M8				200
160N2U6L0N	160	40	59	20	M12				300
160N2U6Q0N	160	40	59	20	M12				300
200N2U6L0N	200	48	59	20	M12				300
200N2U6Q0N	200	48	59	20	M12				300

N2U6



SERIES R4E2

rim: polyamide
 tread: elastic 65° shore A grey
 axle bearing: roller bearing / ball bearing in stainless steel
 threadguard: without / small plastic threadguard
 load capacity: 150 kg to 300 kg
 wheel diameter: 100 mm to 200 mm
 temperature range: -20°C to +80°C

EXAMPLE FOR APPLICATION

- ✓ food industry
- ✓ rack trolleys
- ✓ transport containers in canteen kitchens

HIGHLIGHTS AND ADVANTAGES

- ✓ stainless steel version for longlife service
- ✓ low-noise running on all surfaces
- ✓ ball bearing as axle bearing for improved rolling resistance



swivel castor

	[mm]	[mm]	[mm]	[mm]	[mm]	[mm]	[mm]	[kg]
SIP26SC100R4E2Q0N		96x80	80/77x60	9	36	128		150
SIP26SC100R4E2S34		96x80	80/77x60	9	40	155		200
SIP36SC125R4E2Q0N		135x110	105x76/84	11	55	195		300
SIP36SC125R4E2S34		135x110	105x76/84	11	55	235		300



fixed castor

FIP22SC100R4E2Q0N		96x80	80/77x60	9		128		150
FIP22SC100R4E2S34		96x80	80/77x60	9		155		200
FIP32SC125R4E2Q0N		135x110	105x76/84	11		195		300
FIP32SC125R4E2S34		135x110	105x76/84	11		235		300



swivel castor with total brake

TIP26SC100R4E2Q0N		96x80	80/77x60	9	36	128	115	150
TIP26SC100R4E2S34		96x80	80/77x60	9	40	155	120	200
TIP36SC125R4E2Q0N		135x110	105x76/84	11	55	195	165	300
TIP36SC125R4E2S34		135x110	105x76/84	11	55	235	165	300



bolt hole swivel castor

	[mm]	[mm]	[mm]	[mm]	[mm]	[mm]	[mm]	[kg]
HIH36SC100R4E2Q0N		13			36	126		150
HIH36SC100R4E2S34		13			40	153		200
HIH86SC125R4E2Q0N		13			55	190		300
HIH86SC125R4E2S34		13			55	230		300



bolt hole swivel castor with total brake

BIH36SC100R4E2Q0N		13			36	126	115	150
BIH36SC100R4E2S34		13			40	153	120	200
BIH86SC125R4E2Q0N		13			55	190	165	300
BIH86SC125R4E2S34		13			55	230	165	300



single wheel

	[mm]	[mm]	[mm]	[mm]	ø			[kg]
100R4E2Q0N		35	40	12	M8			160
100R4E2S34		38	50	12	M8			200
125R4E2Q0N		50	59	20	M12			300
125R4E2S34		50	59	20	M12			350



SERIES P2W2

rim: polypropylene
 tread: thermoplastic rubber 85°/ 95° shore A grey
 axle bearing: plain bearing in stainless steel
 threadguard: without
 load capacity: 80 kg to 200 kg
 wheel diameter: 80 mm to 200 mm
 temperature range: -20°C to +60°C

EXAMPLE FOR APPLICATION








- ✓ food industry
- ✓ rack trolleys
- ✓ transport containers in canteen kitchens

HIGHLIGHTS AND ADVANTAGES

- ✓ stainless steel version for longlife service
- ✓ noise-reduced running on all surfaces
- ✓ sufficient resilience for light applications








swivel castor

									[kg]
SIP26SC080P2W2L0N	==	80	96x80	80/77x60	9	36	108		80
SIP26SC100P2W2L0N	==	100	96x80	80/77x60	9	36	128		100
SIP36SC125P2W2L0N	==	125	96x80	80/77x60	9	40	155		100
SIP5OSC160P2V2L0N	==	160	135x110	105x76/84	11	55	195		200
SIP5OSC200P2V2L0N	==	200	135x110	105x76/84	11	55	235		200










bolt hole swivel castor

								[kg]
HIH36SC080P2W2L0N	==	80	13		36	106		80
HIH36SC100P2W2L0N	==	100	13		36	126		100
HIH86SC125P2W2L0N	==	125	13		40	153		100
HIH9OSC160P2V2L0N	==	160	13		55	190		200
HIH9OSC200P2V2L0N	==	200	13		55	230		200




fixed castor

									
FIP22SC080P2W2L0N	==	80	96x80	80/77x60	9		108		80
FIP22SC100P2W2L0N	==	100	96x80	80/77x60	9		128		100
FIP32SC125P2W2L0N	==	125	96x80	80/77x60	9		155		100
FIP55SC160P2V2L0N	==	160	135x110	105x76/84	11		195		200
FIP55SC200P2V2L0N	==	200	135x110	105x76/84	11		235		200










bolt hole swivel castor with total brake

								
BIH36SC080P2W2L0N	==	80	13		36	106	115	80
BIH36SC100P2W2L0N	==	100	13		36	126	115	100
BIH86SC125P2W2L0N	==	125	13		40	153	120	100
BIH9OSC160P2V2L0N	==	160	13		55	190	165	200
BIH9OSC200P2V2L0N	==	200	13		55	230	165	200









swivel castor with total brake

									
TIP26SC080P2W2L0N	==	80	96x80	80/77x60	9	36	108	115	80
TIP26SC100P2W2L0N	==	100	96x80	80/77x60	9	36	128	115	100
TIP36SC125P2W2L0N	==	125	96x80	80/77x60	9	40	155	120	100
TIP5OSC160P2V2L0N	==	160	135x110	105x76/84	11	55	195	165	200
TIP5OSC200P2V2L0N	==	200	135x110	105x76/84	11	55	235	165	200



single wheel

								
080P2W2L0N	==	80	30	40	12	M8		80
100P2W2L0N	==	100	32	40	12	M8		100
125P2W2L0N	==	125	32	50	12	M8		100
160P2V2L0N	==	160	40	59	20	M12		200
200P2V2L0N	==	200	48	59	20	M12		200



CASCO. WASTE BIN CASTORS.






WASTE BIN CASTORS




Waste bin castors are used at small private rubbish bins up to large public rubbish containers. Due to the robust shape and characteristics the sometimes bulky containers can be moved quickly and easily to the side of the road and, after emptying, back to their parking space. In order to be able to withstand the regular loads without any problems, waste bins must be equipped with strong, durable and weather-resistant castors.

WASTE BIN CASTORS AT A GLANCE



nose wheel for two-wheel-bins	 [mm]	 [mm]				 [kg]
200P4S4Z0N	200	50				100



solid steel axle two-wheel-bins	 [mm]	 [mm]	 [mm]			
A460SO	460	21.5				
A552SO	552	21.5				



semi-hollow axle two-wheel-bins						
A460SE20	460	21.5	2.0			
A552SE20	552	21.5	2.0			



hollow axle two-wheel-bins						
A460HO18	460	21.5	1.8			
A552HO18	552	21.5	1.8			
A460HO25	460	21.5	2.5			
A552HO25	552	21.5	2.5			



SERIES P4S4
PP / solid rubber page 144



SERIES SBS4
steel rim / solid rubber page 146



SERIES BAF4
aluminium / elastic page 148



SERIES P4S4

rim: polypropylene
 tread: solid rubber black 85° shore A
 axle bearing: plain bearing
 threadguard: without
 load capacity: 205 kg
 wheel diameter: 160 mm to 200 mm
 temperature range: -20°C to +60°C

EXAMPLE FOR APPLICATION









- ✓ private and public waste containers

HIGHLIGHTS AND ADVANTAGES

- ✓ the proven solid rubber solution for disposal
- ✓ according to the REACH regulations
- ✓ DIN EN 840-5 certified











swivel castor

									
		[mm]	[mm]	[mm]	[mm]	[mm]	[mm]	[mm]	[kg]
SWP53WC200P4S4P0N	=	200	135x110	105x84/76	11	55	238		205
SWP58WC200P4S4P0N									











swivel castor brake version (steel hook)

									
		[mm]	[mm]	[mm]	[mm]	[mm]	[mm]	[mm]	[kg]
CWP53WC200P4S4P0N	=	200	135x110	105x84/76	11	55	238		205
CWP58WC200P4S4P0N									











swivel castor brake version (adjustable screw)

									
		[mm]	[mm]	[mm]	[mm]	[mm]	[mm]	[mm]	[kg]
AWP53WC200P4S4P0N	=	200	135x110	105x84/76	11	55	238		205
AWP58WC200P4S4P0N									



swivel castor with central brake

									
		[mm]	[mm]	[mm]	[mm]	[mm]	[mm]	[mm]	[kg]
ZWP58WC200P4S4P0N	=	200	135x110	105x84/76	11	55	238		205



single wheel

							
		[mm]	[mm]	[mm]	[mm]	∅	[kg]
200P4S4P0N	=	200	50	60	20	12	205



SERIES SBS4

rim: steel rim
 tread: solid rubber black 85° shore A
 axle bearing: roller bearing
 threadguard: without
 load capacity: 205 kg to 300 kg
 wheel diameter: 200 mm to 250 mm
 temperature range: -20°C to +60°C

EXAMPLE FOR APPLICATION










- ✓ private and public waste containers

HIGHLIGHTS AND ADVANTAGES

- ✓ the proven solid rubber solution for disposal
- ✓ according to the REACH regulations
- ✓ DIN EN 840-5 certified



swivel castor

									
	[mm]	[mm]	[mm]	[mm]	[mm]	[mm]	[mm]	[mm]	[kg]
SWP53WC200SBS4R0N SWP58WC200SBS4R0N	200	135x110	105x84/76	11	55	238			205
SWP54WC250SBS4R0N	250	135x110	105x84/76	11	68	290			295












fixed castor

FWP54WC250SBS4R0N	200	135x110	105x84/76	11		238			295
-------------------	-----	---------	-----------	----	--	-----	--	--	-----












swivel castor brake version (steel hook)

									
	[mm]	[mm]	[mm]	[mm]	[mm]	[mm]	[mm]	[mm]	[kg]
CWP53WC200SBS4R0N CWP58WC200SBS4R0N	200	135x110	105x84/76	11	55	238			205



swivel castor brake version (adjustable screw)

									
	[mm]	[mm]	[mm]	[mm]	[mm]	[mm]	[mm]	[mm]	[kg]
AWP53WC200SBS4R0N AWP58WC200SBS4R0N	200	135x110	105x84/76	11	55	238			205
AWP54WC250SBS4R0N	250	135x110	105x84/76	11	68	290			295










swivel castor with central brake

ZWP58WC200SBS4R0N	200	135x110	105x84/76	11	55	238			205
-------------------	-----	---------	-----------	----	----	-----	--	--	-----



single wheel

							
	[mm]	[mm]	[mm]	[mm]	ø		[kg]
200SBS4R0N	200	50	60	20	M12		205
250SBS4R0N	250	50	60	20	M12		295



SERIES BAF4

rim: aluminium
 tread: elastic 70° shore A, black
 axle bearing: 6204 double precision ball bearing
 threadguard: without
 load capacity: 350 kg to 500 kg
 wheel diameter: 160 mm to 250 mm
 temperature range: -20°C to +80°C

EXAMPLE FOR APPLICATION













- ✓ private and public waste containers

HIGHLIGHTS AND ADVANTAGES

- ✓ the solid elastic version especially for heavy containers
- ✓ according to the REACH regulations
- ✓ DIN EN 840-5 certified












swivel castor

									
	[mm]	[mm]	[mm]	[mm]	[mm]	[mm]	[mm]	[mm]	[kg]
SWP5BWC160BAF4D0N		160	135x110	105x84/76	11	52	195		350
SWP5BWC200BAF4D0N		200	135x110	105x84/76	11	55	238		450
SWP54WC250BAF4D0N		250	135x110	105x84/76	11	68	290		500














swivel castor with central brake

								
	[mm]	[mm]	[mm]	[mm]	[mm]	[mm]	[mm]	[kg]
ZWP58WC200BAF4D0N		160	135x110	105x84/76	11	52	195	300













fixed castor

								
	[mm]	[mm]	[mm]	[mm]	[mm]	[mm]	[mm]	[kg]
FWP53WC160BAF4D0N		160	135x110	105x84/76	11		195	350
FWP53WC200BAF4D0N		200	135x110	105x84/76	11		238	450
FWP54WC250BAF4D0N		250	135x110	105x84/76	11		290	500














single wheel

							
	[mm]	[mm]	[mm]	[mm]	ø		[kg]
160BAF4D0N		160	50	60	20	M12	400
200BAF4D0N		200	50	60	20	M12	500
250BAF4D0N		250	50	60	20	M12	500



swivel castor brake version (adjustable screw)

								
	[mm]	[mm]	[mm]	[mm]	[mm]	[mm]	[mm]	[kg]
AWP5BWC160BAF4D0N		160	135x110	105x84/76	11	52	195	350
AWP5BWC200BAF4D0N		200	135x110	105x84/76	11	55	238	450
AWP54WC250BAF4D0N		250	135x110	105x84/76	11	68	290	500



CASCOO. ESD CASTORS.



ESD CASTORS

In areas where sensitive technology is used, ESD castors play an increasingly important role. Non-existent ESD castors can have negative effects on the stored or transported technology, which can lead to damage and downtime. Electric conductive castors can provide effective protection against electrostatic discharge. Areas of application are e.g. electrical industry or medical technology.

These castors come along with a plate or bolt hole attachment and different wheel materials.

ESD CASTORS AT A GLANCE

WHAT IS ESD?

ESD stands for Electro-Static-Discharge. These discharges are voltage breakdowns caused by large potential differences. An example of this is the electrostatic discharge when touching a car door. Here the charged voltage is discharged through the body and a minimal breakdown occurs. In most cases, these breakdowns are hardly perceptible to humans (usually only from around 3,000 volts) and are certainly not dangerous. In the production of electronic components, however, a voltage of 35 volts can be sufficient to damage this component. For this reason, protection against electrostatic discharges is becoming increasingly important in these and other manufacturing industries.



HOW DO ELECTROSTATIC VOLTAGES FORM?

Electrostatic voltages arise from the exchange of charges between two bodies with different voltage potentials. This can happen, for example, when two different materials rub against each other and then separate. The human eye can observe this when rubbing a balloon on clothing or when stretch foil is unwound from a product. The result is a charge exchange on the object with the lower charge, which in some cases can then result in visible sparking during the discharge.

HOW CAN I PROTECT MY PRODUCTS FROM DISCHARGE?

By using the appropriate materials between the product and the floor, you can prevent discharges. If I as a person come into direct contact (with my hands) or indirectly (via a transport trolley) with my product, conductive shoes or, in our area, corresponding conductive wheels and castors are recommended. These castors are made of conductive material. Different wheel rims and treads can be manufactured accordingly. This means that no voltage can arise, as it can be discharged directly into the ground.

WHAT AREAS DO WE BREAK DOWN INTO?

At our wheels and castors we distinguish between the antistatic area and the conductive area. Antistatic castors are assigned in the 10^6 to 10^9 ohmic resistance (Ω) range, electric conductive castors are assigned in the 10^3 to 10^5 ohmic resistance (Ω) range. It is therefore a matter of a lower resistance, since a correspondingly higher voltage has to be discharged.



SERIES P2T2
PP / TPR
light apparatus page 154



SERIES P2T2
PP / TPR
heavy apparatus page 156



SERIES P2G2
PP / TPR page 158



SERIES P2D2
PP / TPR page 160



SERIES P4S4
PP / solid rubber page 162



SERIES SWS4
steel rim /
solid rubber page 164



SERIES P2T2

rim: polypropylene
 tread: thermoplastic rubber 95° shore A grey
 axle bearing: plain bearing / ball bearing
 threadguard: without / full covering plastic threadguard
 load capacity: 30 kg to 50 kg
 wheel diameter: 50 mm to 75 mm
 temperature range: -20°C to +60°C

antistatic (A): ohmic resistance [Ω]: $10^6 < R < 10^9$
 electric conductive (E): ohmic resistance [Ω]: $10^3 < R < 10^5$

EXAMPLE FOR APPLICATION










- ✓ electronic industry
- ✓ medical equipment

HIGHLIGHTS AND ADVANTAGES

- ✓ conductive version
- ✓ noise-reduced running on all surfaces
- ✓ sufficient resilience for light applications












swivel castor

									
	[mm]	[mm]	[mm]	[mm]	[mm]	[mm]	[mm]	[mm]	[kg]
SAPA9C0050P2T2P0NA	==	50	60x60	48/39x48/39	6.3	25	70		30
SAPA9C0050P2T2P0NE	==	50	60x60	48/39x48/39	6.3	25	70		30
SAPA9C0050P2T2B42A	==	50	60x60	48/39x48/39	6.3	25	70		30
SAPA9C0050P2T2B42E	==	50	60x60	48/39x48/39	6.3	25	70		30
SAPA2C0075P2T2P0NA	==	75	60x60	48/38x48/38	6.3	25	100		50
SAPA2C0075P2T2P0NE	==	75	60x60	48/38x48/38	6.3	25	100		50
SAPA2C0075P2T2B42A	==	75	60x60	48/38x48/38	6.3	25	100		50
SAPA2C0075P2T2B42E	==	75	60x60	48/38x48/38	6.3	25	100		50












fixed castor

									
	[mm]	[mm]	[mm]	[mm]	[mm]	[mm]	[mm]	[mm]	[kg]
FAPBCC0050P2T2P0NA	==	50	55x55	44/38.5x44/38.5	6.3		70		30
FAPBCC0050P2T2P0NE	==	50	55x55	44/38.5x44/38.5	6.3		70		30
FAPBCC0050P2T2B42A	==	50	55x55	44/38.5x44/38.5	6.3		70		30
FAPBCC0050P2T2B42E	==	50	55x55	44/38.5x44/38.5	6.3		70		30
FAPCCC0075P2T2P0NA	==	75	67x60	48/38x48/38	6.3		100		50
FAPCCC0075P2T2P0NE	==	75	67x60	48/38x48/38	6.3		100		50
FAPCCC0075P2T2B42A	==	75	67x60	48/38x48/38	6.3		100		50
FAPCCC0075P2T2B42E	==	75	67x60	48/38x48/38	6.3		100		50











swivel castor with total brake

									
	[mm]	[mm]	[mm]	[mm]	[mm]	[mm]	[mm]	[mm]	[kg]
TAPA9C0050P2T2P0NA	==	50	60x60	48/39x48/39	6.3	25	70	80	30
TAPA9C0050P2T2P0NE	==	50	60x60	48/39x48/39	6.3	25	70	80	30
TAPA9C0050P2T2B42A	==	50	60x60	48/39x48/39	6.3	25	70	80	30
TAPA9C0050P2T2B42E	==	50	60x60	48/39x48/39	6.3	25	70	80	30
TAPA2C0075P2T2P0NA	==	75	60x60	48/38x48/38	6.3	25	100	80	50
TAPA2C0075P2T2P0NE	==	75	60x60	48/38x48/38	6.3	25	100	80	50
TAPA2C0075P2T2B42A	==	75	60x60	48/38x48/38	6.3	25	100	80	50
TAPA2C0075P2T2B42E	==	75	60x60	48/38x48/38	6.3	25	100	80	50











bolt hole swivel castor

								
	[mm]	[mm]	[mm]	[mm]	[mm]	[mm]	[mm]	[kg]
HAH19C0050P2T2P0NA	==	50	11			25	70	30
HAH19C0050P2T2P0NE	==	50	11			25	70	30
HAH19C0050P2T2B42A	==	50	11			25	70	30
HAH19C0050P2T2B42E	==	50	11			25	70	30
HAH12C0075P2T2P0NA	==	75	11			25	100	50
HAH12C0075P2T2P0NE	==	75	11			25	100	50
HAH12C0075P2T2B42A	==	75	11			25	100	50
HAH12C0075P2T2B42E	==	75	11			25	100	50










bolt hole swivel castor with total brake

								
	[mm]	[mm]	[mm]	[mm]	[mm]	[mm]	[mm]	[kg]
BAH19C0050P2T2P0NA	==	50	11			25	70	80
BAH19C0050P2T2P0NE	==	50	11			25	70	80
BAH19C0050P2T2B42A	==	50	11			25	70	80
BAH19C0050P2T2B42E	==	50	11			25	70	80
BAH12C0075P2T2P0NA	==	75	11			25	100	80
BAH12C0075P2T2P0NE	==	75	11			25	100	80
BAH12C0075P2T2B42A	==	75	11			25	100	80
BAH12C0075P2T2B42E	==	75	11			25	100	80



single wheel

							
	[mm]	[mm]	[mm]	[mm]	∅		[kg]
050P2T2P0NA	==	50	19	22	8	M6	30
050P2T2P0NE	==	50	19	22	6	M6	30
050P2T2B42A	==	50	19	22	6	M6	30
050P2T2B42E	==	50	19	22	6	M6	30
075P2T2P0NA	==	75	25	28	8	M6	50
075P2T2P0NE	==	75	25	28	6	M6	50
075P2T2B42A	==	75	25	28	6	M6	50
075P2T2B42E	==	75	25	28	6	M6	50



SERIES P2T2

rim: polypropylene
 tread: thermoplastic rubber 95° shore A grey
 axle bearing: plain bearing / ball bearing
 threadguard: without / full covering plastic threadguard
 load capacity: 70 kg
 wheel diameter: 100 mm to 125 mm
 temperature range: -20°C to +60°C

antistatic (A): ohmic resistance [Ω]: $10^6 < R < 10^9$
 electric conductive (E): ohmic resistance [Ω]: $10^3 < R < 10^5$

EXAMPLE FOR APPLICATION









- ✓ electronic industry
- ✓ medical equipment

HIGHLIGHTS AND ADVANTAGES

- ✓ conductive version
- ✓ noise-reduced running on all surfaces
- ✓ sufficient resilience for light applications



swivel castor

		 [mm]	 [mm]	 [mm]	 [mm]	 [mm]	 [mm]	 [mm]	 [kg]
SAPE5C0100P2T2P0NA	==	100	77x67	61.5/56x51.5/46.5	8.5	37	135		70
SAPE5C0100P2T2P0NE	==	100	77x67	61.5/56x51.5/46.5	8.5	37	135		70
SAPE5C0100P2T2B42A	==	100	77x67	61.5/56x51.5/46.5	8.5	37	135		70
SAPE5C0100P2T2B42E	==	100	77x67	61.5/56x51.5/46.5	8.5	37	135		70
SAPE5C0125P2T2P0NA	==	125	77x67	61.5/56x51.5/46.5	8.5	40	160		70
SAPE5C0125P2T2P0NE	==	125	77x67	61.5/56x51.5/46.5	8.5	40	160		70
SAPE5C0125P2T2B42A	==	125	77x67	61.5/56x51.5/46.5	8.5	40	160		70
SAPE5C0125P2T2B42E	==	125	77x67	61.5/56x51.5/46.5	8.5	40	160		70



fixed castor

		[mm]	[mm]	[mm]	[mm]	[mm]	[mm]	[mm]	[kg]
FAPE5C0100P2T2P0NA	==	100	77x67	61.5/56x51.5/46.5	8.5		135		70
FAPE5C0100P2T2P0NE	==	100	77x67	61.5/56x51.5/46.5	8.5		135		70
FAPE5C0100P2T2B42A	==	100	77x67	61.5/56x51.5/46.5	8.5		135		70
FAPE5C0100P2T2B42E	==	100	77x67	61.5/56x51.5/46.5	8.5		135		70
FAPE5C0125P2T2P0NA	==	125	77x67	61.5/56x51.5/46.5	8.5		160		70
FAPE5C0125P2T2P0NE	==	125	77x67	61.5/56x51.5/46.5	8.5		160		70
FAPE5C0125P2T2B42A	==	125	77x67	61.5/56x51.5/46.5	8.5		160		70
FAPE5C0125P2T2B42E	==	125	77x67	61.5/56x51.5/46.5	8.5		160		70









swivel castor with total brake

		[mm]	[mm]	[mm]	[mm]	[mm]	[mm]	[mm]	[kg]
TAPE5C0100P2T2P0NA	==	100	77x67	61.5/56x51.5/46.5	8.5	37	135	132	70
TAPE5C0100P2T2P0NE	==	100	77x67	61.5/56x51.5/46.5	8.5	37	135	132	70
TAPE5C0100P2T2B42A	==	100	77x67	61.5/56x51.5/46.5	8.5	37	135	132	70
TAPE5C0100P2T2B42E	==	100	77x67	61.5/56x51.5/46.5	8.5	37	135	132	70
TAPE5C0125P2T2P0NA	==	125	77x67	61.5/56x51.5/46.5	8.5	40	160	132	70
TAPE5C0125P2T2P0NE	==	125	77x67	61.5/56x51.5/46.5	8.5	40	160	132	70
TAPE5C0125P2T2B42A	==	125	77x67	61.5/56x51.5/46.5	8.5	40	160	132	70
TAPE5C0125P2T2B42E	==	125	77x67	61.5/56x51.5/46.5	8.5	40	160	132	70



bolt hole swivel castor

		 [mm]	 [mm]		 [mm]	 [mm]	 [mm]	 [kg]
HAH15C0100P2T2P0NA	==	100	11		37	135		70
HAH15C0100P2T2P0NE	==	100	11		37	135		70
HAH15C0100P2T2B42A	==	100	11		37	135		70
HAH15C0100P2T2B42E	==	100	11		37	135		70
HAH15C0125P2T2P0NA	==	125	11		40	160		70
HAH15C0125P2T2P0NE	==	125	11		40	160		70
HAH15C0125P2T2B42A	==	125	11		40	160		70
HAH15C0125P2T2B42E	==	125	11		40	160		70










bolt hole swivel castor with total brake

		[mm]	[mm]		[mm]	[mm]	[mm]	[mm]	[kg]
BAH15C0100P2T2P0NA	==	100	11		37	135	132	70	70
BAH15C0100P2T2P0NE	==	100	11		37	135	132	70	70
BAH15C0100P2T2B42A	==	100	11		37	135	132	70	70
BAH15C0100P2T2B42E	==	100	11		37	135	132	70	70
BAH15C0125P2T2P0NA	==	125	11		40	160	132	70	70
BAH15C0125P2T2P0NE	==	125	11		40	160	132	70	70
BAH15C0125P2T2B42A	==	125	11		40	160	132	70	70
BAH15C0125P2T2B42E	==	125	11		40	160	132	70	70



single wheel

		 [mm]	 [mm]	 [mm]	 [mm]	 [mm]	 [mm]	 [kg]
100P2T2P0NA	==	100	32	36	12	M8		70
100P2T2P0NE	==	100	32	36	12	M8		70
100P2T2B42A	==	100	32	36	8	M8		70
100P2T2B42E	==	100	32	36	8	M8		70
125P2T2P0NA	==	125	32	36	12	M8		70
125P2T2P0NE	==	125	32	36	12	M8		70
125P2T2B42A	==	125	32	36	8	M8		70
125P2T2B42E	==	125	32	36	8	M8		70



SERIES P2G2

rim: polypropylene
 tread: thermoplastic rubber 65 -75° shore A grey
 axle bearing: ball bearing
 threadguard: small plastic threadguard
 load capacity: 90 kg to 175 kg
 wheel diameter: 100 mm to 200 mm
 temperature range: -20°C to +60°C

antistatic (A): ohmic resistance [Ω]: 10⁶ < R < 10⁹
 electric conductive (E): ohmic resistance [Ω]: 10³ < R < 10⁵

EXAMPLE FOR APPLICATION

- ✓ electronic industry
- ✓ medical equipment

HIGHLIGHTS AND ADVANTAGES

- ✓ conductive version
- ✓ low-noise running on all surfaces
- ✓ ball bearing as axle bearing for improved rolling resistance



swivel castor

	[mm]	[mm]	[mm]	[mm]	[mm]	[mm]	[mm]	[mm]	[kg]
SBP26WC100P2G2B32A	100	105x80	80/77x60	9	40	125			90
SBP26WC100P2G2B32E									
SBP35WC125P2G2B32A	125	105x80	80/77x60	9	40	155			120
SBP35WC125P2G2B32E									
SPP58WC160P2G2B32A	160	135x110	105x84/76	11	55	195			135
SPP58WC160P2G2B32E									
SPP58WC200P2G2B32A	200	135x110	105x84/76	11	55	235			175
SPP58WC200P2G2B32E									



bolt hole swivel castor

	[mm]	[mm]	[mm]	[mm]	[mm]	[mm]	[mm]	[mm]	[kg]
HBH36WC100P2G2B32A	100	13					40	124	90
HBH36WC100P2G2B32E									
HBH85WC125P2G2B32A	125	13					40	154	120
SBP35WC125P2G2B32E									
HPH98WC160P2G2B32A	160	13					55	189	135
HPH98WC160P2G2B32E									
HPH98WC200P2G2B32A	200	13					55	228	175
HPH98WC200P2G2B32E									



fixed castor

	[mm]	[mm]	[mm]	[mm]	[mm]	[mm]	[mm]	[mm]	[kg]
FBP22WC100P2G2B32A	100	105x80	80/77x60	9		125			90
FBP22WC100P2G2B32E									
FBP32WC125P2G2B32A	125	105x80	80/77x60	9		155			120
FBP32WC125P2G2B32E									
FPP55WC160P2G2B32A	160	135x110	105x84/76	11		195			135
FPP55WC160P2G2B32E									
FPP55WC200P2G2B32A	200	135x110	105x84/76	11		235			175
FPP55WC200P2G2B32E									



bolt hole swivel castor with total brake

	[mm]	[mm]	[mm]	[mm]	[mm]	[mm]	[mm]	[mm]	[kg]
BBH35WC100P2G2B32A	100	13					40	124	127
BBH35WC100P2G2B32E									
BBH85WC125P2G2B32A	125	13					45	154	127
BBH85WC125P2G2B32E									
BPH98WC160P2G2B32A	160	13					55	189	165
BPH98WC160P2G2B32E									
BPH98WC200P2G2B32A	200	13					55	228	165
BPH98WC200P2G2B32E									



swivel castor with total brake

	[mm]	[mm]	[mm]	[mm]	[mm]	[mm]	[mm]	[mm]	[kg]
TBP25WC100P2G2B32A	100	105x80	80/77x60	9	40	125	127		90
TBP25WC100P2G2B32E									
TBP35WC125P2G2B32A	125	105x80	80/77x60	9	45	155	127		120
TBP35WC125P2G2B32E									
TPP58WC160P2G2B32A	160	135x110	105x84/76	11	55	195	165		135
TPP58WC160P2G2B32E									
TPP58WC200P2G2B32A	200	135x110	105x84/76	11	55	235	165		175
TPP58WC200P2G2B32E									



single wheel

	[mm]	[mm]	[mm]	[mm]	ø		[mm]	[mm]	[kg]
100P2G2B32A	100	32	40	8	M8				90
100P2G2B32E									
125P2G2B32A	125	35	50	10	M10				120
125P2G2B32E									
160P2G2B32A	160	40	59	12	M12				135
160P2G2B32E									
200P2G2B32A	200	40	59	12	M12				175
200P2G2B32E									



SERIES P2D2

rim: polypropylene
 tread: thermoplastic rubber 65 -75° shore A grey
 axle bearing: ball bearing
 threadguard: small plastic threadguard
 load capacity: 90 kg - 120 kg
 wheel diameter: 100 mm - 125 mm
 temperature range: -20°C to +60°C

antistatic (A): ohmic resistance [Ω]: 10⁶ < R < 10⁹
 electric conductive (E): ohmic resistance [Ω]: 10³ < R < 10⁵

EXAMPLE FOR APPLICATION












- ✓ electronic industry
- ✓ medical equipment

HIGHLIGHTS AND ADVANTAGES

- ✓ conductive version
- ✓ low-noise running on all surfaces
- ✓ ball bearing as axle bearing for improved rolling resistance





swivel castor

									
	[mm]	[mm]	[mm]	[mm]	[mm]	[mm]	[mm]	[mm]	[kg]
SBP26WC100P2D2B32A		100	105x80	80/77x60	9	40	125		90
SBP26WC100P2D2B32E									
SBP35WC125P2D2B32A		125	105x80	80/77x60	9	40	155		120
SBP35WC125P2D2B32E									





fixed castor

FBP22WC100P2D2B32A		100	105x80	80/77x60	9		125		90
FBP22WC100P2D2B32E									
FBP32WC125P2D2B32A		125	105x80	80/77x60	9		155		120
FBP32WC125P2D2B32E									











swivel castor with total brake

TBP25WC100P2D2B32A		100	105x80	80/77x60	9	40	125	127	90
TBP25WC100P2D2B32E									
TBP35WC125P2D2B32A		125	105x80	80/77x60	9	45	155	127	120
TBP35WC125P2D2B32E									



bolt hole swivel castor

							
	[mm]	[mm]		[mm]	[mm]	[mm]	[kg]
HBH36WC100P2D2B32A		100	13		40	124	90
HBH36WC100P2D2B32E							
HBH85WC125P2D2B32A		125	13		40	154	120
HBH85WC125P2D2B32E							











bolt hole swivel castor with total brake

BBH35WC100P2D2B32A		100	13		40	124	127	90
BBH35WC100P2D2B32E								
BBH85WC125P2D2B32A		125	13		45	154	127	120
BBH85WC125P2D2B32E								



single wheel

							
	[mm]	[mm]	[mm]	[mm]	ø		[kg]
100P2D2B32A		100	35	40	8	M8	90
100P2D2B32E							
125P2D2B32A		125	40	50	10	M10	120
125P2D2B32E							



SERIES P4S4

rim: polypropylene
 tread: solid rubber 85° shore A black
 axle bearing: roller bearing
 threadguard: without
 load capacity: 50 kg to 140 kg
 wheel diameter: 80 mm to 200 mm
 temperature range: -20°C to +60°C

antistatic (A): ohmic resistance [Ω]: 10⁶ < R < 10⁹
 electric conductive (E): ohmic resistance [Ω]: 10³ < R < 10⁵

EXAMPLE FOR APPLICATION










- ✓ electronic industry
- ✓ medical equipment

HIGHLIGHTS AND ADVANTAGES

- ✓ conductive version
- ✓ robust everyday helper for indoor and outdoor use
- ✓ at CASCOO: always conform to REACH regulations












swivel castor

									
	[mm]	[mm]	[mm]	[mm]	[mm]	[mm]	[mm]	[mm]	[kg]
SBP26WC080P4S4R0NA	80	105x80	80/77x60	9	40	105			50
SBP26WC080P4S4R0NE									
SBP26WC100P4S4R0NA	100	105x80	80/77x60	9	40	125			50
SBP26WC100P4S4R0NE									
SBP35WC125P4S4R0NA	125	105x80	80/77x60	9	40	155			70
SBP35WC125P4S4R0NE									
SPP58WC160P4S4R0NA	160	135x110	105x84/76	11	55	195			90
SPP58WC160P4S4R0NE									
SPP58WC200P4S4R0NA	200	135x110	105x84/76	11	55	235			140
SPP58WC200P4S4R0NE									












bolt hole swivel castor

									
	[mm]	[mm]	[mm]	[mm]	[mm]	[mm]	[mm]	[mm]	[kg]
HBH36WC080P4S4R0NA	80	13			40	104			50
HBH36WC080P4S4R0NE									
HBH36WC100P4S4R0NA	100	13			40	124			50
HBH36WC100P4S4R0NE									
HBH85WC125P4S4R0NA	125	13			40	154			70
HBH85WC125P4S4R0NE									
HPH98WC160P4S4R0NA	160	13			55	189			90
HPH98WC160P4S4R0NE									
HPH98WC200P4S4R0NA	200	13			55	228			140
HPH98WC200P4S4R0NE									












fixed castor

									
	[mm]	[mm]	[mm]	[mm]	[mm]	[mm]	[mm]	[mm]	[kg]
FBP22WC080P4S4R0NA	80	105x80	80/77x60	9			105		50
FBP22WC080P4S4R0NE									
FBP22WC100P4S4R0NA	100	105x80	80/77x60	9			125		50
FBP22WC100P4S4R0NE									
FBP32WC125P4S4R0NA	125	105x80	80/77x60	9			155		70
FBP32WC125P4S4R0NE									
FPP55WC160P4S4R0NA	160	135x110	105x84/76	11			195		90
FPP55WC160P4S4R0NE									
FPP55WC200P4S4R0NA	200	135x110	105x84/76	11			235		140
FPP55WC200P4S4R0NE									












bolt hole swivel castor with total brake

									
	[mm]	[mm]	[mm]	[mm]	[mm]	[mm]	[mm]	[mm]	[kg]
BBH35WC080P4S4R0NA	80	13			40	104	127		50
BBH35WC080P4S4R0NE									
BBH35WC100P4S4R0NA	100	13			40	124	127		50
BBH35WC100P4S4R0NE									
BBH85WC125P4S4R0NA	125	13			45	154	127		70
BBH85WC125P4S4R0NE									
BPH98WC160P4S4R0NA	160	13			55	189	165		90
BPH98WC160P4S4R0NE									
BPH98WC200P4S4R0NA	200	13			55	228	165		140
BPH98WC200P4S4R0NE									












swivel castor with total brake

									
	[mm]	[mm]	[mm]	[mm]	[mm]	[mm]	[mm]	[mm]	[kg]
TBP25WC080P4S4R0NA	80	105x80	80/77x60	9	40	105	127		50
TBP25WC080P4S4R0NE									
TBP25WC100P4S4R0NA	100	105x80	80/77x60	9	40	125	127		50
TBP25WC100P4S4R0NE									
TBP35WC125P4S4R0NA	125	105x80	80/77x60	9	45	155	127		70
TBP35WC125P4S4R0NE									
TPP58WC160P4S4R0NA	160	135x110	105x84/76	11	55	195	165		90
TPP58WC160P4S4R0NE									
TPP58WC200P4S4R0NA	200	135x110	105x84/76	11	55	235	165		140
TPP58WC200P4S4R0NE									



single wheel

									
	[mm]	[mm]	[mm]	[mm]	∅				[kg]
080P4S4R0NA	80	32	40	12	M8				50
080P4S4R0NE									
100P4S4R0NA	100	32	40	12	M8				50
100P4S4R0NE									
125P4S4R0NA	125	38	50	15	M10				70
125P4S4R0NE									
160P4S4R0NA	160	40	59	20	M12				90
160P4S4R0NE									
200P4S4R0NA	200	50	59	20	M12				140
200P4S4R0NE									

P4S4





SERIES SWS4

rim:	steel rim
tread:	solid rubber 85° shore A black
axle bearing:	roller bearing
threadguard:	without
load capacity:	50 kg to 140 kg
wheel diameter:	80 mm to 200 mm
temperature range:	-20°C to +60°C
antistatic (A):	ohmic resistance $[\Omega]$: $10^6 < R < 10^9$
electric conductive (E):	ohmic resistance $[\Omega]$: $10^3 < R < 10^5$

EXAMPLE FOR APPLICATION










- ✓ electronic industry
- ✓ medical equipment

HIGHLIGHTS AND ADVANTAGES

- ✓ conductive version
- ✓ robust everyday helper for indoor and outdoor use
- ✓ at CASCOO: always conform to REACH regulations









swivel castor

									
	[mm]	[mm]	[mm]	[mm]	[mm]	[mm]	[mm]	[mm]	[kg]
SBP26WC080SWS4R0NA	80	105x80	80/77x60	9	40	105			50
SBP26WC080SWS4R0NE									
SBP26WC100SWS4R0NA	100	105x80	80/77x60	9	40	125			50
SBP26WC100SWS4R0NE									
SBP35WC125SWS4R0NA	125	105x80	80/77x60	9	40	155			70
SBP35WC125SWS4R0NE									
SPP58WC160SWS4R0NA	160	135x110	105x84/76	11	55	195			90
SPP58WC160SWS4R0NE									
SPP58WC200SWS4R0NA	200	135x110	105x84/76	11	55	235			140
SPP58WC200SWS4R0NE									












bolt hole swivel castor

							
	[mm]	[mm]		[mm]	[mm]	[mm]	[kg]
HBH36WC080SWS4R0NA	80	13		40	104		50
HBH36WC080SWS4R0NE							
HBH36WC100SWS4R0NA	100	13		40	124		50
HBH36WC100SWS4R0NE							
HBH85WC125SWS4R0NA	125	13		40	154		70
HBH85WC125SWS4R0NE							
HPH98WC160SWS4R0NA	160	13		55	189		90
HPH98WC160SWS4R0NE							
HPH98WC200SWS4R0NA	200	13		55	228		140
HPH98WC200SWS4R0NE							








fixed castor

									
	[mm]	[mm]	[mm]	[mm]	[mm]	[mm]	[mm]	[mm]	[kg]
FBP22WC080SWS4R0NA	80	105x80	80/77x60	9			105		50
FBP22WC080SWS4R0NE									
FBP22WC100SWS4R0NA	100	105x80	80/77x60	9			125		50
FBP22WC100SWS4R0NE									
FBP32WC125SWS4R0NA	125	105x80	80/77x60	9			155		70
FBP32WC125SWS4R0NE									
FPP55WC160SWS4R0NA	160	135x110	105x84/76	11			195		90
FPP55WC160SWS4R0NE									
FPP55WC200SWS4R0NA	200	135x110	105x84/76	11			235		140
FPP55WC200SWS4R0NE									












bolt hole swivel castor with total brake

							
	[mm]	[mm]		[mm]	[mm]	[mm]	[kg]
BBH35WC080SWS4R0NA	80	13		40	104	127	50
BBH35WC080SWS4R0NE							
BBH35WC100SWS4R0NA	100	13		40	124	127	50
BBH35WC100SWS4R0NE							
BBH85WC125SWS4R0NA	125	13		45	154	127	70
BBH85WC125SWS4R0NE							
BPH98WC160SWS4R0NA	160	13		55	189	165	90
BPH98WC160SWS4R0NE							
BPH98WC200SWS4R0NA	200	13		55	228	165	140
BPH98WC200SWS4R0NE							









swivel castor with total brake

									
	[mm]	[mm]	[mm]	[mm]	[mm]	[mm]	[mm]	[mm]	[kg]
TBP25WC080SWS4R0NA	80	105x80	80/77x60	9	40	105	127		50
TBP25WC080SWS4R0NE									
TBP25WC100SWS4R0NA	100	105x80	80/77x60	9	40	125	127		50
TBP25WC100SWS4R0NE									
TBP35WC125SWS4R0NA	125	105x80	80/77x60	9	45	155	127		70
TBP35WC125SWS4R0NE									
TPP58WC160SWS4R0NA	160	135x110	105x84/76	11	55	195	165		90
TPP58WC160SWS4R0NE									
TPP58WC200SWS4R0NA	200	135x110	105x84/76	11	55	235	165		140
TPP58WC200SWS4R0NE									



single wheel

						
	[mm]	[mm]	[mm]	[mm]	∅	[kg]
080SWS4R0NA	80	27	40	12	M8	50
080SWS4R0NE						
100SWS4R0NA	100	27	40	12	M8	50
100SWS4R0NE						
125SWS4R0NA	125	37	50	15	M10	70
125SWS4R0NE						
160SWS4R0NA	160	40	59	20	M12	90
160SWS4R0NE						
200SWS4R0NA	200	50	59	20	M12	140
200SWS4R0NE						



CASCOO. PLASTIC BODY CASTORS.



PLASTIC BODY CASTORS

Due to their optical and functional design, plastic body castors are often used where castors should create value through their appearance, but on the other hand should be easy to clean due to their smooth surfaces. They are primarily used in medical and kitchen technology, in the furniture sector and wherever a high standard of hygiene is required.

These castors are available with various attachment and locking options.

PLASTIC BODY CASTORS AT A GLANCE

STEM FIXATION



sizes of stems:

- ✓ 18 x 62 mm
- ✓ 22 x 45 mm
- ✓ 27.5 x 45 mm

CENTRAL LOCKING SYSTEMS



locking system for tube diameter 34 mm,
2 or 3 positionings,
switching shaft at 34.0 mm height from top of the castor

locking system for tube diameter 28 mm,
2 or 3 positionings,
switching shaft at 78.5 mm height from top of the castor

locking system for tube diameter 28 mm,
2 or 3 positionings,
switching shaft at 71.0 mm height from top of the castor



SERIES CARA
PP / TPR
ball bearing

page 172



SERIES CARA
PP / TPR
plain bearing

page 174



SERIES CARA
PP / TPR
ball bearing

page 176



SERIES EVA
PA / TPU
ball bearing

page 178



SERIES EVA
PP / TPR
ball bearing

page 180



SERIES EVA
PP / 2-compo-
nent TPR
ball bearing

page 181



SERIES CARA

rim:	polypropylene
tread:	thermoplastic rubber 85° shore A grey
axle bearing:	plain bearing / ball bearing
threadguard:	without / full covering plastic threadguard
load capacity:	75 kg to 110 kg
wheel diameter:	75 mm to 125 mm
temperature range:	-20°C to +60°C

EXAMPLE FOR APPLICATION

- ✓ medical equipment
- ✓ canteen kitchen equipment

HIGHLIGHTS AND ADVANTAGES

- ✓ highest quality level with ball bearing for swivel rotation
- ✓ ball bearing as axle bearing for improved rolling resistance
- ✓ also available in stainless steel and ESD version



swivel castor

	[mm]	[mm]	[mm]	[mm]	[mm]	[mm]	[mm]	[kg]
SCPESPC100P2A2P0N	100	77x67	61.5/56x51.5/46.5	8.5	38	140		100
SCPESPC100P2A2B42								
SCPESPC125P2A2P0N	125	77x67	61.5/56x51.5/46.5	8.5	40	165		110
SCPESPC125P2A2B42								



bolt hole swivel castor

	[mm]	[mm]	[mm]	[mm]	[mm]	[mm]	[mm]	[kg]
HCH0SRC075P2A2P0N	75	11			30	100.5		75
HCH0SRC075P2A2B42								
HCH0SPC100P2A2P0N	100	11			38	137		100
HCH0SPC100P2A2B42								
HCH0SPC125P2A2P0N	125	11			40	162		110
HCH0SPC125P2A2B42								



swivel castor with total brake

	[mm]	[mm]	[mm]	[mm]	[mm]	[mm]	[mm]	[kg]
TCPEPSP100P2A2P0N	100	77x67	61.5/56x51.5/46.5	8.5	38	140	97	100
TCPEPSP100P2A2B42								
TCPEPSP125P2A2P0N	125	77x67	61.5/56x51.5/46.5	8.5	40	165	102.5	110
TCPEPSP125P2A2B42								



bolt hole swivel castor with total brake

	[mm]	[mm]	[mm]	[mm]	[mm]	[mm]	[mm]	[kg]
BCH0SRC075P2A2P0N	75	11			30	100.5	77	75
BCH0SRC075P2A2B42								
BCH0SPC100P2A2P0N	100	11			38	137	97	100
BCH0SPC100P2A2B42								
BCH0SPC125P2A2P0N	125	11			40	162	102.5	110
BCH0SPC125P2A2B42								



swivel castor with directional lock

	[mm]	[mm]	[mm]	[mm]	[mm]	[mm]	[mm]	[kg]
DCPEPSP100P2A2P0N	100	77x67	61.5/56x51.5/46.5	8.5	38	140	97	100
DCPEPSP100P2A2B42								
DCPEPSP125P2A2P0N	125	77x67	61.5/56x51.5/46.5	8.5	40	165	102.5	110
DCPEPSP125P2A2B42								



bolt hole swivel castor with directional lock

	[mm]	[mm]	[mm]	[mm]	[mm]	[mm]	[mm]	[kg]
ECH0SPC100P2A2P0N	100	11			38	137	97	100
ECH0SPC100P2A2B42								
ECH0SPC125P2A2P0N	125	11/13			40	162	102.5	110
ECH0SPC125P2A2B42								



SERIES CARA

rim: polypropylene
 tread: thermoplastic rubber 85° shore A grey
 axle bearing: plain bearing
 threadguard: without threadguard
 load capacity: 100 kg to 110 kg
 wheel diameter: 100 mm to 125 mm
 temperature range: -20°C to +60°C

EXAMPLE FOR APPLICATION









- ✓ medical equipment
- ✓ canteen kitchen equipment

HIGHLIGHTS AND ADVANTAGES

- ✓ Price breaker due to double ball race and plain bearing wheel
- ✓ also available in stainless steel and ESD version
- ✓ can be combined with stems or expanders









swivel castor

									
		[mm]	[mm]	[mm]	[mm]	[mm]	[mm]	[mm]	[kg]
SCPESRC100P2A2P0N	=	100	77x67	61.5/56x51.5/46.5	8.5	38	136		100
SCPJSRC100P2A2P0N	=	100	95x70	75x50	11	38	136		100
SCPESRC125P2A2P0N	=	125	77x67	61.5/56x51.5/46.5	8.5	37	161		110
SCPJSRC125P2A2P0N	=	125	95x70	75x50	11	37	161		110











bolt hole swivel castor

								
		[mm]	[mm]		[mm]	[mm]	[mm]	[kg]
HCH0SRC100P2A2P0N	=	100	11.2		38	137		100
HCH0SRC125P2A2P0N	=	125	11.2		37	162		110









swivel castor with total brake

										
			[mm]	[mm]	[mm]	[mm]	[mm]	[mm]	[mm]	[kg]
TCPEsrc100P2A2P0N	=	100	77x67	61.5/56x51.5/46.5	8.5	38	136	97	100	
TCPJsrc100P2A2P0N	=	100	95x70	75x50	11	38	136	97	100	
TCPEsrc125P2A2P0N	=	125	77x67	61.5/56x51.5/46.5	8.5	37	161	102	110	
TCPJsrc125P2A2P0N	=	125	95x70	75x50	11	37	161	102	110	











bolt hole swivel castor with total brake

									
			[mm]	[mm]		[mm]	[mm]	[mm]	[kg]
BCH0SRC100P2A2P0N	=	100	11.2			38	137	97	100
BCH0SRC125P2A2P0N	=	125	11.2			37	162	102	110










swivel castor with directional lock

										
			[mm]	[mm]	[mm]	[mm]	[mm]	[mm]	[mm]	[kg]
DCPEsrc100P2A2P0N	=	100	77x67	61.5/56x51.5/46.5	8.5	38	137	97	100	
DCPJsrc100P2A2P0N	=	100	95x70	75x50	11	38	137	97	100	
DCPEsrc125P2A2P0N	=	125	77x67	61.5/56x51.5/46.5	8.5	37	161	102	110	
DCPJsrc125P2A2P0N	=	125	95x70	75x50	11	37	161	102	110	



bolt hole swivel castor with directional lock

									
			[mm]	[mm]		[mm]	[mm]	[mm]	[kg]
ECH0SRC100P2A2P0N	=	100	11.2			38	137	97	100
ECH0SRC125P2A2P0N	=	125	11.2			37	162	102	110



SERIES CARA

rim: polypropylene
 tread: thermoplastic rubber 85° shore A grey + thermoplastic rubber 65° shore A blue
 axle bearing: ball bearing
 threadguard: full covering plastic threadguard
 load capacity: 100 kg to 110 kg
 wheel diameter: 100 mm to 125 mm
 temperature range: -20°C to +60°C

EXAMPLE FOR APPLICATION











- ✓ medical equipment
- ✓ canteen kitchen equipment

HIGHLIGHTS AND ADVANTAGES

- ✓ highest quality level with ball bearing for swivel rotation
- ✓ ball bearing as axle bearing for improved rolling resistance
- ✓ silent run due to 2-component-technique





swivel castor

									
		[mm]	[mm]	[mm]	[mm]	[mm]	[mm]	[mm]	[kg]
SCPEPSPC100P2Q2B42		100	77x67	61.5/56x51.5/46.5	8.5	38	140		100
SCPJPSPC100P2Q2B42			95x70	75x50	11				
SCPEPSPC125P2Q2B42		125	77x67	61.5/56x51.5/46.5	8.5	40	165		110
SCPJPSPC125P2Q2B42			95x70	75x50	11				





swivel castor with total brake

TCPEPSPC100P2Q2B42		100	77x67	61.5/56x51.5/46.5	8.5	38	140	97	100
TCPJSPC100P2Q2B42			95x70	75x50	11				
TCPEPSPC125P2Q2B42		125	77x67	61.5/56x51.5/46.5	8.5	40	165	102.5	110
TCPJSPC125P2Q2B42			95x70	75x50	11				











swivel castor with directional lock

DCPEPSPC100P2Q2B42		100	77x67	61.5/56x51.5/46.5	8.5	38	140	97	100
DCPJSPC100P2Q2B42			95x70	75x50	11				
DCPEPSPC125P2Q2B42		125	77x67	61.5/56x51.5/46.5	8.5	40	165	102.5	110
DCPJSPC125P2Q2B42			95x70	75x50	11				



bolt hole swivel castor

								
		[mm]	[mm]		[mm]	[mm]	[mm]	[kg]
HCH0SPC100P2Q2B42		100	11		38	137		100
HCH0SPC125P2Q2B42		125	11		40	162		110



bolt hole swivel castor with total brake

BCH0SPC100P2Q2B42		100	11		38	137	97	100
BCH0SPC125P2Q2B42		125	11		40	162	102.5	110



bolt hole swivel castor with directional lock

ECH0SPC100P2Q2B42		100	11		38	137	97	100
ECH0SPC125P2Q2B42		125	11		40	162	102.5	110



SERIES EVA

rim:	polyamide
tread:	thermoplastic polyurethane 95° shore A grey
axle bearing:	ball bearing
threadguard:	full covering plastic threadguard
load capacity:	90 kg to 110 kg
wheel diameter:	75 mm to 125 mm
temperature range:	-20°C to +60°C

EXAMPLE FOR APPLICATION










- ✓ medical equipment
- ✓ canteen kitchen equipment

HIGHLIGHTS AND ADVANTAGES

- ✓ also available as stainless steel version
- ✓ can be combined with circlip or threaded stems





bolt hole swivel castor

							
	[mm]		[mm]	[mm]	[mm]	[mm]	[kg]
HVH0SPC075N0U2B40		75		11	23	78	90
HVH0SPC100N0U2B40		100		11	32	118	100
HVH2SPC125N0U2B40		125		13	40	143	110



bolt hole swivel castor with total brake




							
	[mm]		[mm]	[mm]	[mm]	[mm]	[kg]
BVH0SPC075N0U2B40		75		11	23	78	82
BVH0SPC100N0U2B40		100		11	32	118	109
BVH2SPC125N0U2B40		125		13	40	143	129



reddot winner 2021



Our „EVA“ concept was awarded the Red Dot Award in 2021. High quality combined with high quality design – our “EVA” concept.





SERIES EVA









rim: polypropylene
 tread: thermoplastic rubber 85° shore A
 axle bearing: ball bearing
 threadguard: full covering plastic threadguard
 load capacity: 110 kg
 wheel diameter: 125 mm
 temperature range: -20°C to +60°C



SERIES EVA

rim: polypropylene
 tread: thermoplastic rubber 85° / 65° shore A
 axle bearing: ball bearing
 threadguard: full covering plastic threadguard
 load capacity: 110 kg
 wheel diameter: 125 mm
 temperature range: -20°C to +60°C











bolt hole swivel castor		 [mm]		 [mm]	 [mm]	 [mm]	 [mm]	 [kg]
HVH0SPC125P0T2B40		125		13	40	143	108	110



bolt hole swivel castor with total brake		 [mm]		 [mm]	 [mm]	 [mm]	 [mm]	 [kg]
BVH0SPC125P0T2B40		125		13	40	143	129	110



bolt hole swivel castor		 [mm]		 [mm]	 [mm]	 [mm]	 [mm]	 [kg]
HVH0SPC125P0Q2B40		125		13	40	143	108	110



bolt hole swivel castor with total brake		 [mm]		 [mm]	 [mm]	 [mm]	 [mm]	 [kg]
BVH0SPC125P0Q2B40		125		13	40	143	129	110



CASCOO. SPECIAL APPLICATIONS.





SPECIAL APPLICATIONS.

Far away from our standard we have developed different castor variants over the years that differ from the well-known standard in terms of material, diameter or design in order to achieve the greatest possible benefit in their areas of application. On the following pages you will get an insight into the most diverse areas of application and special constructions. If you don't find the right solution, please do not hesitate to contact us.

On the following pages we present our extensive range of castors for special applications.



SPECIAL APPLICATIONS AT A GLANCE

	SHOPPING CASTORS SERIES P2T2 PP / TPR	page 186		CASTORS FOR BAKERIES SERIES C4C4 PA with fiberglass	page 202
	SHOPPING CASTORS SERIES U2U2 PU	page 187		CASTORS FOR THEATERS SERIES AAU4 aluminium / PU	page 204
	ROLL CONTAINER CASTORS 108 MM SERIES POP0 PP	page 188		FLIGHTCASE CASTORS SERIES R4M1 / R4E1 PA / elastic	page 206
	ROLL CONTAINER CASTORS 108 MM SERIES N0N0 PA	page 190		COMPACT CASTORS SERIES SWU5 steel rim / PU	page 208
	CASTORS FOR TRANSPORT TROLLEYS SERIES G0P0 AND L0N0 PP and PA	page 192		AGV CASTORS SERIES P2V2 AND R4E2 PP / TPR and PA / elastic	page 210
	CASTORS FOR TRANSPORT TROLLEYS SERIES P2A2 PP / TPR	page 196		CASTORS FOR POSTAL SERVICE TROLLEYS SERIES BAF4 aluminium / elastic	page 212
	CASTORS FOR TRANSPORT TROLLEYS SERIES L4E1 PA / elastic	page 198		CASTORS WITH CENTRAL LOCKING DIRECTIONAL SYSTEM - SERIES P2D2 PP / TPR	page 214
	CASTORS FOR TRANSPORT TROLLEYS SERIES P2W2 PP / TPR	page 200		SCAFFOLD CASTORS SERIES N0N0 AND N2U6 PA and PA / TPU	page 216



SHOPPING CASTORS SERIES P2A2






rim: polypropylene
 tread: thermoplastic rubber 95° shore A
 axle bearing: ball bearing
 threadguard: full covering plastic threadguard
 load capacity: 75 kg to 100 kg
 wheel diameter: 75 mm to 125 mm
 temperature range: -20°C to +60°C

HIGHLIGHTS AND ADVANTAGES

- ✓ especially designed for the demand of the application
- ✓ high loads in wide temperature ranges
- ✓ noise-reduced running due to the slightly elastic tread



bolt hole swivel castor

	 [mm]	 [mm]	 [mm]	 [mm]	 [kg]
HEHE5WC100P2A2B42 HEHF5WC100P2A2B42 HEHG5WC100P2A2B42	100	11	36	128	100
HEHA5WC125P2A2B42 HEHB5WC125P2A2B42 HEHD5WC125P2A2B42	125	13	38	155	125

bolt hole versions:



item number: HEHE5CC100
 item number: HEHA5CC125
 bolt hole like apparatus









item number: HEHF5CC100
 item number: HEHB5CC125
 bolt hole / additional rivet



item number: HEHG5CC100
 item number: HEHD5CC125
 bolt hole / hexagonal rivet








single wheel

	 [mm]	 [mm]	 [mm]	 [mm]	 ø	 [kg]
100P2A2B42	100	32	36	8	M8	100
125P2A2B42	125	32	40	8	M8	125



bolt hole swivel castor

	 [mm]	 [mm]	 [mm]	 [mm]	 [kg]
HEB25WC125P2A2B42	125	12	40	155	100








SHOPPING CASTORS SERIES U2U2

rim: polyurethane
 tread: polyurethane
 axle bearing: ball bearing
 threadguard: small plastic threadguard
 load capacity: 80 kg
 wheel diameter: 125 mm
 temperature range: -20°C to +60°C



bolt hole swivel castor

	 [mm]	 [mm]	 [mm]	 [mm]	 [kg]
HEC25CC125U2U2B32	125	12	38	155	80



ROLL CONTAINER CASTORS 108 MM SERIES POP0

rim: polypropylene
 tread: polypropylene
 axle bearing: roller bearing / ball bearing
 threadguard: small metal or plastic threadguard
 load capacity: 100 kg to 150 kg
 wheel diameter: 108 mm
 temperature range: -20°C to +60°C

EXAMPLE FOR APPLICATION











- ✓ roll containers with plastic, metal or wooden base
- ✓ various mobile storage and transport devices

HIGHLIGHTS AND ADVANTAGES

- ✓ flexible allday helper
- ✓ price-performance-ratio
- ✓ low starting resistance and therefore energy-saving












swivel castor

								
	[mm]	[mm]	[mm]	[mm]	[mm]	[mm]	[mm]	[kg]
SBP25WC108P0P0R1W		108	105x80	80/77x60	9	40	132	150
SBP25WC108P0P0B30		108	105x80	80/77x60	9	40	132	150












bolt hole swivel castor

							
	[mm]	[mm]	[mm]	[mm]	[mm]	[mm]	[kg]
HBH35WC108P0P0R1W		108	13		40	131	100
HBH35WC108P0P0B30		108	13		40	131	100



fixed castor

							
	[mm]	[mm]	[mm]	[mm]	[mm]	[mm]	[kg]
FBP22WC108P0P0R1W		108	105x80	80/77x60	9	132	150
FBP22WC108P0P0B30		108	105x80	80/77x60	9	132	150













bolt hole swivel castor with total brake

							
	[mm]	[mm]	[mm]	[mm]	[mm]	[mm]	[kg]
BBH35WC108P0P0R1W		108	13		45	131	127
BBH35WC108P0P0B30		108	13		45	131	127











swivel castor with total brake

								
	[mm]	[mm]	[mm]	[mm]	[mm]	[mm]	[mm]	[kg]
TBP25WC108P0P0R1W		108	105x80	80/77x60	9	45	132	127
TBP25WC108P0P0B30		108	105x80	80/77x60	9	45	132	127



single wheel

						
	[mm]	[mm]	[mm]	[mm]	∅	[kg]
108P0P0R1W		108	36	40	12	M8
108P0P0B30		108	36	40	8	M8



ROLL CONTAINER CASTORS 108 MM SERIES N0N0

rim: polyamide
 tread: polyamide
 axle bearing: roller bearing / ball bearing
 threadguard: small metal or plastic threadguard
 load capacity: 150 kg to 200 kg
 wheel diameter: 108 mm
 temperature range: -40°C to +80°C

EXAMPLE FOR APPLICATION

- ✓ roll containers with plastic, metal or wooden base
- ✓ various mobile storage and transport devices
- ✓ deep freeze roll containers

HIGHLIGHTS AND ADVANTAGES

- ✓ flexible allday helper
- ✓ price-performance-ratio
- ✓ low starting resistance and therefore energy-saving

	[mm]	[mm]	[mm]	[mm]	[mm]	[mm]	[mm]	[mm]	[kg]
swivel castor									
SBP25WC108N0N0R1W		108	105x80	80/77x60	9	40	132		200
SPP21WC108H0N0R1W		108	105x80	80/77x60	9	40	132		200
SPP21WC108N0N0B30		108	105x80	80/77x60	9	40	132		200

	[mm]	[mm]	[mm]	[mm]	[mm]	[mm]	[mm]	[mm]	[kg]
fixed castor									
FBP22WC108N0N0R1W		108	105x80	80/77x60	9		132		200
FPP22WC108H0N0R1W		108	105x80	80/77x60	9		132		200
FPP22WC108N0N0B30		108	105x80	80/77x60	9		132		200

	[mm]	[mm]	[mm]	[mm]	[mm]	[mm]	[mm]	[mm]	[kg]
fixed castor strengthened									
FPP65WC108H0N0R1W		108	105x80	80/77x60	9		132		200
FPP65WC108N0N0B30		108	105x80	80/77x60	9		132		200
FPP63WC108H0N0R1W		108	105x80	80/77x60	9		132		200
FPP63WC108N0N0B30		108	105x80	80/77x60	9		132		200

	[mm]	[mm]	[mm]	[mm]	[mm]	[mm]	[mm]	[mm]	[kg]
fixed castor with forklift protection									
FPP74WC108H0N0R1W		108	100x90	78x60	9		132		200



	[mm]	[mm]	[mm]	[mm]	[mm]	[mm]	[mm]	[mm]	[kg]
swivel castor with total brake									
TBP25WC108N0N0R1W		108	105x80	80/77x60	9	40	132	127	200
TPP21WC108H0N0R1W		108	105x80	80/77x60	9	40	132	127	200
TPP21WC108N0N0B30		108	105x80	80/77x60	9	40	132	127	200

	[mm]	[mm]	[mm]	[mm]	[mm]	[mm]	[kg]
bolt hole swivel castor							
HPH35WC108H0N0R1W		108	13		40	131	150
HPH35WC108N0N0B30		108	13		40	131	150

	[mm]	[mm]	[mm]	[mm]	[mm]	[mm]	[kg]
bolt hole swivel castor with total brake							
BPH35WC108H0N0R1W		108	13		40	131	127
BPH35WC108N0N0B30		108	13		40	131	127

	[mm]	[mm]	[mm]	[mm]	ø		[kg]
single wheel							
108H0N0R1W		108	36	40	12	M8	200
108H0N0B30		108	36	40	8	M8	200

N0N0












CASTORS FOR TRANSPORT TROLLEYS SERIES GOPO

rim: polypropylene
 tread: polypropylene
 axle bearing: plain bearing
 threadguard: without
 load capacity: 100 kg
 wheel diameter: 100 mm
 temperature range: -20°C to +60°C



swivel castor

							
	[mm]	[mm]	[mm]	[mm]	[mm]	[mm]	[kg]
HEP05W0100G0P0P0N	100	11	64x64	34	125		100
HER05W0100G0P0P0N	100	M10	64x64	34	125		100



fixed castor

FEP05W0100G0P0P0N	100	11	64x64	34	125		100
FER05W0100G0P0P0N	100	M10	64x64	34	125		100



swivel castor with total brake

BEP05W0100G0P0P0N	100	11	64x64	34	125		100
BER05W0100G0P0P0N	100	M10	64x64	34	125		100




bolt hole swivel castor

HEHE5W0100G0P0P0N	100	11		34	125		100
HEQE5W0100G0P0P0N	100	M10		34	125		100








DOLLY

HIGHLIGHTS AND ADVANTAGES

- ✓ for transport trolleys with bolt hole adjustment
- ✓ fixation by round ball track or as well by supporting plate 64 x 64 mm
- ✓ also available with inner thread in the bolt hole









bolt hole swivel castor with total brake

							
	[mm]	[mm]	[mm]	[mm]	[mm]	[mm]	[kg]
BEHE5W0100G0P0P0N	100	11		34	125		100
BEQE5W0100G0P0P0N	100	M10		34	125		100



single wheel

						
	[mm]	[mm]	[mm]	[mm]	∅	[kg]
100G0P0P0N	100	32	36	12	M8	100

GOPO









CASTORS FOR TRANSPORT TROLLEYS SERIES LON0

rim: polyamide
 tread: polyamide
 axle bearing: plain bearing
 threadguard: without
 load capacity: 100 kg
 wheel diameter: 100 mm
 temperature range: -20°C to +60°C






HIGHLIGHTS AND ADVANTAGES

- ✓ for transport trolleys with bolt hole adjustment
- ✓ fixation by round ball track or as well by supporting plate 64 x 64 mm
- ✓ also available with inner thread in the bolt hole









		 [mm]	 [mm]	 [mm]	 [mm]	 [mm]	 [kg]
HEP05W0100L0N0P0N	≡	100	11	64x64	34	125	100
HER05W0100L0N0P0N	≡	100	M10	64x64	34	125	100








		 [mm]	 [mm]		 [mm]	 [mm]	 [kg]
HEHE5W0100L0N0P0N	≡	100	11		34	125	100
HEQE5W0100L0N0P0N	≡	100	M10		34	125	100









		 [mm]	 [mm]	 [mm]	 [mm]	 [mm]	 [kg]
FEP05W0100L0N0P0N	≡	100	11	64x64	34	125	100
FER05W0100L0N0P0N	≡	100	M10	64x64	34	125	100









		 [mm]	 [mm]		 [mm]	 [mm]	 [kg]
BEHE5W0100L0N0P0N	≡	100	11		34	125	100
BEQE5W0100L0N0P0N	≡	100	M10		34	125	100



		 [mm]	 [mm]	 [mm]	 [mm]	 [mm]	 [kg]
BEP05W0100L0N0P0N	≡	100	11	64x64	34	125	100
BER05W0100L0N0P0N	≡	100	M10	64x64	34	125	100



		 [mm]	 [mm]	 [mm]	 [mm]	 ∅	 [kg]
100L0N0P0N	≡	100	32	36	12	M8	100









CASTORS FOR TRANSPORT TROLLEYS SERIES P2A2

rim: polypropylene
 tread: thermoplastic rubber 95° shore A
 axle bearing: plain bearing
 threadguard: without
 load capacity: 100 kg
 wheel diameter: 100 mm
 temperature range: -20°C to +60°C

HIGHLIGHTS AND ADVANTAGES

- ✓ for transport trolleys with bolt hole adjustment
- ✓ fixation by round ball track or as well by supporting plate 64 x 64 mm
- ✓ also available with inner thread in the bolt hole



		 [mm]	 [mm]	 [mm]	 [mm]	 [mm]	 [kg]
HEP05W0100P2A2P0N	≡	100	11	64x64	34	125	100
HER05W0100P2A2P0N	≡	100	M10	64x64	34	125	100








		[mm]	[mm]	[mm]	[mm]	[mm]	[kg]
FEP05W0100P2A2P0N	≡	100	11	64x64	34	125	100
FER05W0100P2A2P0N	≡	100	M10	64x64	34	125	100



		[mm]	[mm]	[mm]	[mm]	[mm]	[kg]
BEP05W0100P2A2P0N	≡	100	11	64x64	34	125	100
BER05W0100P2A2P0N	≡	100	M10	64x64	34	125	100









		 [mm]	 [mm]		 [mm]	 [mm]	 [kg]
HEHE5W0100P2A2P0N	≡	100	11		34	125	100
HEQE5W0100P2A2P0N	≡	100	M10		34	125	100



		[mm]	[mm]		[mm]	[mm]	[kg]
BEHE5W0100P2A2P0N	≡	100	11		34	125	100
BEQE5W0100P2A2P0N	≡	100	M10		34	125	100



		 [mm]	 [mm]	 [mm]	 [mm]	 ø	 [kg]
100P2A2P0N	≡	100	32	36	12	M8	100










CASTORS FOR TRANSPORT TROLLEYS SERIES L4E1

rim: polyamide
 tread: elastic blue 65° shore A
 axle bearing: roller bearing
 threadguard: without
 load capacity: 100 kg
 wheel diameter: 100 mm
 temperature range: -20°C to +60°C







HIGHLIGHTS AND ADVANTAGES

- ✓ for transport trolleys with bolt hole adjustment
- ✓ fixation by round ball track or as well by supporting plate 64 x 64 mm
- ✓ also available with inner thread in the bolt hole










							
	[mm]	[mm]	[mm]	[mm]	[mm]	[mm]	[kg]
HEP05W0100L4E1R0N	100	11	64x64	34	125		100
HER05W0100L4E1R0N	100	M10	64x64	34	125		100









							
	[mm]	[mm]		[mm]	[mm]	[mm]	[kg]
HEHE5W0100L4E1R0N	100	11		34	125		100
HEQE5W0100L4E1R0N	100	M10		34	125		100










							
	[mm]	[mm]	[mm]	[mm]	[mm]	[mm]	[kg]
FEP05W0100L4E1R0N	100	11	64x64	34	125		100
FER05W0100L4E1R0N	100	M10	64x64	34	125		100










							
	[mm]	[mm]		[mm]	[mm]	[mm]	[kg]
BEHE5W0100L4E1R0N	100	11		34	125		100
BEQE5W0100L4E1R0N	100	M10		34	125		100



							
	[mm]	[mm]	[mm]	[mm]	[mm]	[mm]	[kg]
BEP05W0100L4E1R0N	100	11	64x64	34	125		100
BER05W0100L4E1R0N	100	M10	64x64	34	125		100



						
	[mm]	[mm]	[mm]	[mm]	∅	[kg]
100L4E1R0N	100	32	36	12	M8	100




CASTORS FOR TRANSPORT TROLLEYS SERIES P2W2

rim: polypropylene
 tread: thermoplastic rubber 95° shore A
 axle bearing: roller bearing
 threadguard: without
 load capacity: 100 kg
 wheel diameter: 100 mm
 temperature range: -20°C to +60°C



swivel castor



		[mm]	[mm]	[mm]		[mm]	[mm]	[mm]	[kg]
SBP26WC100P2W2P0N	≡	100	105x80	80/77x60	9	40	105		100
SBP26WC100P2W2R1W	≡	100	105x80	80/77x60	9	40	125		100



fixed castor

		[mm]	[mm]	[mm]		[mm]	[mm]	[mm]	[kg]
FBP22WC100P2W2P0N	≡	100	105x80	80/77x60	9		105		100
FBP22WC100P2W2R1W	≡	100	105x80	80/77x60	9		125		100



swivel castor with total brake

		[mm]	[mm]	[mm]		[mm]	[mm]	[mm]	[kg]
TBP25WC100P2W2P0N	≡	100	105x80	80/77x60	9	45	105	127	100
TBP25WC100P2W2R1W	≡	100	105x80	80/77x60	9	45	125	127	100

DOLLY

HIGHLIGHTS AND ADVANTAGES

- ✓ for transport trolleys with plate adjustment
- ✓ fixation by plate with hole pattern 80 x 60 mm
- ✓ longlife service due to injected steel tube



P2W2



CASTORS FOR BAKERIES SERIES C4C4

rim: polyamide with fiberglass
 tread: polyamide with fiberglass
 axle bearing: plain bearing
 threadguard: without
 load capacity: 100 kg to 130 kg
 wheel diameter: 100 mm to 125 mm
 temperature range: -20°C to +280°C

HIGHLIGHTS AND ADVANTAGES

- ✓ heat-resistant up to +250° C
- ✓ available in galvanized steel or stainless steel

BAKERY

GALVANIZED STEEL VERSION



swivel castor

		[mm]	[mm]	[mm]	[mm]	[mm]	[mm]	[mm]	[kg]
SPP21WC100C4C4P0N	≡	100	105x80	80/77x60	9	40	128		100
SPP31WC125C4C4P0N	≡	125	105x80	80/77x60	9	40	155		130



fixed castor

FPP22WC100C4C4P0N	≡	100	105x80	80/77x60	9		128		100
FPP35WC125C4C4P0N	≡	125	105x80	80/77x60	9		155		130



swivel castor with total brake

TPP21WC100C4C4P0N	≡	100	105x80	80/77x60	9	45	128	127	100
TPP31WC125C4C4P0N	≡	125	105x80	80/77x60	9	45	155	127	130



single wheel

		[mm]	[mm]	[mm]	[mm]	∅	[kg]
100C4C4P0N	≡	100	36	42	12	M8	100
125C4C4P0N	≡	125	31	52	12	M8	130

STAINLESS STEEL VERSION



swivel castor

		[mm]	[mm]	[mm]	[mm]	[mm]	[mm]	[mm]	[kg]
SIP26SC100C4C4L0N	≡	100	96x80	80/77x60	9	40	128		100
SIP36SC125C4C4L0N	≡	125	96x80	80/77x60	9	40	155		130



fixed castor

FIP22SC100C4C4L0N	≡	100	96x80	80/77x60	9		128		100
FIP32SC125C4C4L0N	≡	125	96x80	80/77x60	9		155		130



swivel castor with total brake

TIP26SC100C4C4L0N	≡	100	96x80	80/77x60	9	45	128	127	100
TIP36SC125C4C4L0N	≡	125	96x80	80/77x60	9	45	155	127	130



single wheel

		[mm]	[mm]	[mm]	[mm]	∅	[kg]
100C4C4L0N	≡	100	34	40	12	M8	100
125C4C4L0N	≡	125	32	50	12	M8	130

C4C4

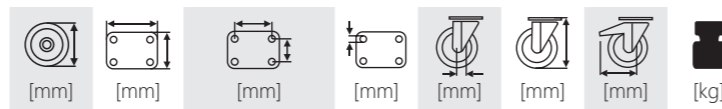


CASTORS FOR THEATERS SERIES AAU4

rim: aluminium
 tread: polyurethane black 92° shore A
 axle bearing: double ball bearing
 threadguard: without
 load capacity: 250 kg to 300 kg
 wheel diameter: 100 mm to 125 mm
 temperature range: -20°C to +80°C



swivel castor



		[mm]	[mm]	[mm]	[mm]	[mm]	[mm]	[mm]	[kg]
SPP47KC100AAU4D0N		100	135x110	105x84/76	11	50	128		250
SPP47KC125AAU4D0N		125	135x110	105x84/76	11	50	155		300



fixed castor

FPP43KC100AAU4D0N		100	135x110	105x84/76	11		128		250
FPP43KC125AAU4D0N		125	135x110	105x84/76	11		155		300



swivel castor with total brake

TPP47KC100AAU4D0N		100	135x110	105x84/76	11	55	128	154	250
TPP47KC125AAU4D0N		125	135x110	105x84/76	11	55	155	154	300



Flexi Slider

FS001KAAU4		100	135x110	105x84/76	11	193	159	386	600
------------	--	-----	---------	-----------	----	-----	-----	-----	-----

also available in different colours



FS001KAAU5



FS001KAAX7

THEATER

HIGHLIGHTS AND ADVANTAGES

- ✓ strong range for heavy stages
- ✓ reduced reflection of light due to the black housing

AAU4















FLIGHTCASE CASTORS SERIES R4M1 / R4E1



rim: polyamide
 tread: elastic blue 75° / 65° shore A
 axle bearing: roller bearing / ball bearing
 threadguard: small plastic threadguard
 load capacity: 160 kg to 200 kg
 wheel diameter: 100 mm
 temperature range: -20°C to +80°C



swivel castor



									[kg]
SBP25WC100R4M1R0N		100	105x80	80/77x60	9	40	125		160
SPP21WC100R4E1B34		100	105x80	80/77x60	9	40	128		200

SUPERB housing: top plate: 4.0 mm / fork thickness: 3.5 mm



SPP2BWC100R4M1R0N		100	105x80	80/77x60	9	40	128		160
SPP2BWC100R4E1B34		100	105x80	80/77x60	9	40	128		200



swivel castor with total brake

TBP25WC100R4M1R0N		100	105x80	80/77x60	9	40	125	127	160
TPP21WC100R4E1B34		100	105x80	80/77x60	9	40	128	127	200

SUPERB housing: top plate: 4.0 mm / fork thickness: 3.5 mm

TPP2BWC100R4M1R0N		100	105x80	80/77x60	9	40	128	127	160
TPP2BWC100R4E1B34		100	105x80	80/77x60	9	40	128	127	200

FLIGHT











HIGHLIGHTS AND ADVANTAGES

- ✓ R4M1 wheel with extra wide tread
- ✓ can be combined with standard wheels or housings
- ✓ as black line version on request

SUPERB HOUSING WITH SELF-ALIGNING FUNCTION





swivel castor

									[kg]
SSP2BWC100R4M1R0N		100	105x80	80/77x60	9	40	128		200
SSP2BWC100R4E1B34		100	105x80	80/77x60	9	40	128		200














swivel castor with total brake

TSP2BWC100R4M1R0N		100	105x80	80/77x60	9	40	128	127	200
TSP2BWC100R4E1B34		100	105x80	80/77x60	9	40	128	127	200



single wheel

									[kg]
100R4M1R0N		100	35	40	12	M8			160
100R4E1B34		100	35	40	8	M8			200



COMPACT CASTORS SERIES SWU5


rim: steel rim
 tread: polyurethane 93° - 95° shore A brown
 axle bearing: double ball bearing
 threadguard: without
 load capacity: 100 kg to 150 kg
 wheel diameter: 35 mm to 60 mm
 temperature range: -20°C to +60°C













EXAMPLE FOR APPLICATION


- ✓ display construction and shopfitting
- ✓ AGV applications










HIGHLIGHTS AND ADVANTAGES


- ✓ resistance to acids, oils and fats
- ✓ high load capacities at low total heights















									
	[mm]	[mm]	[mm]	[mm]	[mm]	[mm]	[mm]	[mm]	[kg]
SZPA6WC035SWU5D0N		35	60x60	48/38x48/38	6,3	15	52,5	32,5	100
SZPS1WC050SWU5D0N		50	90x66	75/61x51/45	8,5	29	73	54	150
SZP21WC060SWU5D0N		60	105x80	80x60	9,2	33	80	63	150



							
	[mm]	[mm]		[mm]	[mm]	[mm]	[kg]
BZH12WC035SWU5D0N		35	10,5	15	50		100
BZH35WC050SWU5D0N		50	13	29	70		150
BZH35WC060SWU5D0N		60	13	33	80		150













									
	[mm]	[mm]	[mm]	[mm]	[mm]	[mm]	[mm]	[mm]	[kg]
TZPA6WC035SWU5D0N		35	60x60	48/38x48/38	6,3	15	52,5		100
TZPS1WC050SWU5D0N		50	90x66	75/61x51/45	8,5	29	73		150
TZP21WC060SWU5D0N		60	105x80	80x60	9,2	33	80		150















SERIES SWU5

rim: steel rim
 tread: polyurethane 95° shore A
 axle bearing: double ball bearing
 threadguard: without
 load capacity: 200 kg to 250 kg
 wheel diameter: 60 mm to 65 mm
 temperature range: -20°C to +60°C



							
	[mm]	[mm]		[mm]	[mm]	[mm]	[kg]
HZH12WC035SWU5D0N		35	10,5	15	50	32,5	100
HZH35WC050SWU5D0N		50	13	29	70	54	150
HZH35WC060SWU5D0N		60	13	33	80	63	150

									
	[mm]	[mm]	[mm]	[mm]	[mm]	[mm]	[mm]	[mm]	[kg]
SDP25W0060SWU5D0N		60	105 x 80	80/76 x 60	9,2	28	80	58	200
SDP37W0065SWU5D0N		65	105 x 80	80/76 x 60	9,2	28	86,5	58	250



AGV CASTORS SERIES P2V2

rim: polypropylene
 tread: thermoplastic rubber 85° shore A
 axle bearing: ball bearing / double ball bearing stainless steel
 threadguard: small plastic threadguard
 load capacity: 200 kg
 wheel diameter: 160 mm to 200 mm
 temperature range: -20°C to +60°C



AGV CASTORS SERIES R4E2

rim: polyamide
 tread: elastic grey 65° shore A
 axle bearing: double ball bearing stainless steel
 threadguard: small plastic threadguard
 load capacity: 300 kg to 350 kg
 wheel diameter: 160 mm to 200 mm
 temperature range: -20°C to +80°C



swivel castor

	[mm]	[mm]	[mm]	[mm]	[mm]	[mm]	[mm]	[mm]	[kg]
SSP5SSC160P2V2S32		160	130x74	110x50	10,5	53,5	205		200
SSP5SSC200P2V2S32		200	130x74	110x50	10,5	50	245		200



swivel castor

	[mm]	[mm]	[mm]	[mm]	[mm]	[mm]	[mm]	[mm]	[kg]
SSP5SSC160R4E2S34		160	130x74	110x50	10,5	53,5	205		300
SSP5SSC200R4E2S34		200	130x74	110x50	10,5	50	245		350



fixed castor

	[mm]	[mm]	[mm]	[mm]	[mm]	[mm]	[mm]	[mm]	[kg]
FSP54SC160P2V2S32		160	130x74	110x50	10,5		205		200
FSP54SC200P2V2S32		200	130x74	110x50	10,5		245		200



fixed castor

	[mm]	[mm]	[mm]	[mm]	[mm]	[mm]	[mm]	[mm]	[kg]
FSP54SC160R4E2S34		160	130x74	110x50	10,5		205		300
FSP54SC200R4E2S34		200	130x74	110x50	10,5		245		350



swivel castor with total brake

	[mm]	[mm]	[mm]	[mm]	[mm]	[mm]	[mm]	[mm]	[kg]
TSP5SSC160P2V2S32		160	130x74	110x50	10,5	53,5	205	150	200
TSP5SSC200P2V2S32		200	130x74	110x50	10,5	50	245	150	200



swivel castor with total brake

	[mm]	[mm]	[mm]	[mm]	[mm]	[mm]	[mm]	[mm]	[kg]
TSP5SSC160R4E2S34		160	130x74	110x50	10,5	53,5	205	150	300
TSP5SSC200R4E2S34		200	130x74	110x50	10,5	50	245	150	350



CASTORS FOR POSTAL SERVICE TROLLEYS SERIES BAF4 140 MM

rim: aluminium
 tread: elastic black 70° - 75° shore A
 axle bearing: double ball bearing
 threadguard: without
 load capacity: 270 kg
 wheel diameter: 140 mm
 temperature range: -20°C to +80°C



CASTORS FOR POSTAL SERVICE TROLLEYS SERIES BAF2 / BAF4 160 - 200 MM

rim: aluminium
 tread: elastic 70° - 75° shore A
 axle bearing: double ball bearing
 threadguard: without
 load capacity: 300 kg to 350 kg
 wheel diameter: 160 mm to 200 mm
 temperature range: -20°C to +80°C



swivel castor

	[mm]	[mm]	[mm]	[mm]	[mm]	[mm]	[mm]	[mm]	[kg]
SHP57WC140BAF4D0N		140	140x110	105x84/76	11	50	171		290



swivel castor with directional lock

DHP57WC140BAF4D0N		140	140x110	105x84/76	11	50	171		290
-------------------	--	-----	---------	-----------	----	----	-----	--	-----



swivel castor with central brake

	[mm]	[mm]	[mm]	[mm]	[mm]	[mm]	[mm]	[mm]	[kg]
ZPP58WC160BAF2D0N		160	135x110	105x84/76	11	53	195		300
ZPP58WC200BAF2D0N		200	135x110	105x84/76	11	53	235		350



swivel castor with central brake

ZPP58WC160BAF4D0N		160	135x110	105x84/76	11	53	195		300
ZPP58WC200BAF4D0N		200	135x110	105x84/76	11	53	235		350














CASTORS WITH CENTRAL DIRECTIONAL LOCKING SYSTEM SERIES P2D2

rim: polypropylene
 tread: thermoplastic rubber 65° shore A
 axle bearing: ball bearing
 threadguard: small plastic threadguard
 load capacity: 135 kg to 165 kg
 wheel diameter: 100 mm to 125 mm
 temperature range: -20°C to +60°C





swivel castor

									
	[mm]	[mm]	[mm]	[mm]	[mm]	[mm]	[mm]	[mm]	[kg]
SPP21WC100P2D2B32		100	105x80	80/77x60	9	40	128		135
SPP31WC125P2D2B32		125	105x80	80/77x60	9	40	155		165





fixed castor

FPP22WC100P2D2B32		100	105x80	80/77x60	9		128		135
FPP35WC125P2D2B32		125	105x80	80/77x60	9		155		165





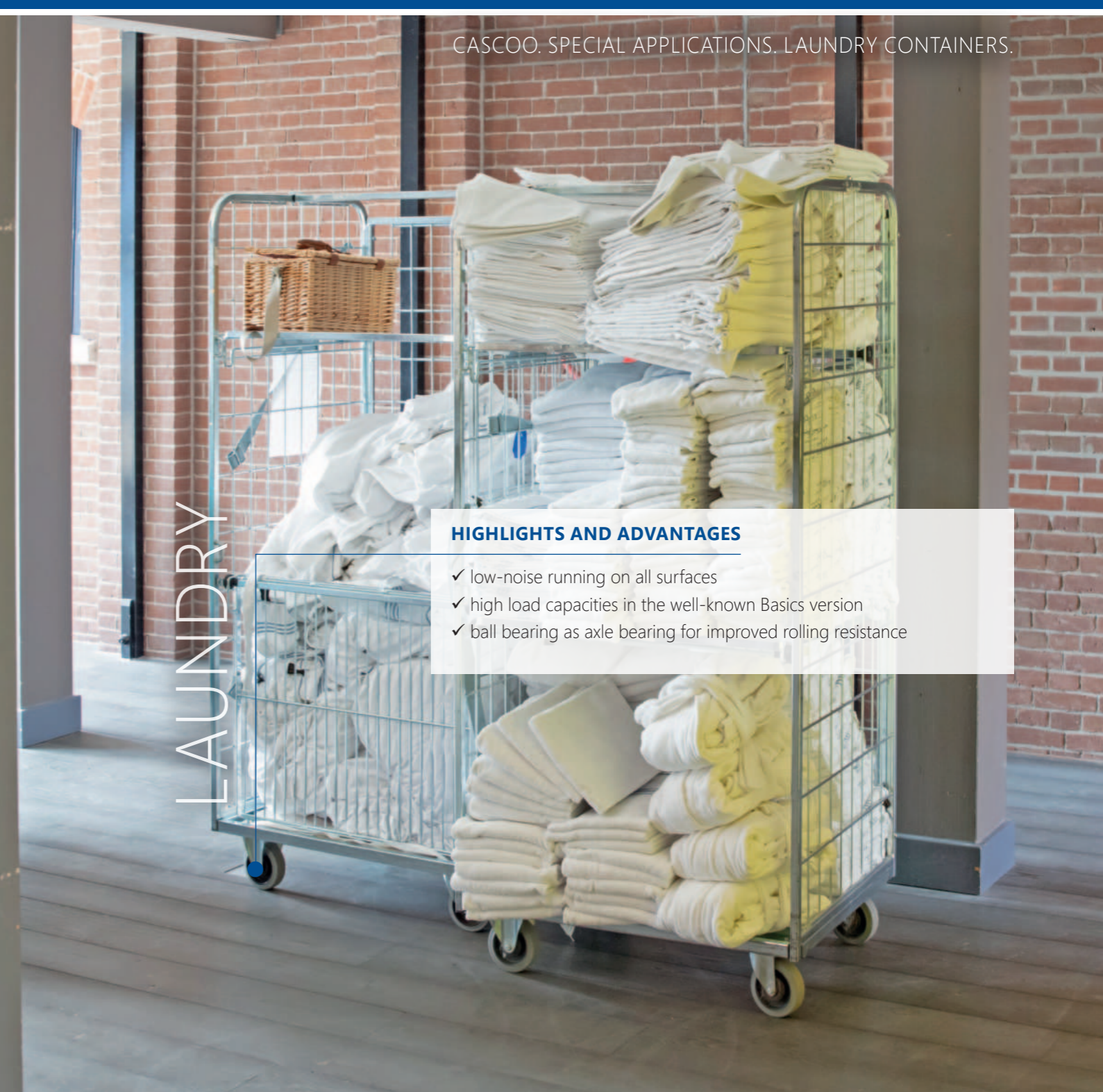
swivel castor with total brake

TPP21WC100P2D2B32		100	105x80	80/77x60	9	40	128	127	135
TPP31WC125P2D2B32		125	105x80	80/77x60	9	45	155	127	165



swivel castor with central directional locking system

DIRSPP21WC100P2D2B32		100	105x80	80/77x60	9	40	128		135
DIRSPP31WC125P2D2B32		125	105x80	80/77x60	9	40	155		165



HIGHLIGHTS AND ADVANTAGES

- ✓ low-noise running on all surfaces
- ✓ high load capacities in the well-known Basics version
- ✓ ball bearing as axle bearing for improved rolling resistance



central directional locking system









- ✓ swivel castors can be connected individually
- ✓ at unlocked mechanism: flexible handling on the truck
- ✓ at locked mechanism: stabile straight run during use











SCAFFOLD CASTORS SERIES N0N0

rim: polyamide
 tread: polyamide
 axle bearing: plain bearing
 threadguard: without
 load capacity: 600 kg to 700 kg
 wheel diameter: 125 mm to 200 mm
 temperature range: -40°C to +80°C












								
	[mm]	[mm]	[mm]	[mm]	[mm]	[mm]	[mm]	[kg]
swivel castor with stem								
LGTKBWC125N0N0P0N	125				30	158	ø38.35x55.5	600
LGTLBWC125N0N0P0N	125				30	158	ø34.5x55.5	600
LGTKBWC150N0N0P0N	150				30	181	ø38.35x55.5	700
LGTLBWC150N0N0P0N	150				30	181	ø34.5x55.5	700
LGTK4WC200N0N0P0N	200				40	241	ø38.35x55.5	700
LGL4WC200N0N0P0N	200				40	241	ø34.5x55.5	700



								
	[mm]	[mm]	[mm]	[mm]	[mm]	[mm]	[mm]	[kg]
swivel castor with spindle								
LGVM4WC200N0N0P0N	200				40	241	ø37x400	700
	200				40	241	ø37x500	700



								
	[mm]	[mm]	[mm]	[mm]	[mm]	[mm]	[mm]	[kg]
swivel castor with total brake and expander								
BPX87WC125N0N0P0N	125				40	160	ø 42.5	200
	125				40	159	ø 45.5	200



SCAFFOLD

HIGHLIGHTS AND ADVANTAGES

- ✓ weatherproof and robust against side impacts
- ✓ certified and tested according to EN 1004









N0N0











SCAFFOLD CASTORS SERIES N2U6

rim: polyamide
 tread: thermoplastic polyurethane 95° shore A
 axle bearing: plain bearing
 threadguard: without
 load capacity: 600 kg to 700 kg
 wheel diameter: 125 mm to 200 mm
 temperature range: -40°C to +80°C











								
	[mm]	[mm]	[mm]	[mm]	[mm]	[mm]	[mm]	[kg]
swivel castor with stem								
LGTKBWC125N2U6P0N	125				30	158	ø38.35x55.5	600
LGTLBWC125N2U6P0N	125				30	158	ø34.5x55.5	600
LGTKBWC150N2U6P0N	150				30	181	ø38.35x55.5	700
LGTLBWC150N2U6P0N	150				30	181	ø34.5x55.5	700
LGTK4WC200N2U6P0N	200				40	241	ø38.35x55.5	700
LGTL4WC200N2U6P0N	200				40	241	ø34.5x55.5	700



								
	[mm]	[mm]	[mm]	[mm]	[mm]	[mm]	[mm]	[kg]
swivel castor with spindle								
LGVM4WC200N2U6P0N	200				40	241	ø37x400	700
	200				40	241	ø37x500	700



								
	[mm]	[mm]	[mm]	[mm]	[mm]	[mm]	[mm]	[kg]
swivel castor with total brake and expander								
BPX87WC125N2U6P0N	125				40	160	ø 42.5	200
	125				40	159	ø 45.5	200




SCAFFOLD

HIGHLIGHTS AND ADVANTAGES


- ✓ weatherproof and robust against side impacts
- ✓ certified and tested according to EN 1004

N2U6







QUALITY
is when the
customer returns –
and not the
PRODUCT.



We are constantly working to perfect our wheels and castors and expand our range to meet your requirements. Stay up to date on our products, news and changes.


Subscribe to the CASCOO info mail now.



FOLLOW US ON









visit our website
WWW.CASCOO.EU



We tell you the CASCOO CODE

Our item numbers are made up of various attributes of the product:

- 1 **S** housing type
- 2 **A** category
- 3 **P** fixation
- 4 **A** plate hole pattern & hub width / bolt hole diameter & hub width
- 5 **9** material thickness of housing
- 6 **C** surface
- 7 **C** logo
- 8 **0**
- 9 **5** wheel diameter
- 10 **0**
- 11 **P** wheel rim
- 12 **2** colour wheel rim
- 13 **T** tread
- 14 **2** colour tread
- 15 **P** axle bearing
- 16 **0** threadguard
- 17 **N** colour threadguard



the
**detailed
description**
can also be found at www.cascao.eu



1. HOUSING TYPE

- A** swivel castor with front brake (via adjustable screw)
- B** bolt hole swivel castor with total brake (pedal steel / zinc die cast)
- C** swivel castor with front brake (via hook)
- D** swivel castor with directional lock
- E** bolt hole swivel castor with directional lock
- F** fixed castor
- H** bolt hole swivel castor
- K** bolt hole swivel castor with total brake (nylon pedal)
- L** swivel castor with brake (double pedal)
- P** swivel castor with total brake (nylon pedal)
- S** swivel castor
- T** swivel castor with total brake
- Z** swivel castor with central locking system

2. CATEGORY

- A** apparatus castors
- B** industrial castors BASICS
- C** plastic body castors CASCOO CARA
- D** twin wheel castors
- E** shopping castors
- F** industrial castors FLEX
- G** scaffold castors
- H** heavy duty castors
- I** industrial castors INNOVATION
- P** industrial castors PREMIUM
- S** special / individual application
- V** plastic body castors CASCOO EVA
- W** waste bin castors
- Z** compact castors

3. FIXATION

- B** bolt hole with ball bearing
- C** bolt hole with ball bearing and stage
- H** bolt hole
- P** plate
- Q** bolt hole with inner thread
- R** bolt hole with inner thread (additional plate)
- S** bolt hole with inserted screw
- T** bolt hole with stem
- V** bolt hole with welded spindle
- X** bolt hole with screwed expander
- Z** bolt hole with pressed stem or threaded stem

4. PLATE HOLE PATTERN & HUB WIDTH / BOLT HOLE DIAMETER & HUB WIDTH

	by plate fixation	by bolt hole fixation
1		11 mm
2	80 x 60 mm / 42 mm	12 mm
3	80 x 60 mm / 52 mm	13 mm / 42 mm
4	105 x 80 mm / 52 mm	14 mm
5	105 x 80 mm / 60 mm	15 mm
6	80 x 60 mm strengthen / 42 mm	16 mm
7	80 x 60 mm closed / 42 mm	7 mm
8	85 x 60 mm / 42 mm	13 mm / 52 mm
9	80 x 60 mm / 46 mm	13 mm / 60 mm
0	64 x 64 mm / 36 mm	10 mm
A	48/39 x 48/39 mm	13 mm / 36 mm
B	44/38.5 x 44/38.5 mm	13 mm / 36 mm
C	48/38 x 48/38 mm	12,2 mm
D		13 mm / 36 mm
E	at 50 mm: 48/38 x 48/38 mm; from of 75 mm: 62/56 x 52/47 mm	11 mm / 36 mm
F		11 mm / 36 mm
G		11 mm / 36 mm
H		11 mm / 44 mm
J	75 x 50 mm / 36 mm	11 mm / 56 mm
K	80 x 60 mm / 47 - 55 mm	
L	105 x 80 mm / 47 - 55 mm	
S	75 x 50 mm / 30 mm	

5. MATERIAL THICKNESS OF HOUSING

1	3.00 / 2.50 mm
2	2.00 / 2.00 mm
3	3.00 / 3.00 mm
4	4.00 / 4.00 mm
5	2.50 / 2.50 mm
6	2.50 / 2.00 mm
7	4.00 / 3.00 mm
8	3.50 / 3.00 mm
9	2.00 / 1.80 mm
0	2.00 / 1.50 mm
A	3.50 / 3.50 mm
B	4.00 / 3.50 mm
C	1.50 / 1.50 mm
D	3.00 / 2.00 mm
E	5.00 / 4.00 mm
F	2.75 / 2.25 mm
G	1.80 / 1.80 mm
H	1.50 / 2.00 mm
J	2.00 / 2.50 mm
K	6.00 / 5.00 mm
L	5.00 / 5.00 mm
M	8.00 / 6.00 mm
N	6.00 / 6.00 mm
O	2.75 / 2.50 mm
P	2.20 / 2.20 mm
Q	1.80 / 1.50 mm
S	special solution

6. SURFACE

K	cathodic black dip-coated
P	nylon
W	galvanized steel
C	galvanized steel, blue passivated
S	stainless steel

7. LOGO

C	with CASCOO Logo
0	without CASCOO Logo

9. WHEEL DIAMETER

035	Ø 35 mm
050	Ø 50 mm
060	Ø 60 mm
065	Ø 65 mm
075	Ø 75 mm
080	Ø 80 mm
100	Ø 100 mm
108	Ø 108 mm
125	Ø 125 mm
140	Ø 140 mm
150	Ø 150 mm
160	Ø 160 mm
180	Ø 180 mm
200	Ø 200 mm
250	Ø 250 mm

11. WHEEL RIM

A	Aluminium
B	Aluminium
C	Polyamide with fibreglass
D	Aluminium
G	Polypropylene
H	Polyamide with injected steel tube
I	cast iron
M	Sandwich Polyamide / Elastic
N	Polyamide
P	Polypropylene
Q	Polypropylene with injected steel tube
R	Polyamide
S	steel / sheet steel
T	Sandwich Polypropylene / TPR
U	Polyurethane
V	Polyamide PA6
X	Polypropylene
Y	Polyamide
Z	Polyamide PA6

12. COLOUR WHEEL RIM

0	white
1	blue
2	grey
3	yellow
4	black
5	brown
6	red
7	green
8	orange
9	special colour
A	silver (aluminium)
B	galvanized steel
W	galvanized steel

13. TREAD

A	Thermoplastic Rubber 95° Shore A
B	Polyurethane 92° Shore A
C	Polyamide with fibreglass
D	Thermoplastic Rubber 65° Shore A
E	Elastic 65° Shore A
F	Elastic 75° Shore A
G	Thermoplastic Rubber 65° Shore A
J	Thermoplastic Rubber 85° Shore A
K	Polyamide with Elastic ring
M	Elastic 75° Shore A
N	Polyamide
P	Polypropylene
Q	Thermoplastic Rubber 2 Components 65° / 85° Shore A
R	Solid Rubber PAH conform
S	Solid Rubber REACH conform
T	Thermoplastic Rubber 95° Shore A
U	on PA rim: Thermoplastic Polyurethane / on alu & steel: cast PU
V	Thermoplastic Rubber 85° Shore A
W	Thermoplastic Rubber 85° Shore A
X	Polyurethane 75° Shore A
Y	Polyurethane 2 Components 75° / 92° Shore A
Z	Polyamide PA6

14. COLOUR TREAD

0	white
1	blue
2	grey
3	yellow
4	black
5	brown
6	red
7	green
8	orange
9	special colour

15. AXLE BEARING

B	ball bearing
D	double ball bearing
L	plain bearing stainless steel
P	plain bearing
Q	roller bearing stainless steel
R	roller bearing
S	ball bearing stainless steel
Z	plain bearing with slip-on PP tube

16. THREADGUARD

0	without threadguard
1	small metall threadguard
2	full covering metall threadguard
3	small plastic threadguard
4	full covering plastic threadguard

17. COLOUR THREADGUARD

0	white
1	blue
2	grey
3	yellow
4	black
5	brwon
6	red
7	green
8	orange
9	special colour
N	without threadguard
S	stainless steel
W	galvanized steel

CASCOO - ALWAYS THE RIGHT CHOICE



WWW.CASCOO.EU





Distribution Europe

CASCOO Europe GmbH

Lütke Haar 15
59602 Rülthen
Germany
+49 (0) 2952 9706290
info@cascoo.eu
www.cascoo.eu

Production China

Zhongshan CASCOO Metal Machinery Co.,Ltd.

No.108 Zhaoyi road
Dongsheng Town, Zhongshan, Guangdong, China
Post Code: 528414
+86 (0) 760 89821559
sales@cascoo.com
www.cascoo.com